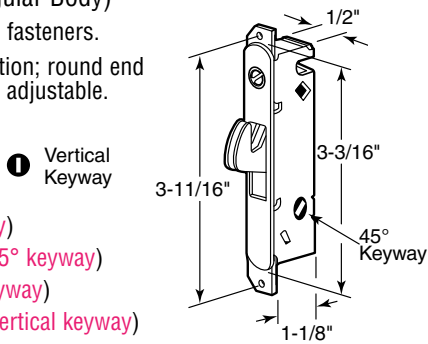


Mortise Lock (Rectangular Body)

Contents: 1 lock; installation fasteners.

Description: Mortise installation; round end face plate; hook projection is adjustable.



E-2014 (Steel - 45° keyway)

E-2199 (Stainless steel - 45° keyway)

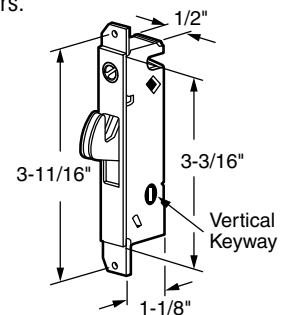
E-2013 (Steel - Vertical keyway)

E-2489 (Stainless steel - Vertical keyway)

Mortise Lock (Rectangular Body - Vertical Keyway)

Contents: 1 lock; installation fasteners.

Description: Mortise installation; steel housing and hook; square end face plate; keyway is in vertical position with hook fully extended; hook projection is adjustable.

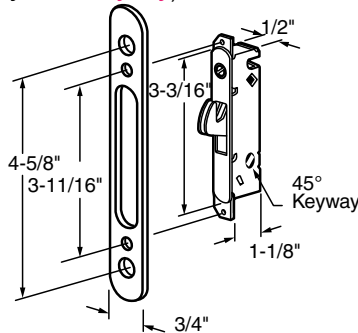


E-2012

Mortise Lock (Rectangular Body - 45° Keyway)

Contents: 1 lock; 1 face plate; installation fasteners.

Description: Mortise installation; steel housing and hook; round end face plate; keyway is in the 45° position with hook fully extended; hook projection is adjustable; for use on wood and vinyl doors.

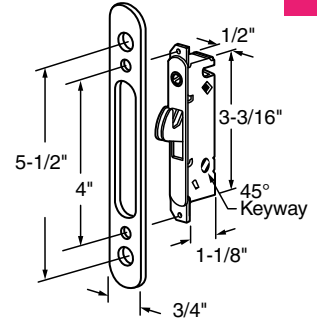


E-2164

Mortise Lock (Rectangular Body - 45° Keyway)

Contents: 1 lock; 1 face plate; installation fasteners.

Description: Mortise installation; steel housing and hook; round end face plate; keyway is in the 45° position with hook fully extended; hook projection is adjustable.

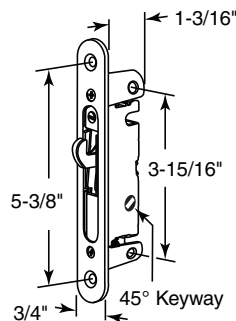


E-2565

Mortise Lock (Rectangular Body - 45° Keyway)

Contents: 1 lock; installation fasteners.

Description: Mortise installation; diecast face housing; steel lock housing and hook; round end face plate; keyway is in the 45° position with hook fully extended; hook projection is adjustable; for use on wood and vinyl doors.

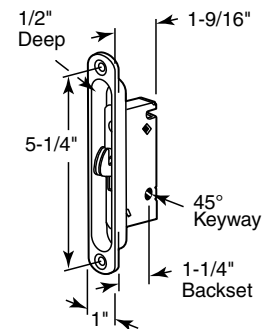


E-2468

Mortise Lock (Rectangular Body - 45° Keyway)

Contents: 1 lock; installation fasteners.

Description: Mortise installation; diecast face housing; steel lock housing and hook; round end face plate; keyway is in the 45° position with hook fully extended; hook projection is adjustable; for use on wood and vinyl doors; uses E-2125 keeper.

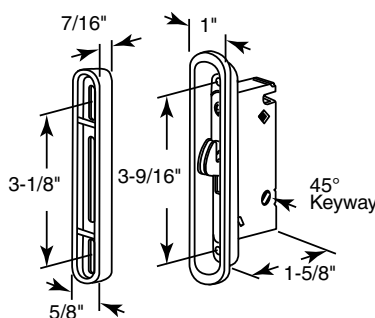


E-2189

Mortise Lock (Rectangular Body - 45° Keyway)

Contents: 1 lock; 1 face plate; installation fasteners.

Description: Mortise installation; diecast face housing; steel lock housing and hook; round end face plate; keyway is in the 45° position with hook fully extended; hook projection is adjustable; for use on wood and vinyl doors.

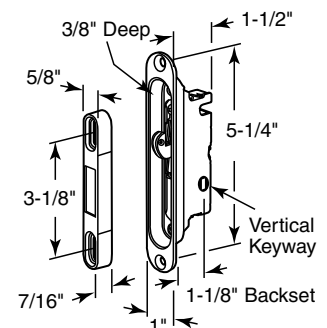


E-2487

Mortise Lock (Rectangular Body - Vertical Keyway)

Contents: 1 lock; installation fasteners.

Description: Mortise installation; diecast face housing and keeper; steel lock housing and hook; round end face plate; keyway is in the vertical position with hook fully extended; hook projection is adjustable; for use on wood and vinyl doors.

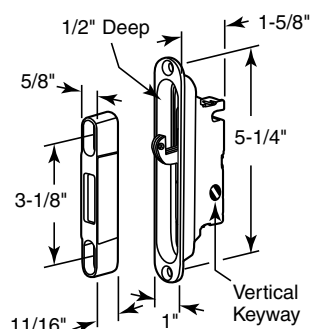


E-2469

Mortise Lock (Rectangular Body - Vertical Keyway)

Contents: 1 lock; installation fasteners.

Description: Mortise installation; diecast face housing and keeper; steel lock housing and hook; round end face plate; keyway is in the vertical position with hook fully extended; hook projection is adjustable; for use on wood and vinyl doors.

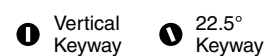


E-2470

Mortise Lock (Angled Body)

Contents: 1 lock; installation fasteners.

Description: Mortise installation; round end face plate; hook projection is adjustable.



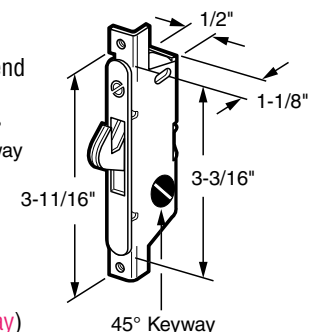
E-2575 (Steel - 22.5° keyway)

E-2121 (Steel - 45° keyway)

E-2187 (Stainless steel - 45° keyway)

E-2009 (Steel - Vertical keyway)

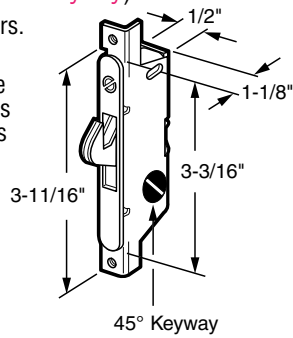
E-2185 (Stainless steel - Vertical keyway)



Mortise Lock (Angled Body - 45° Keyway)

Contents: 1 lock; installation fasteners.

Description: Mortise installation; hook is spring loaded with adjustable hook projection; automatically latches door; round end face plate; keyway is in the 45° position with hook fully extended.



Automatically Latches Door

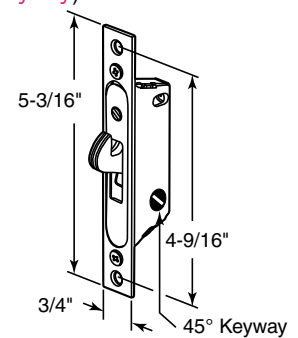
E-2119 (Steel)

E-2148 (Stainless steel)

Mortise Lock (Angled Body - 45° Keyway)

Contents: 1 lock; installation fasteners.

Description: Mortise installation; steel housing and hook with adjustable hook projection; square end face plate; keyway is in the 45° position with hook fully extended; fits *Pella*® doors.



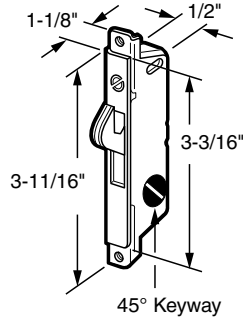
E-2485

Mortise Lock (Angled Body)

Contents: 1 lock; installation fasteners.

Description: Mortise installation; square end face plate; hook projection is adjustable.

Vertical Keyway



E-2111 (Steel - 45° keyway)

E-2008 (Steel - Vertical keyway)

E-2184 (Stainless steel - Vertical keyway)

Mortise Lock (Angled Body - 45° Keyway)

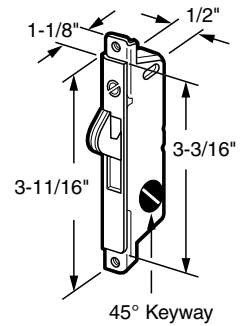
Contents: 1 lock; installation fasteners.

Description: Mortise installation; hook is spring loaded with adjustable hook projection; automatically latches door; square end face plate; keyway is in the 45° position with hook fully extended.

Automatically Latches Door

E-2118 (Steel)

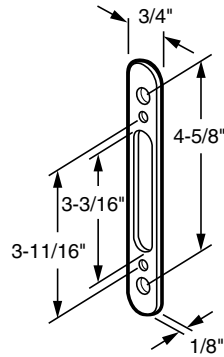
E-2186 (Stainless steel)



Trim Plate

Contents: 1 trim plate; installation fasteners.

Description: Zinc plated steel trim plate for adapting E-2009 and E-2013 style mortise locks to wood door stiles.

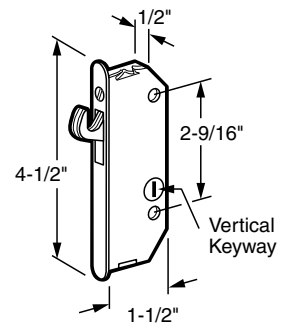


E-2101

Mortise Lock (Unique Body - Vertical Keyway)

Contents: 1 lock; installation fasteners.

Description: Adjustable bolt throw; will withstand approx. 1000 pound force; resists pry bar attacks.



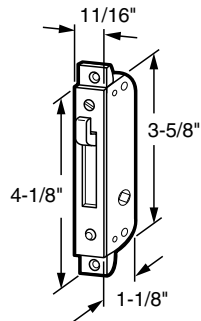
E-2171 (Steel)

E-2100 (Stainless steel)

Mortise Lock (Unique Body)

Contents: 1 lock; installation fasteners.

Description: Diecast lock housing; diecast hook and safety release button; fits on *Parlyn*® 900 series

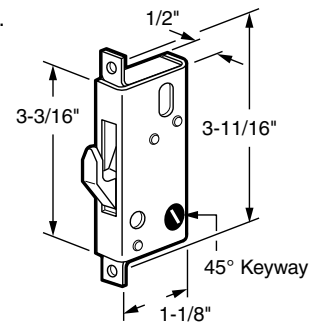


E-2010

Mortise Lock (Unique Body - 45° Keyway)

Contents: 1 lock; installation fasteners.

Description: Mortise installation; steel housing and diecast hook; square end face plate; fits on *Arcadia*® & *Saurenman*®.

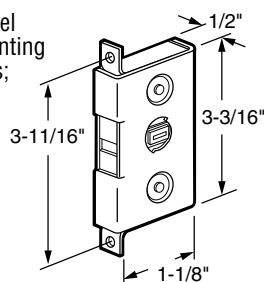


E-2011

Mortise Lock

Contents: 1 lock; installation fasteners.

Description: Mortise installation; steel housing; square end face plate; mounting flanges have no. 6-32 threaded holes; fits on *W & F*®.



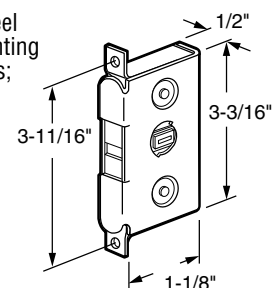
Call For Availability

E-2021

Mortise Lock

Contents: 1 lock; installation fasteners.

Description: Mortise installation; steel housing; round end face plate; mounting flanges have no. 6-32 threaded holes; fits on *W & F*®.



Call For Availability

E-2022

Mortise Lock

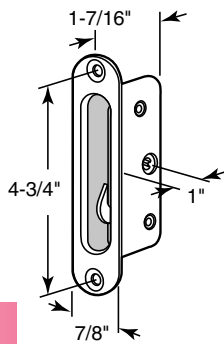
Contents: 1 lock; installation fasteners.

Description: Diecast construction; mortise lock for wood doors; used exclusively in Canada.

Call For Availability



Used primarily in Canada

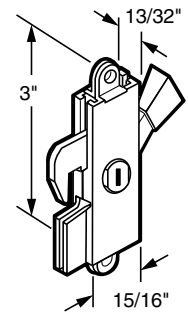


E-2128

Internal Lock

Contents: 1 lock.

Description: Stamped aluminum housing with steel hook and latch lever; black plastic latch lever tip.



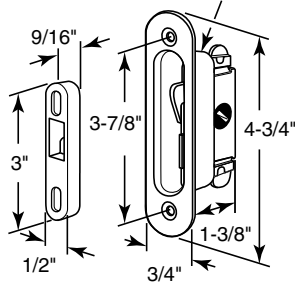
E-2105

Mortise Lock & Keeper

Contents: 1 lock and keeper assembly with complete set of fasteners.

Description: Wood or aluminum door application; integration of keeper and lock for positive anti-lift protection; plated steel hook is mounted in an anti-friction pivot, encased in aluminum housing; fits on *Pennco*® and other manufacturers; overall depth is 1-3/16".

Fits 5/8" x 3-3/8" cut out



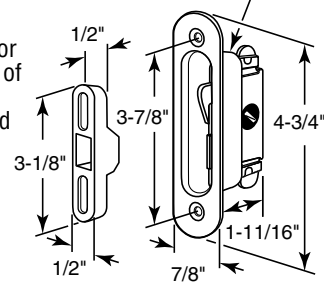
E-2079

Mortise Lock & Keeper

Contents: 1 lock and keeper assembly with complete set of fasteners.

Description: Excellent for either wood or aluminum door application; integration of keeper and lock for positive anti-lift protection; plated steel hook is mounted in an anti-friction pivot, encased in aluminum housing; fits on *Traco*® and other manufacturers; overall depth is 1-3/4".

Fits 3/4" x 3-7/8" cut out

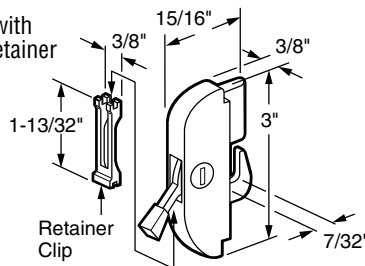


E-2126

Internal Lock

Contents: 1 lock; 1 retainer clip.

Description: Diecast lock housing with steel hook and latch lever; plastic retainer clip; repair part for C-1000 style handles.

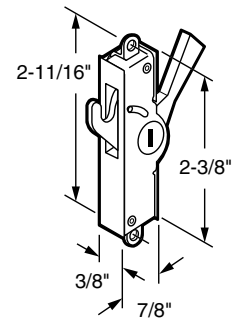


E-2077

Internal Lock

Contents: 1 lock; installation fasteners.

Description: Internal lock for surface mounted patio door handle, with steel housing and hook; black plastic latch lever.



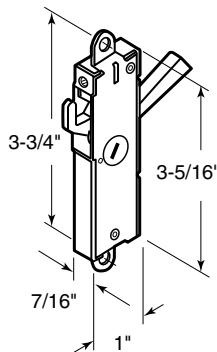
E-2029

Internal Lock

Contents: 1 lock; installation fasteners.

Description: Internal lock for surface mounted patio door handle set; steel housing and hook; black plastic latch lever; with adjustable hook projection; fits on *Northrop Architectural*® and other manufacturers.

Call For Availability

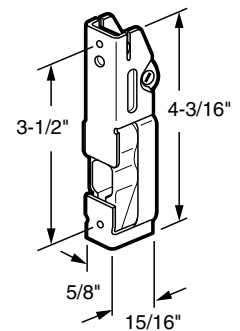


E-2030

Mortise Lock

Contents: 1 lock; installation fasteners.

Description: Steel lock and housing with stainless steel spring; mortise installation; fits on *Northrop*®.

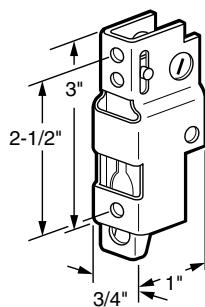


E-2025

Mortise Lock

Contents: 1 lock; installation fasteners.

Description: Steel lock and housing; mortise installation; fits on *Northrop*®.

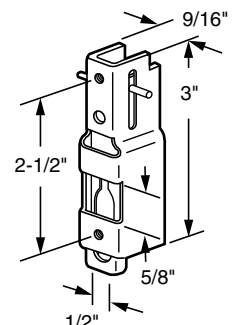


E-2026

Mortise Lock

Contents: 1 lock; installation fasteners.

Description: Steel lock and housing; mortise installation; fits on *Guaranteed Products*®.

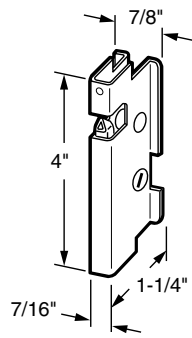


E-2080

Mortise Lock

Contents: 1 lock; installation fasteners.

Description: Steel housing; mortise installation; fits on *Daryl Industries*®.

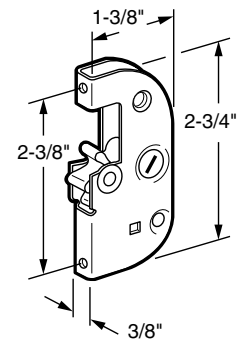


E-2027

Mortise Lock

Contents: 1 lock; installation fasteners.

Description: Cog type lock assembly for old style *Arcadia*® doors; diecast cog and steel housing.

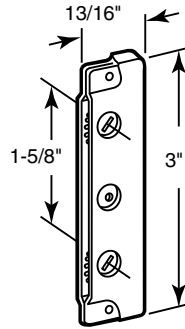


E-2069

Mortise Lock

Contents: 1 lock; installation fasteners.

Description: Steel housing; mortise installation; non handed; fits on *Daryl Industries*®.

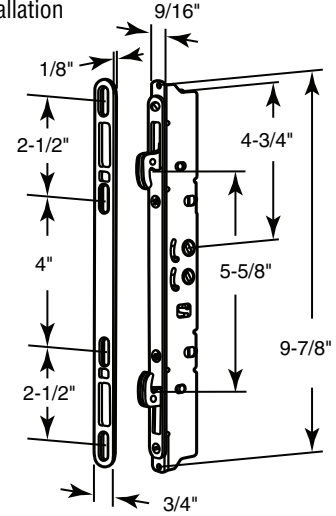


E-2114

Mortise Lock (2-point)

Contents: 1 lock; 1 keeper; installation fasteners.

Description: Multi-point lock used on vinyl and wood patio doors; yellow zinc plated; single lever activated; all steel construction.

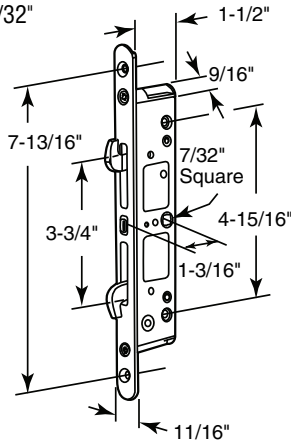


E-2473

Mortise Lock (2-point)

Contents: 1 lock; installation fasteners.

Description: Multi point lock used on vinyl and wood patio doors; uses 7/32" square drive, E-2569; chrome face.

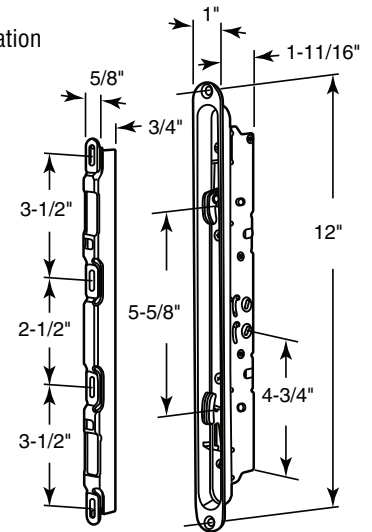


E-2192

Mortise Lock (2-point)

Contents: 1 lock; 1 keeper; installation fasteners.

Description: Multi-point lock used on vinyl and wood patio doors; yellow zinc plated; single lever activated; diecast face housing, steel keeper.

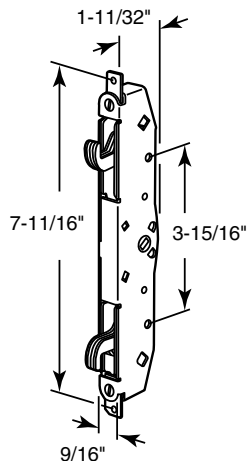


E-2475

Mortise Lock (2-point)

Contents: 1 lock; installation fasteners.

Description: Multi point lock used on vinyl and wood patio doors; uses 7/32" square drive.

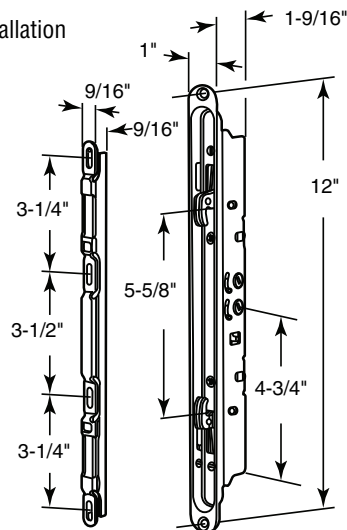


E-2571

Mortise Lock (2-point)

Contents: 1 lock; 1 keeper; installation fasteners.

Description: Multi-point lock used on vinyl and wood patio doors; yellow zinc plated; single lever activated; all steel construction.

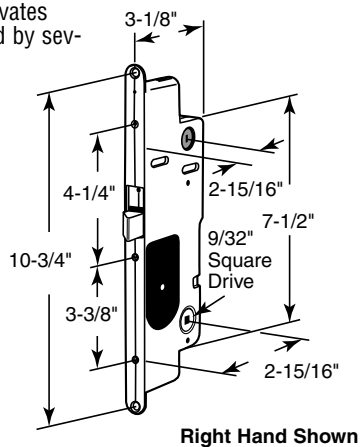


E-2474

Mortise Lock (3-point French Door)

Contents: 1 lock; installation fasteners.

Description: 3-point mortise lock has diecast case; steel bolt; housing activates threshold and header bolt rods; used by several french door manufacturers.

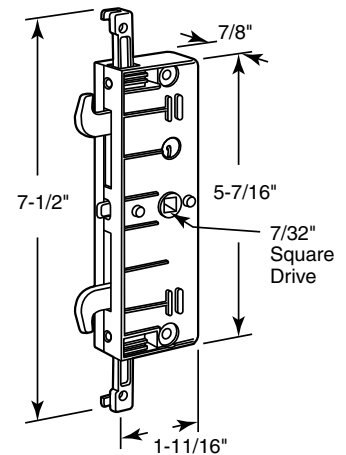


E-2488 (Right Hand)
E-2693 (Left Hand)

Mortise Lock (4-point)

Contents: 1 lock; installation fasteners.

Description: Multi point lock used on vinyl doors; uses 7/32" square drive, E-2569.

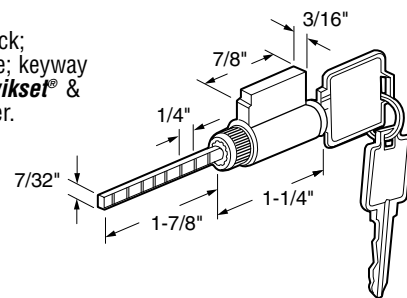


E-2577

Cylinder Lock (5-Pin Tumbler)

Contents: 1 lock; 2 keys.

Description: 5 pin tumbler lock; hardened break-away tailpiece; keyway is compatible to **Weiser**, **Kwikset** & **Weslock**; solid brass cylinder.

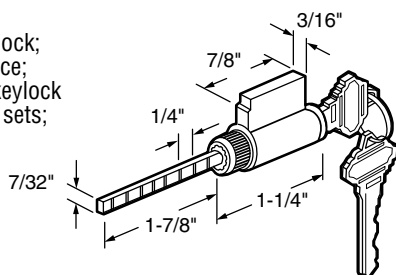


E-2000
E-2107 (Keyed Alike)

Cylinder Lock (5-Pin Tumbler)

Contents: 1 lock; 2 keys.

Description: 5 pin tumbler lock; hardened break-away tailpiece; **Schlage** keyway; used to keylock most surface mount handle sets; solid brass cylinder.

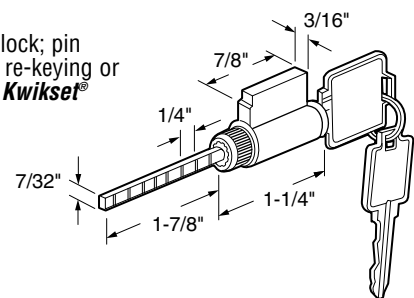


E-2103
E-2104 (Keyed Alike)

Cylinder Lock (5-Pin Tumbler)

Contents: 1 lock; 2 keys.

Description: 5 pin tumbler lock; pin match to U.S. standard; for re-keying or master keying; solid brass; **Kwikset** keyway.

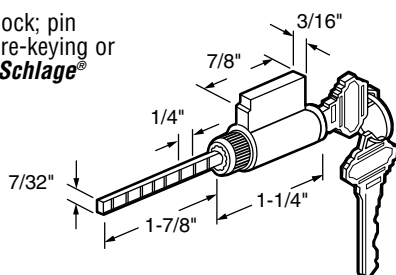


E-2533

Cylinder Lock (5-Pin Tumbler)

Contents: 1 lock; 2 keys.

Description: 5 pin tumbler lock; pin match to U.S. standard; for re-keying or master keying; solid brass; **Schlage** keyway.

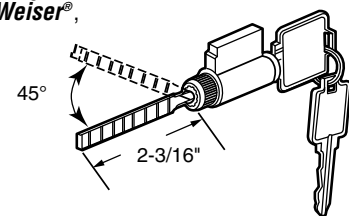


E-2534

Cylinder Lock (5-Pin Tumbler)

Contents: 1 lock; 2 keys.

Description: 5 pin tumbler lock; hardened break-away tailpiece angles 45°; keyway is compatible to **Weiser**, **Kwikset** & **Weslock**; solid brass cylinder.

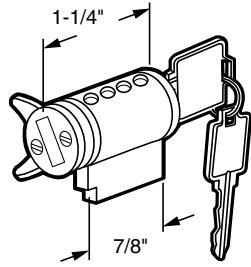


E-2198

Cylinder Lock (5-Pin Tumbler)

Contents: 1 lock; 2 keys.

Description: 5 pin tumbler lock with diecast latch activator; used to keylock C-1025 handle; keyway is compatible to *Weiser*[®], *Kwikset*[®] & *Weslock*[®]; solid brass cylinder.

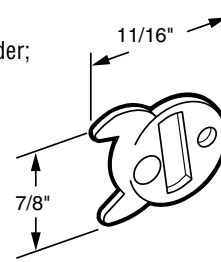


E-2003

Lock Adapter

Contents: 1 adapter.

Description: Diecast adapter; used as lock activator on E-2003 locking cylinder; for keylocking C-1025 handles.

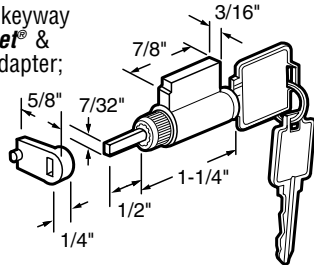


E-2004

Cylinder Lock (5-Pin Tumbler)

Contents: 1 lock with 2 keys; 1 lock activator.

Description: 5 pin tumbler lock; keyway is compatible to *Weiser*[®], *Kwikset*[®] & *Weslock*[®]; special diecast cam adapter; used by various manufacturers; solid brass cylinder.

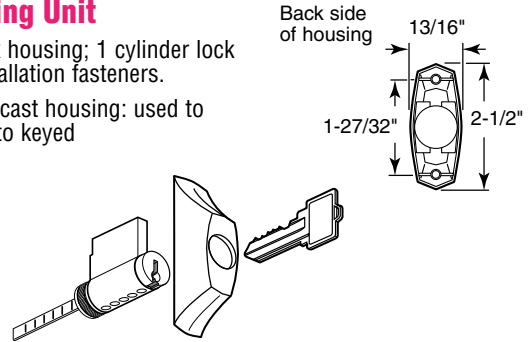


E-2115

Keyed Locking Unit

Contents: 1 lock housing; 1 cylinder lock with 2 keys; installation fasteners.

Description: Diecast housing; used to convert C-1280 to keyed locking handle.

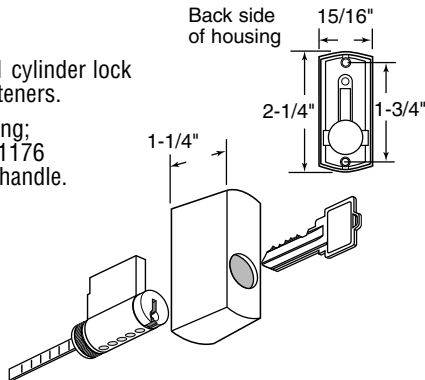


E-2144

Keyed Locking Unit

Contents: 1 lock housing; 1 cylinder lock with 2 keys; installation fasteners.

Description: Die cast housing; used to convert C-1174, C-1176 & C-1178 to keyed locking handle.

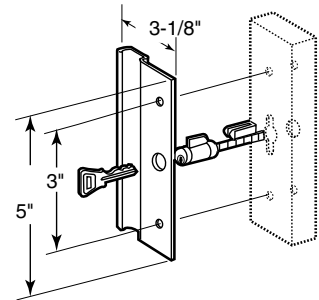


- E-2145** (White)
- E-2194** (Bronze)
- E-2195** (Satin nickel)
- E-2146** (Brass plated)

Keyed Locking Pull

Contents: 1 outside pull; 1 locking cylinder; 1 cylinder clip.

Description: Extruded aluminum flush outside pull with keyed locking unit; locking unit tailpiece with break-off points; used by many manufacturers for 3" hole center installations.

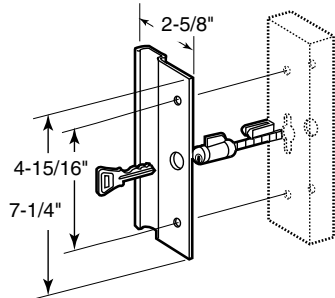


- E-2072** (Aluminum)
- E-2073** (Black)

Keyed Locking Pull

Contents: 1 outside pull; 1 locking cylinder; 1 cylinder clip.

Description: Extruded aluminum flush outside pull with keyed locking unit; locking unit tailpiece with break-off points; used by many manufacturers for 4-15/16" hole center installations.

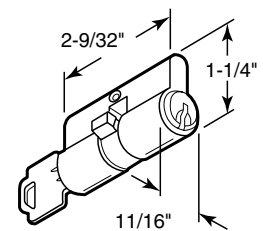


- E-2070** (Aluminum)
- E-2071** (Black)

Cylinder Lock (5-Pin Tumbler)

Contents: 1 cylinder; 2 keys.

Description: Double keyed, solid brass, 5 pin tumbler; used with security screen door mortise locking devices; adjusts to most door thicknesses; for interior and exterior key locking.

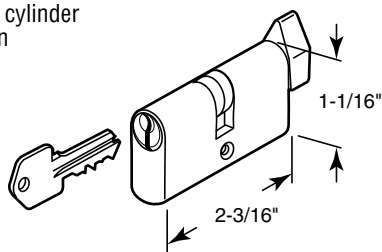


- K-5106** (Schlage)
- K-5061** (Kwikset)

Cylinder Lock (5-Pin Tumbler)

Contents: 1 lock; 2 keys.

Description: Solid brass single cylinder key lock, 5 pin tumbler; used on security door locks.

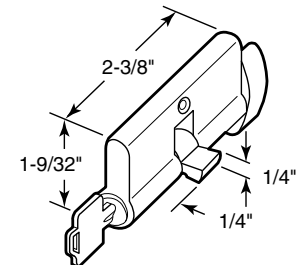


K-5339

Cylinder Lock (5-Pin Tumbler)

Contents: 1 cylinder; 2 keys.

Description: Solid brass 5 pin tumbler; used with security screen door mortise locking devices; adjusts to most door thicknesses.

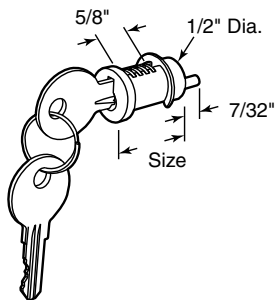


- K-5105** (Schlage)
- K-5062** (Kwikset)

Cylinder Lock (Wafer)

Contents: 1 cylinder; 2 keys.

Description: Wafer type; diecast housing; used to keylock most flush mount handle sets.



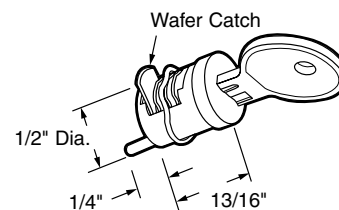
E-2087 (7/8" - For 1-1/8" to 1-1/4" thick doors)

E-2088 (1-1/4" - For 1-1/2" thick doors)

Cylinder Lock (Wafer)

Contents: 1 cylinder; 2 keys.

Description: Wafer type; diecast housing; used to keylock most flush mount handle sets; for 1" thick doors.

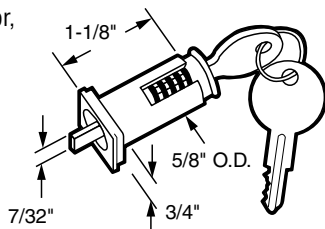


E-2005

Cylinder Lock (Wafer)

Contents: 1 cylinder; 1 plastic housing; 2 keys.

Description: Wafer type; flat activator, 1/2" long; fits on *Wright Products*®.

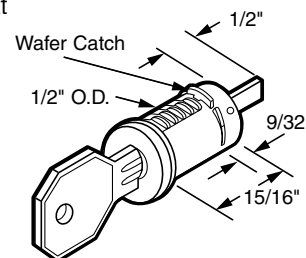


E-2006

Cylinder Lock (Wafer)

Contents: 1 cylinder; 2 keys.

Description: Key locking unit with flat activator, 1/2" long; diecast construction; wafer type; fits on *Wright Products*®.



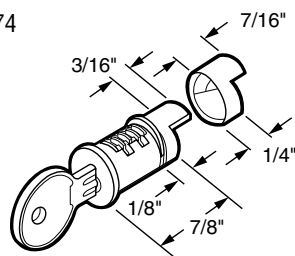
E-2090

Cylinder Lock (Wafer)

Contents: 1 cylinder; 2 keys.

Description: Key lock used on C-1074 handle; includes plastic activator tip.

Call For Availability



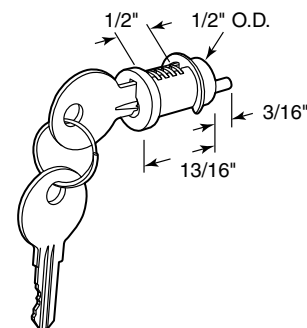
E-2110

Cylinder Lock (Wafer)

Contents: 1 cylinder; 1 plastic housing; 2 keys.

Description: Key locking unit with diamond tailpiece; fits on K-5053 storm door handles.

Call For Availability

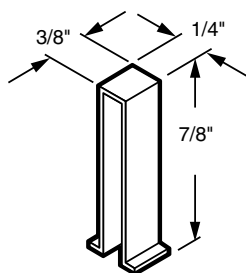


E-2151

Lock Clip

Contents: 1 clip.

Description: Lock retainer clip; spring steel; holds cylinder in place on many doors having a keyhole slot punched on the rail.

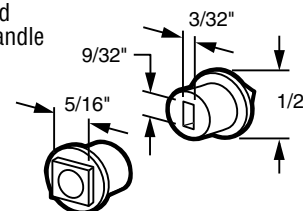


E-2001

Locking Cylinder Adapter

Contents: 1 adapter.

Description: Diecast adapter; provides connection between cylinder lock and latch assembly; used with C-1023 handle set.

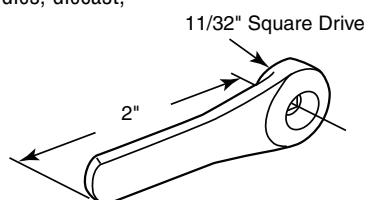


E-2002

Latch Lever

Contents: 1 lever.

Description: Patio door latch lever used on C-1005 clamp style handles; diecast, painted finish.



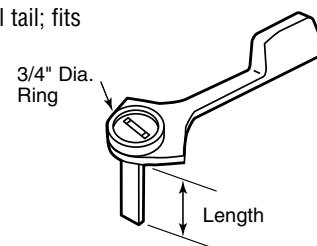
E-2476 (Black)

E-2477 (White)

Latch Lever

Contents: 1 lever.

Description: Diecast lever; steel tail; fits C-1131 style handles.



E-2161 (3/4" - Black)

E-2162 (3/4" - White)

E-2163 (3/4" - Almond)

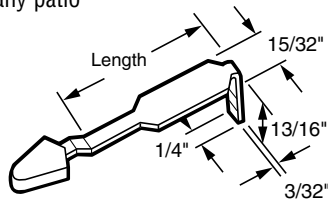
E-2170 (3/4" - Brass plated)

E-2576 (1-1/8" - White)

Latch Lever

Contents: 1 lever.

Description: Stamped steel lever with black plastic tip; used by many patio door manufacturers.

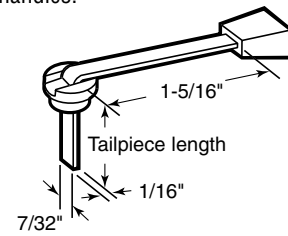


E-2066 (1-5/8")
E-2113 (2")

Latch Lever

Contents: 1 lever with plastic bushing.

Description: Steel latch lever with plastic thumb button; fits C-1058 style handles.

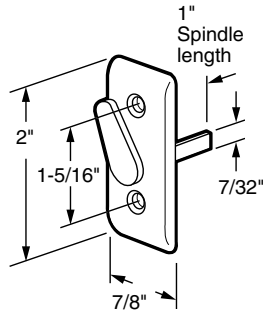


E-2095 (3/4")
E-2139 (1")
E-2117 (1-1/4")

Latch Lever & Escutcheon Plate

Contents: 1 lever; 1 plate, installation fasteners.

Description: Diecast lever with steel pin and aluminum plate; repair part for sliding patio door handles; fits on *Hollyview*® and other manufacturers; repair part for C-1039; gray finish.

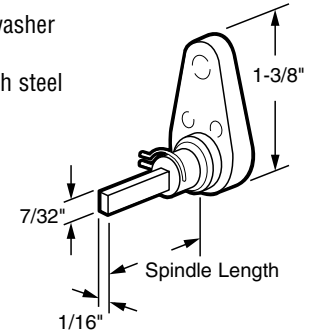


E-2034

Latch Lever

Contents: 1 lever, washer, spring washer and pin.

Description: Diecast latch lever with steel pin; fits on *Fleetwood*® and other manufacturers; gray finish.

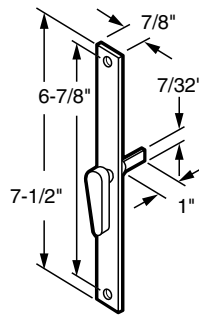


E-2035 (1")
E-2112 (1-1/2")

Latch Lever & Escutcheon Plate

Contents: 1 thumbturn and plate.

Description: Universal design; aluminum adapter plate with thumbturn; steel activator.

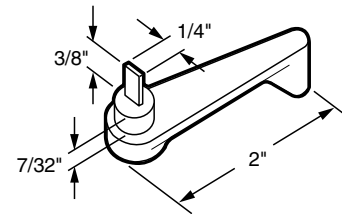


E-2033

Latch Lever

Contents: 1 lever.

Description: Plastic with steel pin; fits on *Arcadia*® and other manufacturers.

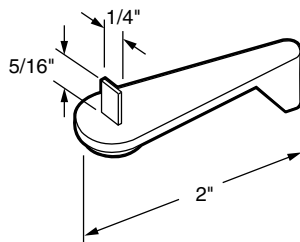


E-2037 (Gray)
E-2191 (Black)

Latch Lever

Contents: 1 lever.

Description: Black plastic with steel pin; fits on *Marshall*® and others.



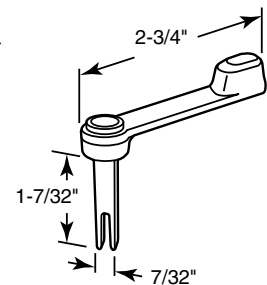
Call For Availability

E-2038

Latch Lever

Contents: 1 lever.

Description: Diecast lever; white powder coated finish; fits *Roto*® style hardware; square drive.

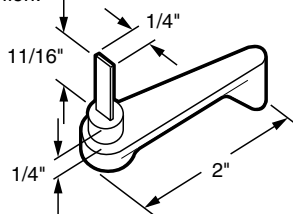


E-2569

Latch Lever

Contents: 1 lever.

Description: Plastic with steel pin; used by several manufacturers; gray finish.

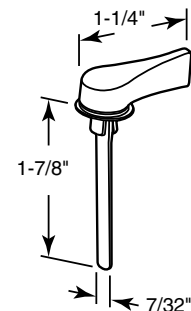


E-2065

Latch Lever

Contents: 1 lever assembly.

Description: Diecast thumb lever; steel activator with "V" shape; nylon washer and push nut; gray finish.

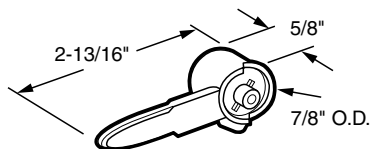


E-2523

Latch Lever

Contents: 1 lever; 1 rivet.

Description: Plastic lever; fits on *International*[®] handle sets C-1022, C-1055, C-1072, C-1073; black finish.

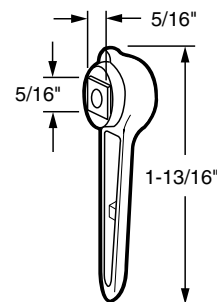


E-2039

Latch Lever

Contents: 1 lever; 1 machine screw.

Description: Diecast lever; repair part for *Fullview*[®] handle set C-1023; zinc plated.

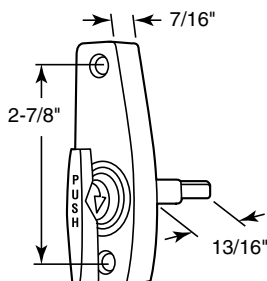


E-2062

Thumbturn & Escutcheon Plate

Contents: 1 thumbturn & plate; installation fasteners.

Description: Patio door latch lever used on *Andersen*[®] doors; diecast housing; painted finish; lever pushes in to rotate.

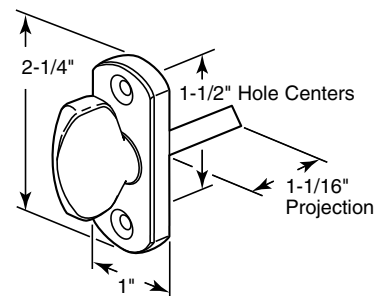


E-2176

Thumbturn & Escutcheon Plate

Contents: 1 thumbturn & plate; installation fasteners.

Description: White diecast thumbturn and plate, tail piece is 1-1/16" long and turned 45° from thumbturn.



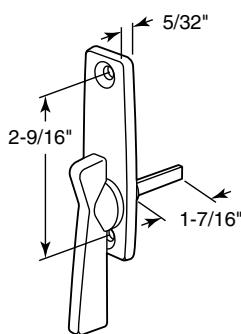
E-2147

Call For Availability

Thumbturn & Escutcheon Plate

Contents: 1 thumbturn & plate; installation fasteners.

Description: Patio door latch lever used on *Andersen*[®] doors; diecast housing; painted finish.

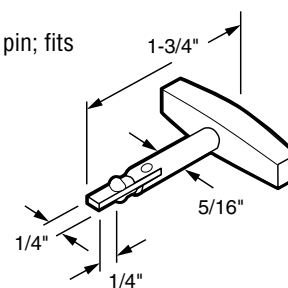


E-2177

Latch Lever

Contents: 1 lever.

Description: Diecast with steel pin; fits on *Arcadia*[®].



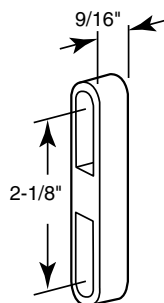
E-2036

Call For Availability

Keeper

Contents: 1 keeper; installation screws.

Description: Zinc plated diecast adjustable keeper for mortise lock E-2079.

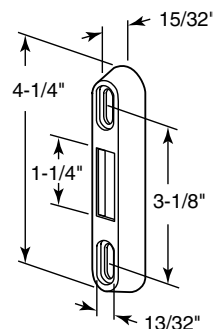


E-2134

Keeper

Contents: 1 keeper; installation screws.

Description: Diecast keeper; works with most mortise locks; surface mount; zinc plated finish.

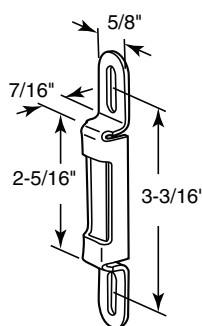


E-2125

Keeper

Contents: 1 keeper; installation screws.

Description: Steel keeper; yellow zinc plated; fits most mortise style locks; for vinyl doors; surface mounted.

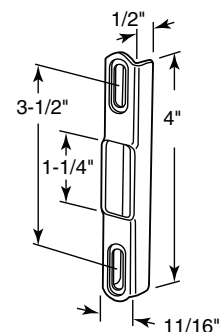


E-2471

Keeper

Contents: 1 keeper; installation screws.

Description: Steel keeper; yellow zinc plated; fits most mortise style locks; for vinyl doors; surface mounted.

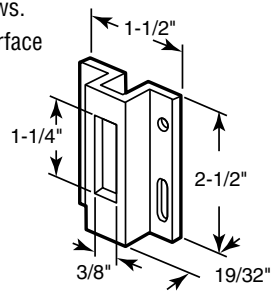


E-2138

Keeper

Contents: 1 keeper; installation screws.

Description: Extruded aluminum; surface mount; for hook style latch; fits on *Viking*[®]; white painted finish.

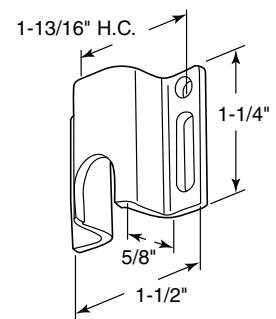


E-2124

Keeper

Contents: 1 keeper; installation screws.

Description: Stainless steel keeper; fits on most mortise style doors; surface mounted.



E-2472

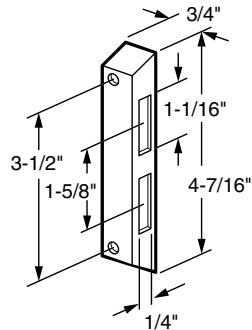
Keeper

Contents: 1 keeper; installation screws.

Description: Side mount; plastic keeper with metal insert; special fastener package to attach keeper to jamb; for C-1000 hook style handles.

Call For Availability

E-2061 (Black)
E-2150 (White)

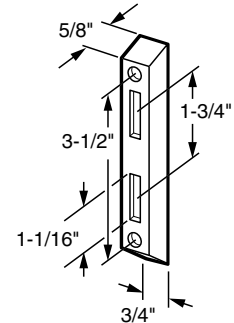


Keeper

Contents: 1 keeper; installation screws.

Description: Face mount; plastic keeper with metal insert; plastic cover; for C-1000 hook style handles.

E-2078 (Black)
E-2160 (White)



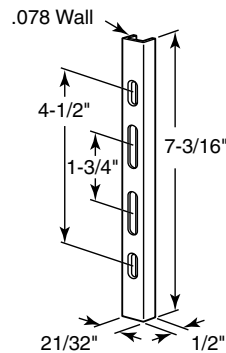
Keeper

Contents: 1 keeper; installation screws.

Description: Extruded aluminum keeper; used with hook style latches.

Call For Availability

E-2190

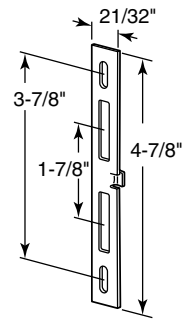


Keeper

Contents: 1 keeper; installation screws.

Description: Stamped steel keeper; used with surface hook style handles; re-inforces jamb on flush mount installations.

E-2166



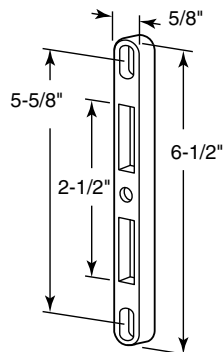
Keeper

Contents: 1 keeper; installation screws.

Description: Heavy duty zinc diecast keeper; white finish; used on 2-point mortise locks; fits *Roto*[®] hardware.



E-2563



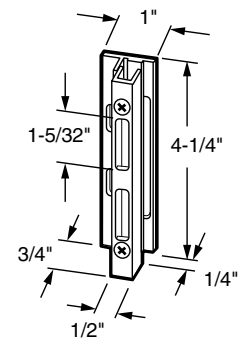
Keeper

Contents: 1 keeper; installation screws.

Description: Extruded aluminum strike has projection adjustment; fits on *Pacific*[®] and other manufacturers.

Call For Availability

E-2050 (Aluminum)
E-2051 (Black)

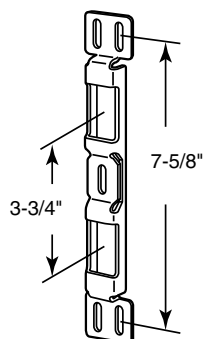


Keeper

Contents: 1 keeper; installation screws.

Description: Heavy gauge stamped steel keeper; white finish; for 2-point mortise locks; used on vinyl patio doors.

E-2572

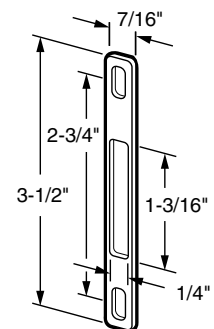


Keeper

Contents: 1 keeper; installation screws.

Description: Surface mount; for hook style latch; zinc plated steel; can be used as a reinforcing plate for slotted end stiles.

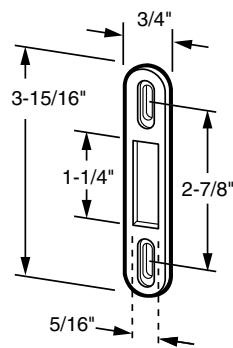
E-2016



Keeper

Contents: 1 keeper; installation screws.

Description: Surface mount; for hook style latch; zinc plated steel; can be used as a reinforcing plate for slotted end stiles.

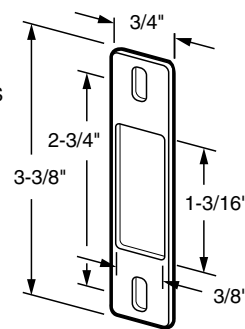


E-2097

Keeper

Contents: 1 keeper; installation screws.

Description: Surface mount; for hook style latch; stainless steel; can be used as a reinforcing plate for slotted end stiles.

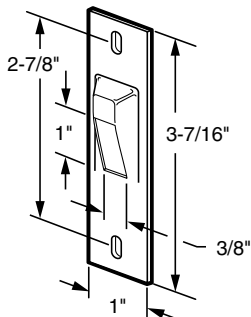


E-2017

Keeper

Contents: 1 keeper; installation screws.

Description: Surface mount; for hook style latch; 1/4" projection; plated steel.

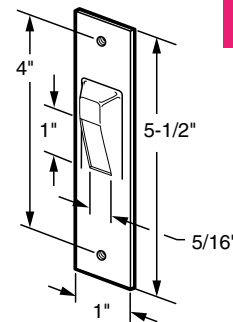


E-2020

Keeper

Contents: 1 keeper; installation screws.

Description: Surface mount; for hook style latch; 1/4" projection; plated steel.

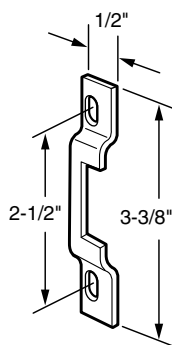


E-2019

Keeper

Contents: 1 keeper; installation screws.

Description: Stamped aluminum strike; fits on Premier® series 210 doors.



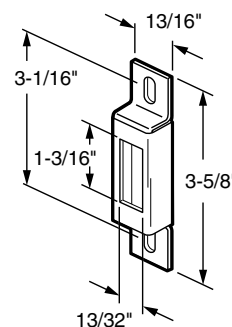
E-2136

Keeper

Contents: 1 keeper; installation screws.

Description: Surface mount; for hook style latch; zinc plated steel.

Call For Availability

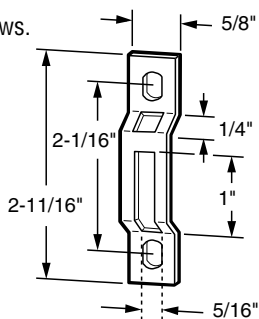


E-2018

Keeper

Contents: 2 keepers; installation screws.

Description: Stamped steel keeper; narrow style design; used with hook style handles.

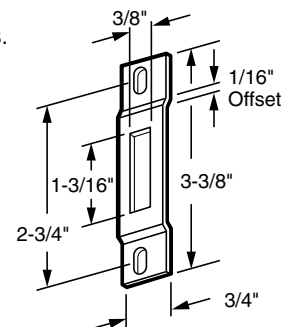


E-2085

Keeper

Contents: 1 keeper; installation screws.

Description: Surface mount; for hook style latch; stainless steel.

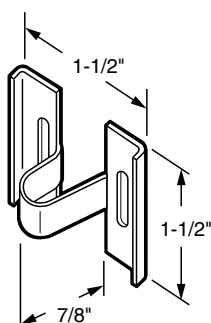


E-2015

Keeper

Contents: 1 keeper; installation screws.

Description: Stamped steel keeper; designed to work with mortise lock E-2027; fits on Daryl® doors.

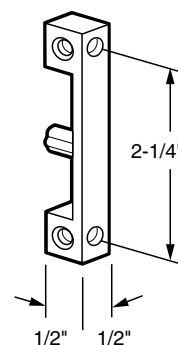


E-2028

Keeper

Contents: 1 keeper; installation screws.

Description: Diecast keeper; can be used for face or side mount; works with C-1016 style handles.

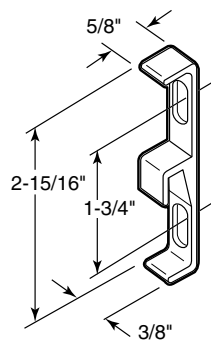


E-2052 (Aluminum)
E-2053 (Black)

Keeper

Contents: 1 keeper; installation screws.

Description: Extruded aluminum keeper; face mount; vertical slots allow for adjustment; used with surface mounted hook style handles.



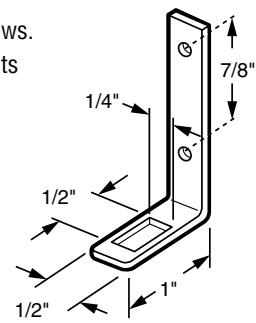
E-2149

Call For Availability

Keeper

Contents: 2 keepers; installation screws.

Description: Stamped steel keeper; fits on *Daryl*® and *Crossly*® patio doors.

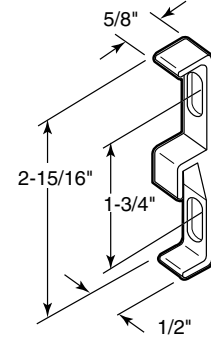


E-2086

Keeper

Contents: 1 keeper; installation screws.

Description: Zinc diecast keeper; face mount; vertical slots allow for adjustment; used with surface mounted hook style handles.

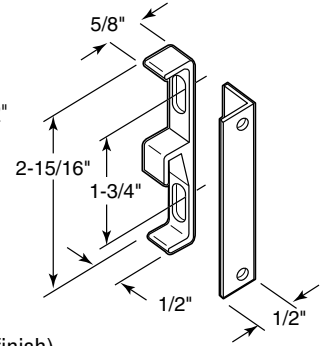


E-2094 (Zinc)
E-2123 (White)

Keeper

Contents: 1 keeper; 1 angle bracket; installation screws.

Description: Face mount keeper with 1/2" x 1/2" angle bracket; used as trim plate; used with surface mounted hook style handles.

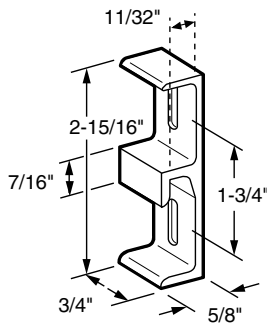


E-2046 (Zinc diecast)
E-2047 (Zinc diecast - Black finish)
E-2142 (Extruded aluminum)
E-2143 (Extruded aluminum - Bronze finish)

Keeper

Contents: 1 keeper; installation screws.

Description: Extruded aluminum keeper; face mount design; vertical slots allow for adjustment; used with surface mounted hook style handles.



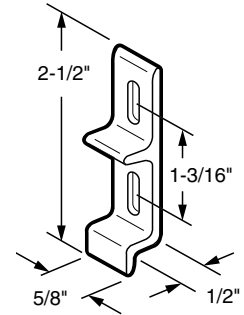
E-2120

Call For Availability

Keeper

Contents: 1 keeper; installation screws.

Description: Extruded aluminum keeper; face mount; designed for use on 4-1/2" jambs; used with surface mounted hook style handles.

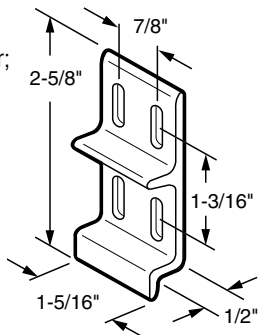


E-2042 (Aluminum)
E-2043 (Black)

Keeper

Contents: 1 keeper; installation screws.

Description: Extruded aluminum keeper; designed for use on 5-1/2" wide jambs; fits on *Sears*® sliding doors; used with surface mounted hook style handles.

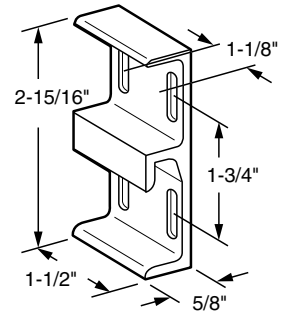


E-2044 (Aluminum)
E-2045 (Black)

Keeper

Contents: 1 keeper; installation screws.

Description: Extruded aluminum face mount keeper; screw slots allow for vertical adjustment; used with surface mounted hook style handles.

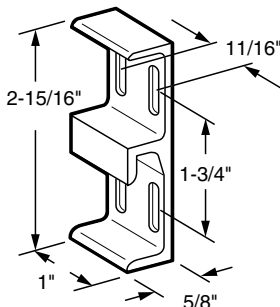


E-2566 (Bronze)
E-2567 (White)

Keeper

Contents: 1 keeper; installation screws.

Description: Extruded aluminum face mount keeper; screw slots allow for vertical adjustment; used with surface mounted hook style handles.

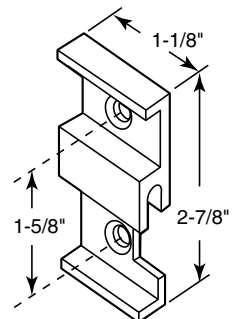


E-2048 (Aluminum)
E-2049 (Black)
E-2169 (White)

Keeper

Contents: 1 keeper; installation screws.

Description: Extruded aluminum keeper; designed for use on *Unit Span*® doors; used with surface mounted hook style handles.



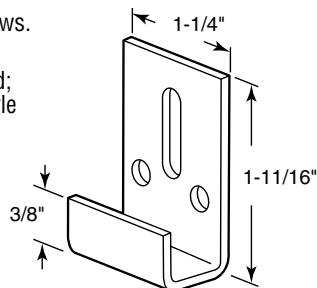
E-2131

Call For Availability

Keeper

Contents: 1 keeper; installation screws.

Description: Yellow zinc plated, fits mortise style locks, surface mounted; used with surface mounted hook style handles.

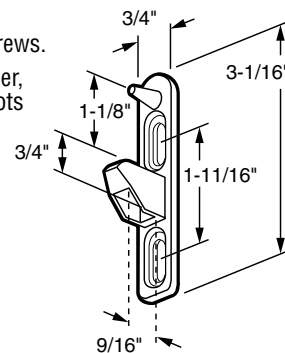


E-2545

Keeper

Contents: 1 keeper; installation screws.

Description: Chrome; diecast keeper, face mount; anti-lift pin; vertical slots allow for adjustment.

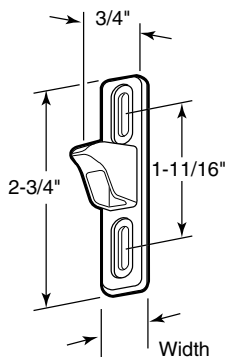


E-2098

Keeper

Contents: 1 keeper; installation screws.

Description: Diecast keeper; screw slots allow for vertical adjustment; universal application; for C-1032 flush style locks.



E-2082 (1/2" Chrome)

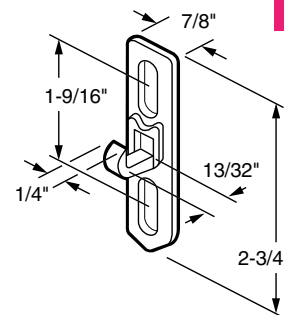
E-2040 (3/4" Chrome)

E-2099 (3/4" Black)

Keeper

Contents: 1 keeper; installation screws.

Description: Chrome; diecast, face mount keeper; vertical slots allow for adjustment; fits on *Daryl*[®] Industries.

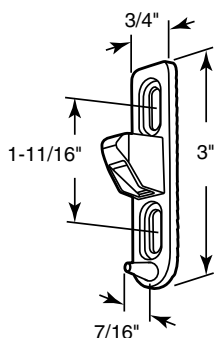


E-2089

Keeper

Contents: 1 keeper; installation screws.

Description: Chrome; diecast keeper, face mount; anti-lift pin; vertical slots allow for adjustment.

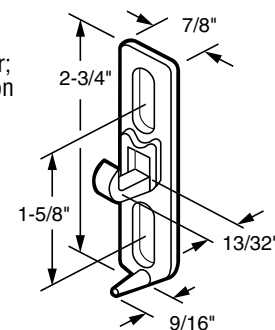


E-2172

Keeper

Contents: 1 keeper; installation screws.

Description: Diecast, face mount keeper; vertical slots allow for adjustment; fits on *Crossly*[®].

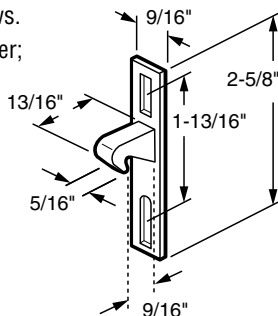


E-2083

Keeper

Contents: 1 keeper; installation screws.

Description: Zinc plated diecast keeper; face mount; vertical slots allow for adjustment; works with C-1018 style handles.

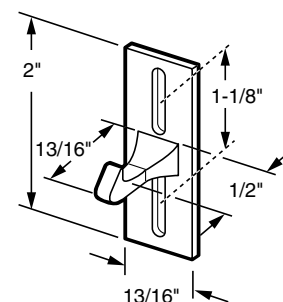


E-2093

Keeper

Contents: 1 keeper; installation screws.

Description: Chrome; diecast, face mount keeper; vertical slots allow for adjustment; fits on *Miller Industries*[®].

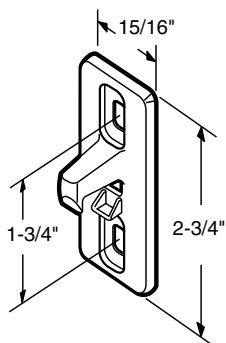


E-2084

Keeper

Contents: 1 keeper; installation screws.

Description: Zinc plated diecast keeper with vertical slots for adjustment, fits *Daryl*[®] and other doors; works with C-1098 style handles.

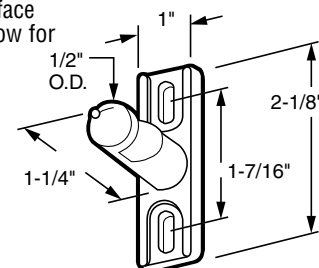


E-2137

Keeper

Contents: 1 keeper; installation screws.

Description: Chrome; diecast, face mount keeper; vertical slots allow for adjustment; fits on *Capitol & Parlyn*[®].

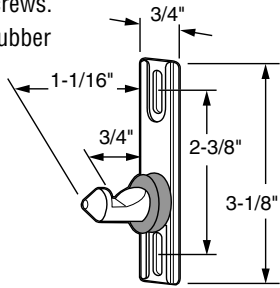


E-2096

Keeper

Contents: 1 keeper; installation screws.

Description: Diecast keeper and rubber bumper; fits on sliding patio door handle C-1025.



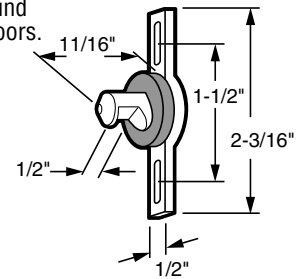
E-2041

Keeper

Contents: 1 keeper; installation screws.

Description: Diecast keeper with round rubber bumper; fits on *Trimview*® doors.

Call For Availability

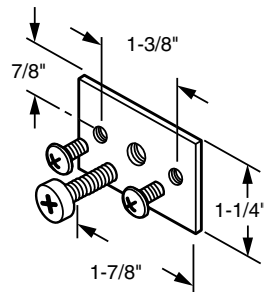


E-2063

Keeper

Contents: 1 keeper; installation screws.

Description: Adjustable keeper assembly; fits on *Guaranteed Products*®; works with C-1028 style handles.

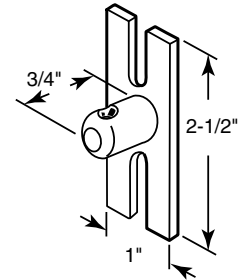


E-2109

Keeper

Contents: 1 keeper; installation screws.

Description: Steel keeper; vertical slots allow for adjustment; works with C-1089 style handles.



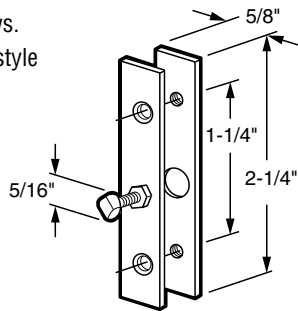
E-2165

Keeper

Contents: 1 keeper; installation screws.

Description: Surface mount; for jaw style latch; plated steel; fits on *W&F*®.

Call For Availability



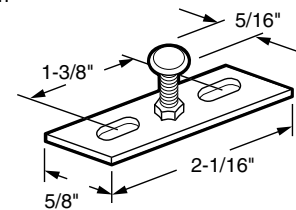
E-2023

Keeper

Contents: 1 keeper; installation screws.

Description: Surface mount; for jaw style latch; adjustable; plated steel; fits on *W&F*®.

Call For Availability



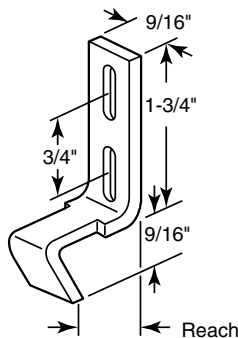
E-2024

Keeper

Contents: 1 keeper; installation screws.

Description: Stamped steel keeper; screw slots allow for vertical adjustment; works with C-1095 style handles.

Call For Availability



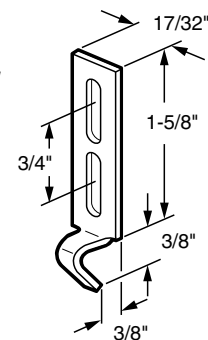
E-2122 (9/16")

E-2197 (7/8")

Keeper

Contents: 2 keepers; installation screws.

Description: Stamped steel keeper; screw slots allow for vertical adjustment; works with C-1018 style handles.

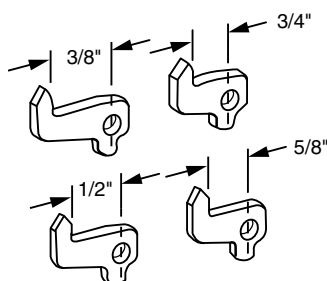


E-2054

Hook Set

Contents: 4 hooks.

Description: Stamped steel hooks for flush style lock assemblies; 4 projections; universal design.

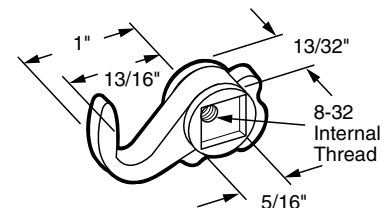


E-2108

Latch Hook

Contents: 2 hooks; 2 springs; installation screws.

Description: Diecast hook; repair part for old style *Fullview*® surface mounted handle sets, C-1023 & C-1024.

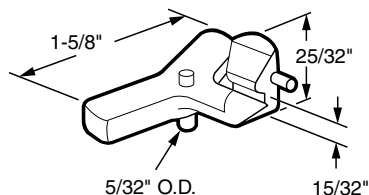


E-2031

Latch Lever

Contents: 1 lever.

Description: Diecast latch; fits on *Trimview*® handle set C-1025.

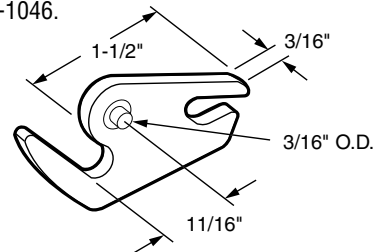


E-2067

Latch Hook

Contents: 1 hook.

Description: Diecast hook; repair part for *Horizon*® door handle set C-1046.

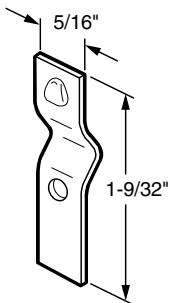


E-2064

Latch Spring

Contents: 2 springs.

Description: Steel latch spring; fits on *Trimview*®; repair part for C-1025 handle set.

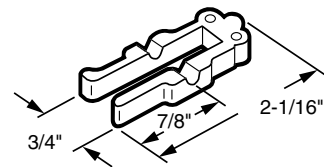


E-2076

Latch Yoke

Contents: 1 yoke.

Description: Diecast yoke; fits on *Trimview*® handle set C-1025.

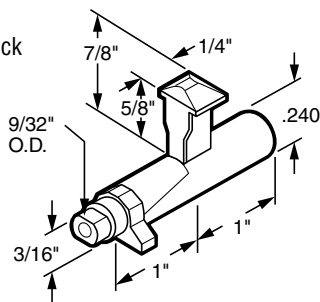


E-2068

Latch Hook

Contents: 1 hook.

Description: Diecast hook for 1-1/4" thick doors; as used on C-1018 & C-1095 handle sets.

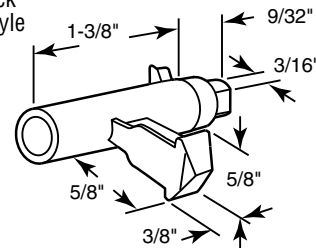


E-2106

Latch Hook

Contents: 1 hook.

Description: Diecast hook for 1" thick doors; used on C-1018 & C-1095 style handles.

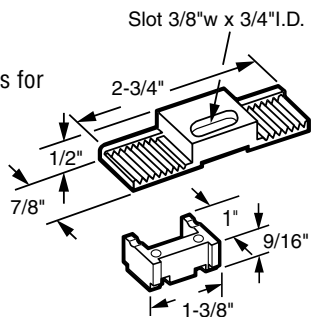


E-2168

Latch Repair Kit

Contents: 1 center gear slide; 2 end caps.

Description: Plastic component parts for *Ador/HiLite*® locking mechanism on handle sets C-1014 & C-1015.

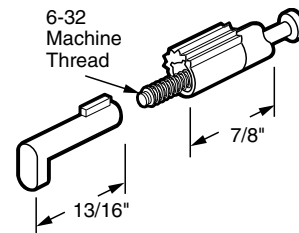


E-2092

Latch Pin

Contents: 2 spring loaded latching assemblies.

Description: Plastic sleeves with steel inserts; locking pins fits on *Ador/HiLite*® on C-1014 & C-1015 handle sets.

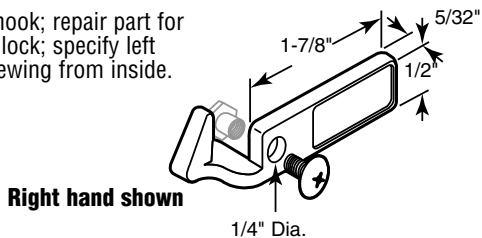


E-2032

Latch Hook

Contents: 1 hook; 1 special binder post; 1 Phillips head machine screw.

Description: Diecast hook; repair part for *Trimview*® patio door lock; specify left hand or right hand, viewing from inside.

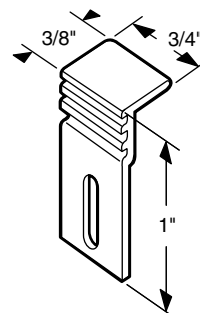


E-2075 (Left)
E-2081 (Right)

Panel Clip

Contents: 4 clips and installation screws.

Description: Used to secure stationary panel on jamb; extruded aluminum.

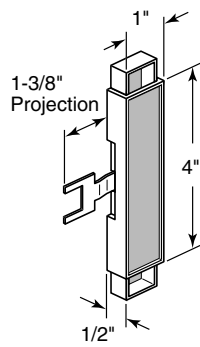


E-2132 (Aluminum)
E-2133 (Bronze)

Slide Latch Assembly

Contents: 1 latch; installation fasteners.

Description: Plastic housing with stamped steel activator fork; replacement latch for C-1028 handle set, fits on *Guaranteed Products*®.

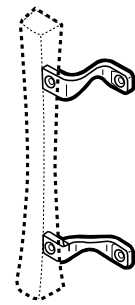


E-2127

Handle Brackets

Contents: 1 left hand and 1 right hand bracket; 1 fastener set.

Description: Diecast chrome plated bracket set for attaching wood handles; used on flush style lock systems.

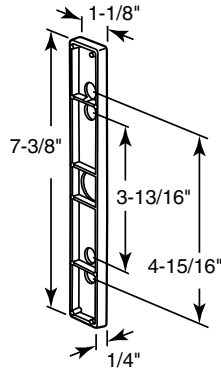


E-2102

Shim Plate

Contents: 1 plate.

Description: Plastic shim used on C-1000 style lock to raise out the hook profile.

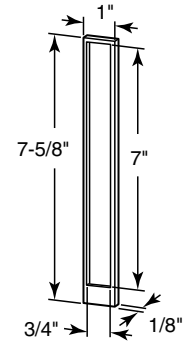


E-2181 (Black)
E-2182 (White)

Shim Plate

Contents: 2 plates.

Description: Black plastic shim plate used on flush style locks to adapt to 7/8" thick doors; mounts under the inside pull.

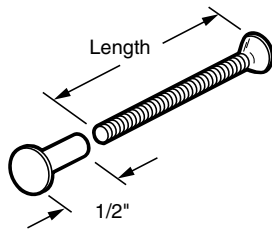


E-2116

Binder Posts & Fasteners

Contents: (4) 1/2" binder posts; 4 Phillips flat head machine screws.

Description: Used for attaching handle sets to sliding patio doors and sliding screen doors; check part numbers for screw length

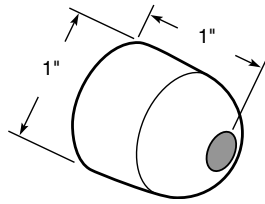


- E-2056** (1" Aluminum)
- E-2059** (1" Black)
- E-2057** (1-1/4" Aluminum)
- E-2060** (1-1/4" Black)
- E-2155** (1-1/2" Aluminum)
- E-2156** (1-1/2" Black)
- E-2055** (2" Aluminum)
- E-2058** (2" Black)
- E-2152** (2-1/4" Aluminum)
- E-2153** (2-1/4" Black)

Bumper

Contents: 2 bumpers, installation fasteners.

Description: Injected rubber bumper with steel insert washer; used on sliding patio doors to prevent the door from slamming.

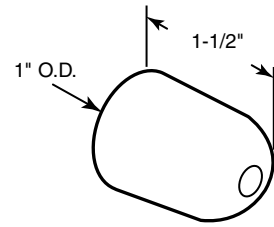


- D-1859** (Black)
- D-1935** (White)
- D-1939** (Gray)

Bumper

Contents: 2 bumpers, installation fasteners.

Description: Injected rubber bumper; attaches to jamb to prevent the door from slamming.

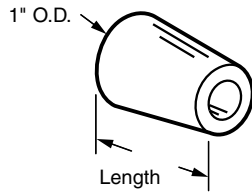


- D-2030** (Black)
- D-2022** (White)
- D-2003** (Gray)

Bumper

Contents: 2 bumpers, installation fasteners.

Description: Injected rubber bumper with steel insert washer; used on sliding patio doors to prevent the door from slamming.

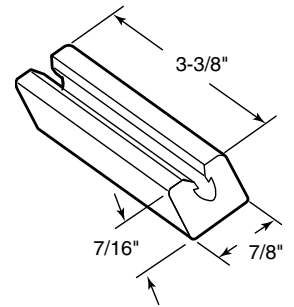


- D-1701** (1-1/2" - Black)
- D-2002** (1-1/2" - Gray)
- D-1900** (1-1/2" - White)
- D-1568** (1-13/16" - Black)
- D-1801** (1-13/16" - White)
- D-2010** (2" - Brown)
- D-1569** (2-5/8" - Black)
- D-1802** (2-5/8" - White)

Bumper

Contents: 1 bumper.

Description: Extruded black rubber bumper; mounts on sliding door track to help stop panel from being opened too far.

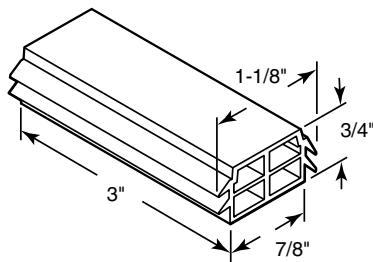


D-1814

Bumper

Contents: 2 bumpers.

Description: Extruded black rubber bumper; mounts into top frame rails to stop door; used by many manufacturers.

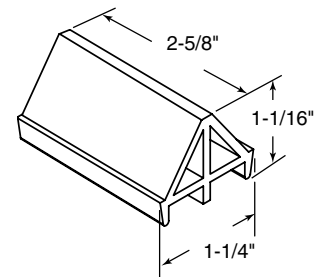


D-1792

Bumper

Contents: 2 bumpers.

Description: Extruded black rubber bumper; mounts into top frame rails to stop door; used by many manufacturers.

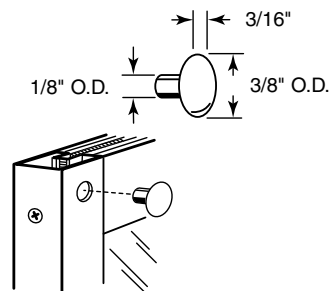


D-1700

Guide

Contents: 12 guides.

Description: Nylon guides are used to prevent door rattle along the top rail.

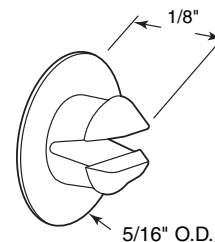


D-1695

Guide

Contents: 4 guides.

Description: Nylon guide; used in top rail of door to create a quieter and smooth sliding patio door.



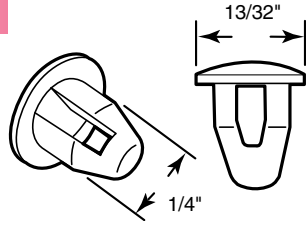
D-1710

Guide

Contents: 4 guides.

Description: Nylon guides; snaps into top rail to facilitate smooth operation.

Call For Availability

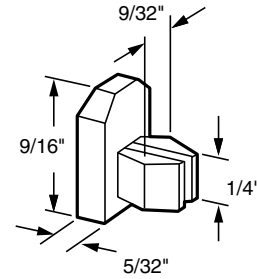


D-1851

Guide

Contents: 4 guides.

Description: Nylon guide; snaps into top rail to facilitate smooth operation; fits a 1/4" diameter hole.

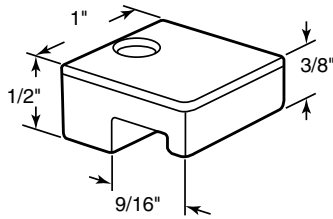


D-1717

Guide

Contents: 2 guides.

Description: Nylon top guide for *Pella*® patio doors; white finish.

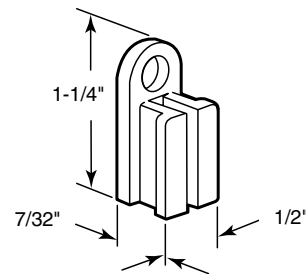


D-1999

Guide

Contents: 4 guides.

Description: Nylon guides for top of doors; fits on *Fullview*® patio doors.

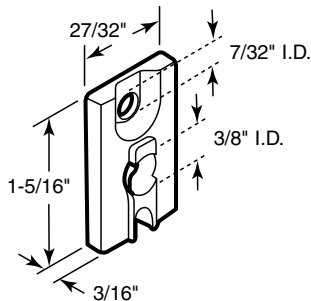


D-1570

Guide

Contents: 4 guides.

Description: Nylon guide; fits on *Daryl Industries*®.

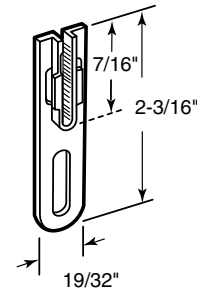


D-1629

Guide

Contents: 2 guides.

Description: Nylon guide; used by several patio door manufacturers.

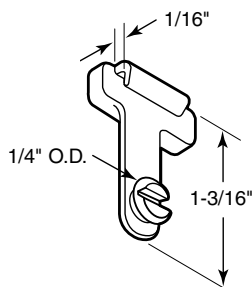


D-1635

Guide

Contents: 4 guides.

Description: Snap-in nylon guides for top of *International*® series 900 patio doors.

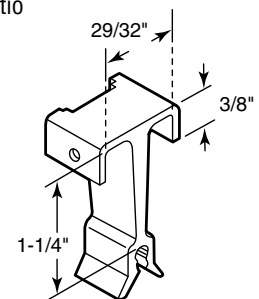


D-1577

Guide

Contents: 2 guides.

Description: Nylon guide mounts on top of door and prevents rattle during operation; fits on *International*® patio doors.

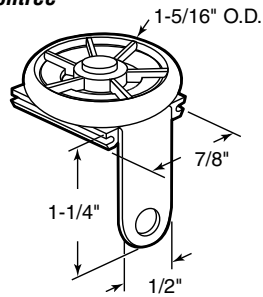


D-1684

Guide

Contents: 1 guide.

Description: Injected plastic roller guide keeps door centered in top grooves for smooth operation, fits on **Peachtree® Citation 3** doors.

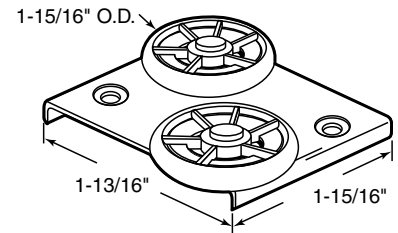


D-1803

Guide

Contents: 1 guide.

Description: Injected plastic roller guide for smooth operation, fits on **Peachtree® Carvel** doors.



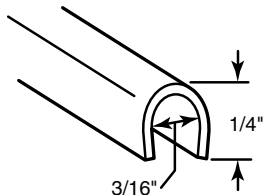
D-1804

Repair Track (Stainless Steel)

Contents: 1 track cap.

Description: Track cap is used as a repair part for damaged or badly worn tracks; easy to install.

Note: 10 piece minimum order.



D-1583 (72")

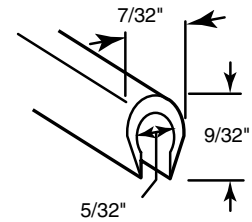
D-1579 (96")

D-1580 (120")

Repair Track

Contents: 1 track cap.

Description: Black vinyl track cap; used to repair worn or damaged tracks; helps quiet doors as they slide; used on windows as well.



D-1571 (6 ft. coil)

D-1866 (24 ft. coil)

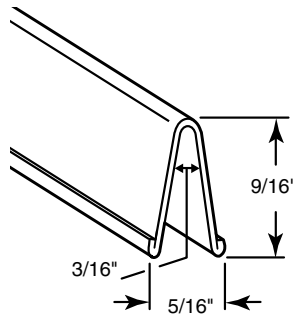
D-1933 (50 ft. coil)

Repair Track (Stainless Steel)

Contents: 1 track.

Description: Heavy duty track can be used by itself or as a repair track; can be used on wood or metal tracks.

Note: 5 piece minimum order.



D-1581 (96")

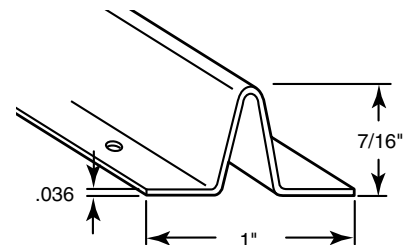
D-1582 (120")

Repair Track (Stainless Steel)

Contents: 1 track.

Description: Heavy duty track can be used by itself or as a repair track; can be used on wood or metal tracks.

Note: 5 piece minimum order.



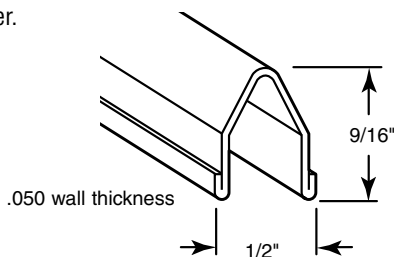
D-2040 (96")

Repair Track (Stainless Steel)

Contents: 1 track.

Description: Heavy duty track can be used by itself or as a repair track; can be used on wood or metal tracks.

Note: 5 piece minimum order.



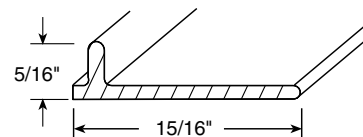
D-2041 (96")

Screen Door Repair Track

Contents: 1 track.

Description:

Note: 5 piece minimum order.



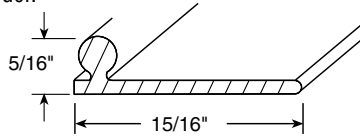
| Length | Anodized Aluminum | Anodized Bronze |
|--------|-------------------|-----------------|
| 6' | D-1655 | D-1670 |
| 8' | D-1660 | D-1675 |
| 10' | D-1665 | D-1680 |
| 12' | D-1744 | D-1746 |

Patio Door Repair Track

Contents: 1 track.

Description:

Note: 10 piece minimum order.



| Length | Anodized Aluminum | Anodized Bronze |
|--------|-------------------|-----------------|
| 6' | D-1654 | D-1669 |
| 8' | D-1659 | D-1674 |
| 10' | D-1664 | D-1679 |
| 12' | D-1743 | D-1745 |