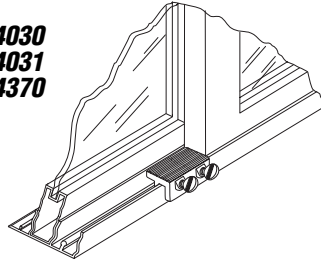


S-4030
S-4031
S-4370

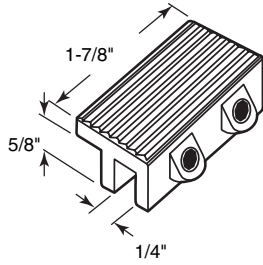


S-4030 (Aluminum finish)
S-4031 (Black finish)
S-4370 (White finish)

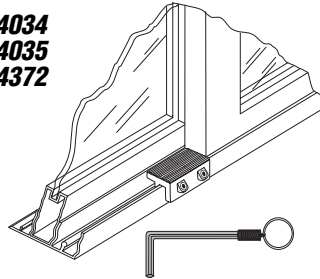
Double Thumbscrew Lock

Contents: 1 lock.

Description: Heavy duty zinc diecast housing with two steel thumbscrews; additional gripping power securely locks door in closed or ventilating position; easy to install.



S-4034
S-4035
S-4372

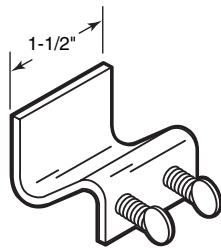


S-4034 (Aluminum finish)
S-4035 (Black finish)
S-4372 (White finish)

Tamperproof Lock

Contents: 1 lock & 1 Allen wrench.

Description: Heavy duty zinc diecast housing with two tamperproof Allen head security screws; additional gripping power securely locks door in closed or ventilating position; prevents accidental opening by children; easy to install.



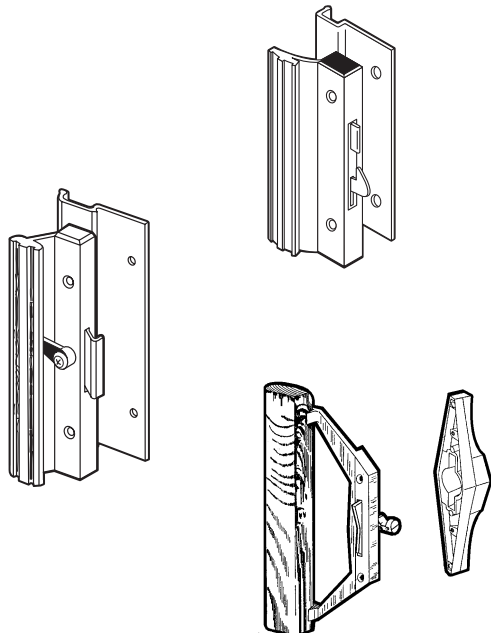
S-4332

S-4332 (Zinc plated)

Security Lock

Contents: 1 lock.

Description: Zinc plated stamped steel lock with 2 steel thumbscrews; secures door in locked position.



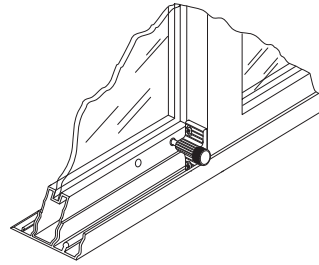
**See Our
Patio Door Handle
section for the most
complete selection of
product to be found anywhere**

- S-4002** (Aluminum finish - carded)
- S-4003** (Black finish - carded)
- S-4354** (White finish - carded)
- CCEP-4002** (Aluminum finish - bulk)
- CCEP-4003** (Black finish - bulk)
- CCEP-4354** (White finish - bulk)

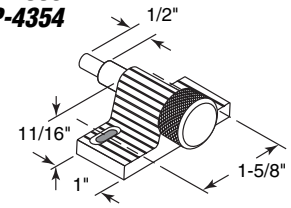
Twist-In Lock

Contents: *Carded:* 1 lock and installation screws.
Bulk: 50 locks in a display box.

Description: Zinc plated or painted Zamac cast housing with twist-in action, aluminum bolt; securely locks door in closed or ventilating position; prevents prying or lifting of door.



- S-4002**
- S-4003**
- S-4354**
- CCEP-4002**
- CCEP-4003**
- CCEP-4354**

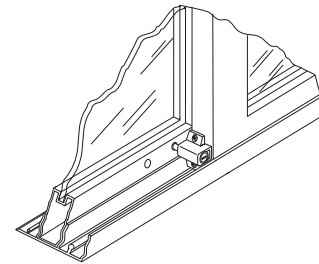


- S-4004** (Aluminum finish)
- S-4005** (Black finish)
- S-4360** (White finish)

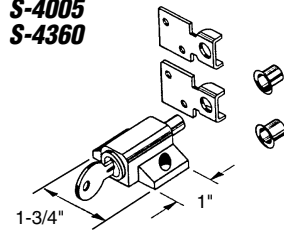
Push-In Keyed Lock

Contents: 1 lock with 2 strikes; 2 ferrules; 2 keys & installation screws.

Description: Painted or plated diecast housing with hardened steel bolt for push button locking; unlocks only with key; prevents prying or lifting of door; heavy duty construction.



- S-4004**
- S-4005**
- S-4360**

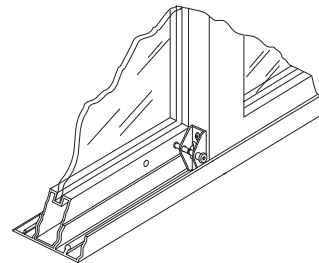


- S-4009** (Aluminum finish)
- S-4029** (Black finish)
- S-4356** (White finish)

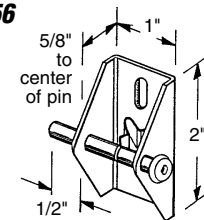
Push/Pull Lock

Contents: 1 lock & 2 installation screws.

Description: Painted or plated heavy gauge steel housing with hardened steel pin; securely locks door in closed or ventilating position; two position push/pull action prevents accidental lockout; also prevents prying or lifting of door.



- S-4009**
- S-4029**
- S-4356**

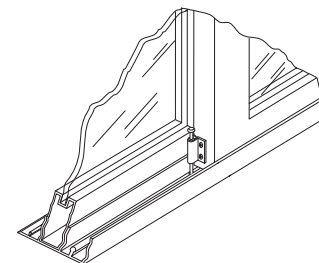


- S-4077** (Aluminum finish)
- S-4357** (White finish)

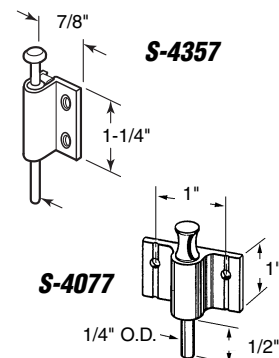
Push/Pull Lock

Contents: 1 lock & 2 installation screws.

Description: Painted diecast housing with steel bolt; securely locks door in closed or ventilating position.



- S-4357**

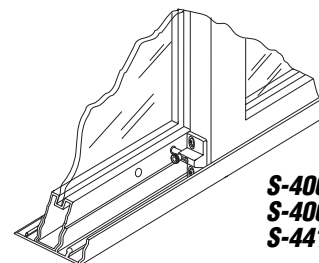


- S-4006** (Aluminum finish)
- S-4007** (Bronze finish)
- S-4414** (White finish)

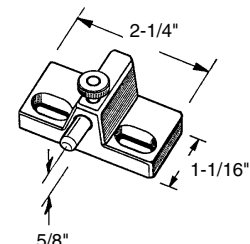
Slide Bolt Lock

Contents: 1 lock & 2 installation screws.

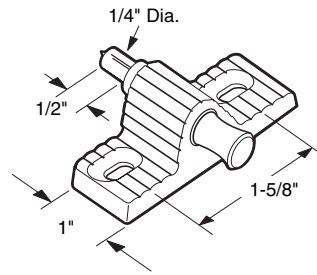
Description: Painted or plated diecast housing with case hardened steel bolt; securely locks door in closed or ventilating position; prevents prying or lifting of door.



- S-4006**
- S-4007**
- S-4414**



S-4388
S-4389

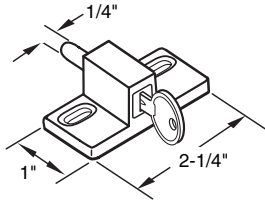


S-4388 (Aluminum finish)
S-4389 (Black finish)

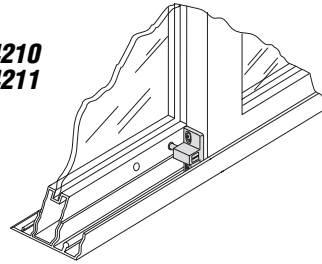
Push-Pull Lock

Contents: 1 lock; 2 installation screws.

Description: Painted or plated zinc diecast housing with steel bolt; locks door in closed or ventilating position; helps prevent prying or lifting of door.



S-4210
S-4211

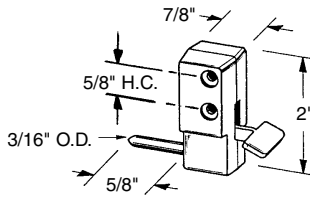


S-4210 (Aluminum finish)
S-4211 (Black finish)

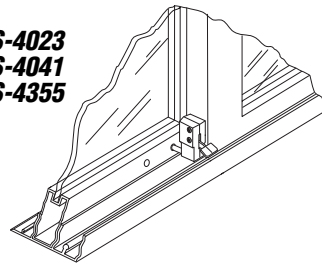
Push-In Keyed Lock

Contents: 1 lock & 2 installation screws.

Description: Painted or plated diecast housing with steel bolt for push button locking; unlocks only with key; prevents prying or lifting of door.



S-4023
S-4041
S-4355

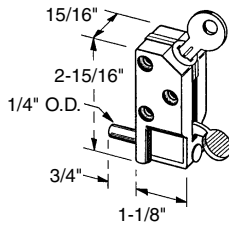


S-4023 (Aluminum finish)
S-4041 (Black finish)
S-4355 (White finish)

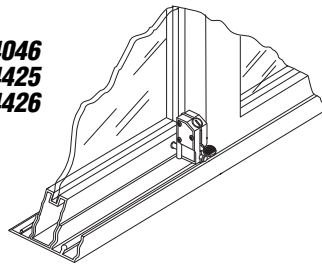
Step-On Lock

Contents: 1 lock & 2 installation screws.

Description: Painted diecast housing with hardened steel bolt; securely locks door in closed or ventilating position; convenient foot operation; easy to install.



S-4046
S-4425
S-4426

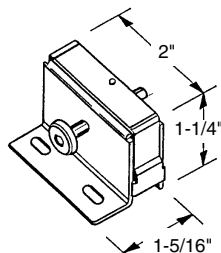


S-4046 (Aluminum finish)
S-4425 (Black finish)
S-4426 (White finish)

Step-On Keyed Lock

Contents: 1 lock with 2 keys & 1 set of installation screws.

Description: Painted diecast housing with hardened steel bolt; securely locks door in closed or ventilating position; convenient foot operation of bolt; locks and unlocks with key.



S-4008
S-4025

S-4008 (Aluminum finish)
S-4025 (Black finish)

Push-Bolt Lock

Contents: 1 lock; 2 installation screws.

Description: Painted or plated push bolt; push-in bolt to lock; step on top to unlock; heavy gauge stamped steel; fits most patio door configurations.

Patio Door


U-9997 (Aluminum finish - new Defender card)

U-9919 (White finish - new Defender card)

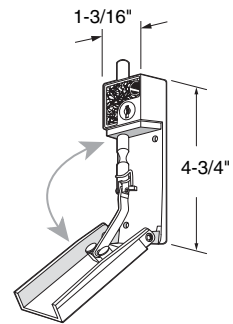
Keyed Bolt Lock

Contents: 1 locking assembly & installation screws.

Description: Painted diecast assembly; throw bolt may be manually locked or key locked; prevents forced entry; may be locked in ventilating position.



U-9997
U-9919



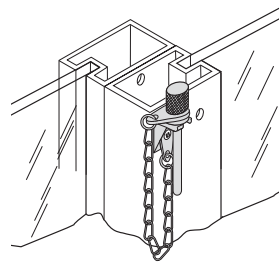
S-4066 (Chrome finish)

S-4408 (Antique nickel finish)

Window Pin Lock

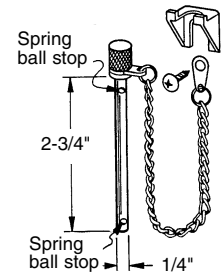
Contents: 1 pin with chain; 1 holder; installation screws.

Description: Plated, case hardened steel pin stores in holder when unlocked; securely locks window in closed or ventilating position; prevents prying or lifting of door; **spring loaded steel ball** prevents pin from being jarred loose from the door.



Unlocked

S-4066
S-4408



S-4011 (Zinc plated - carded)

S-4148 (Black finish - carded)

CCEP-4011 (Zinc plated - bulk)

CCEP-4148 (Black finish - bulk)

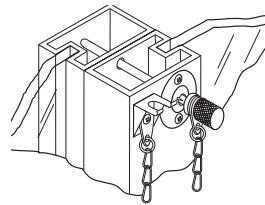
Pin Lock with Retaining Ring

Contents: 1 pin with chain; retaining cap; holder and installation screws.

Carded: 1 per card.

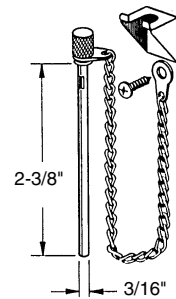
Bulk: 100 per cut case carton (1 per bag).

Description: Plated, case hardened steel pin locks in retaining ring when engaged; stores in holder when unlocked; securely locks door in closed or ventilating position; prevents prying or lifting of door.



Locked

S-4011
S-4148
CCEP-4011
CCEP-4148

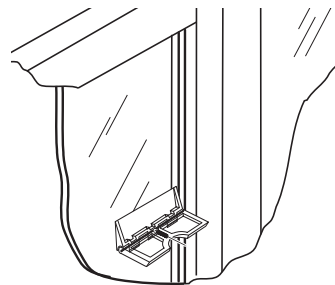


S-4124 (Clear)

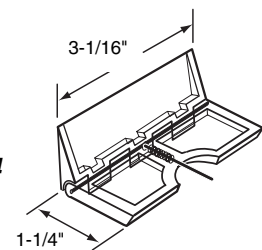
Glass Surface Lock

Contents: 2 locks.

Description: Clear lucite; two piece hinged assembly with spring loaded plunger lock; **clear adhesive backing**; securely locks door in closed or ventilating position; no tools needed to install; inconspicuous when installed.



S-4124



S-4376 (13/16" width)

U-9846 (1-1/8" width - new Defender card)

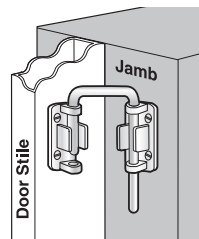
S-4378 (1-7/16" width)

U-9847 (2-1/8" width - new Defender card)

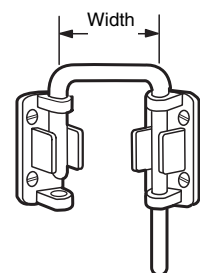
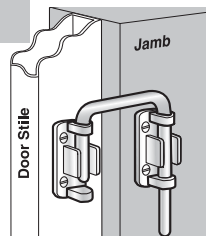
Loop Lock

Contents: Loop lock rod with bracket attached; keeper and installation screws.

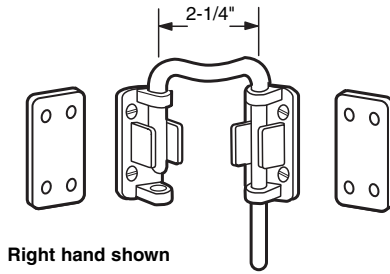
Description: Nickel plated, hardened steel locking rod with diecast bracket and keeper; secures door to jamb; four sizes allow flexibility of installation.



S-4376
U-9846
S-4378
U-9847



S-4417
S-4418

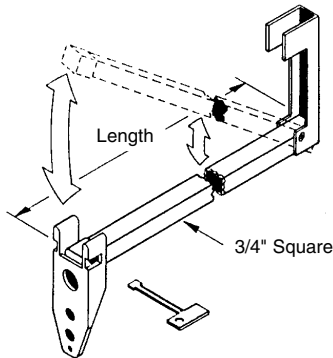


S-4417 (Left hand)
S-4418 (Right hand)

Curved Loop Lock

Contents: 1 loop lock rod with slide bracket attached; 1 keeper; 2—1/8" thick shims; 1 set of installation screws.

Description: Nickel plated, hardened steel lock rod with diecast bracket and keeper; secures door to jamb; unique curved rod design offers flexibility on various installations.



Security Bar Lock (Poly bag and header)

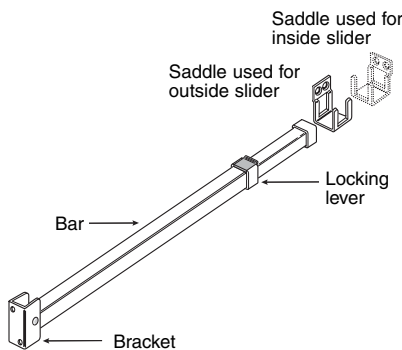
Finish (Part Number)

Bar Length	Clear Anodized Bronze White		
	Clear Anodized	Bronze	White
3 foot	S-4337	S-4338	S-4339
4 foot	S-4013	S-4154	S-4220
5 foot	S-4221	S-4222	S-4223
6 foot	S-4224	S-4225	S-4226

Contents: 1 bar assembly; 1 locking saddle; 1 key; installation screws.

Description: Clear anodized and painted extruded aluminum bar with stamped steel hinged retainer for open position; plastic retainer with key for locked position.

U-9920
U-9921

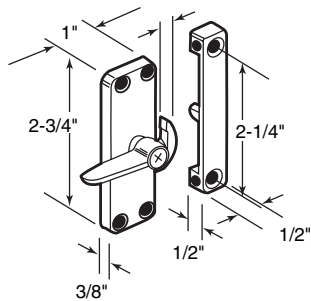


U-9920 (Aluminum finish - new Defender card)
U-9921 (White finish - new Defender card)

Security Bar Lock

Contents: 1 bar assembly; 1 locking saddle & installation screws.

Description: Clear anodized and painted aluminum bar; telescopic adjustability accommodates 28" to 48" wide inside and outside sliding patio doors; no cutting required; easy to install.



S-4062
S-4063

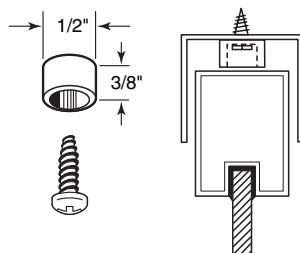
S-4062 (Aluminum finish)
S-4063 (Black finish)

Security Latch

Contents: 1 latch; 1 keeper; 1 set of installation screws.

Description: Heavy zinc diecasting; face or side mount strike; mounts onto patio door rail to act as a secondary security lock.

S-4028



S-4028

"Anti-Lift" Patio Door Bumpers

Contents: 9 vinyl bumpers; 9 installation screws.

Description: Helps prevent lifting of sliding glass door from frame; reduces the gap at the top of the frame so door cannot be removed when closed.