



METRIE®

EL & EL Wood Products



INTERIOR MOULDING & TRIM

Arizona



WE ARE **METRIE EL & EL**

For nearly a century, we've honed our love of beautiful millwork to deliver solutions beyond measure. Our focus on high-quality products and dedication to providing personalized support have helped us grow from a small, family-owned business into the largest supplier and manufacturer of solid wood and composite moulding in North America.

EXCEPTIONAL EXPERIENCES, EVERY DAY

We're more than a millwork company. We're a trusted partner serving those in the pursuit of a remarkable home.

Metrie EL & EL creates high-quality, finely crafted architectural elements that help people transform houses into homes. Because we understand that when you're home, you're whole.

EXTENSIVE REACH WITH A LOCAL FEEL

Metrie EL & EL has the broad reach and supply chain expertise of an industry leader with the personal touch of a family business.

We operate six domestic manufacturing facilities between the U.S. and Canada, and we are the largest manufacturer of MDF moulding in North America.



TAILORED SOLUTIONS

We listen to our customers to interpret trends and solve pain points so we can make it easier for them to succeed.

Our mills allow us the flexibility to provide the right solutions to the markets we serve, understanding regional differences, and adhering to strict specifications standards.

the
finished
space

Get inspired today with
the Finished Space
thefinishedspace.com



TABLE OF CONTENTS


SHIPPING FROM ARIZONA

- Astragals 5
- Baseboards 6
- Baseboard Shoes 14
- Brick Moulds 14
- Casings 15
- Crowns 20
- Door Stops. 23
- Flat Stock 24
- Jambs 25
- Radius Corners 27
- Miscellaneous. 28

SHIPPING FROM CALIFORNIA

Casing 35	Skirt Board 57
Door Header. 39	Outside Corner Guard . . . 57
Base Shoe & Base Shoe Round/Radius Corners. . . 39	Stool 58
Baseboard. 39	Wall Cap 58
Door Stop 46	Hook & Cleat 58
Dentil Moulds 46	Closet Hardware 59
Crowns 47	Shelving 59
Bead Moulds 51	T&G Wainscot/Shiplap . . . 60
Panel Moulds 52	Plinth Blocks/Rosettes. . . 61
Panel Caps 53	Shims/Twine 61
Apron 54	Exterior Moulding. 62
Chair Rail 54	Bodyguard Exterior Siding 63
Handrail 55	Protected Exterior Trim . . 63
T-Mould/Reducer/ Thresholds 55	Trimboards 64
Exterior Sills 55	Interior S4S 64
Astragals 56	Furring Strips. 64
Mull Posts & Cover. 56	Weatherstrip/Kerf Strips . 64
Nose & Cove. 57	Flashing/Sealant 64
Rounds (Qtr/Half/Full) . . . 57	Interior Jambs 65
	Exterior Frames. 66

INDEX. 68



STORAGE, HANDLING, AND PREPARATION OF ALL MOULDINGS AND S4S BOARDS

Prior to installation, it is important to acclimate your moulding and trim products by storing them in the installation space for at least 3 days. Wood and wood based products can expand and contract depending on internal and external environmental moisture levels. For best results, be sure to store products in a dry location and transport only if fully protected from water. Keep products clean from dirt and debris and finish according to paint and stain manufacturers' recommendations.



- 1 ARCHITRAVES:** In classical architecture, it described the main beam resting on the tops of the columns. Today it is often used as a decorative moulding for ornamentation or finishing at the top of windows and doors.
- 2 BASEBOARDS:** Baseboards are placed along the wall at the floor. They should be chosen to work in harmony with your casings to finish and tie the room together. Baseboards are usually thinner than the casing.
- 3 BUILD-UPS:** Combining two or more moulding profiles to create a new or custom look. Also called stacking, build-ups make it easy to create the look of custom made trimwork without the high cost.
- 4 CASINGS:** Casings define the overall character of a room and are often the most visible part of the trim. They are used primarily to cover the gap between drywall and the door or window frame. Casings are generally thicker than the base mouldings.
- 5 CROWNS:** Crowns are placed along the wall at the ceiling. They come in a wide range of patterns and sizes. Crowns soften the transition from wall to ceiling while adding a distinctive look and charm to your room.

- 6 FINISH BOARDS:** Finish Boards come in either S4S (Surfaced 4 Sides) or S3S (Surfaced 3 Sides) and are used for a multitude of purposes including shelving, window liner, bases, casing, etc.
- 7 PANEL MOULDS:** Panel Moulds are used to frame wall paneling and add an accent to your walls. Often used in furniture construction.
- 8 RAKE MOULDS:** Rakes are often used as crowns. In fact they are sometimes called "solid crowns."
- 9 WAINSCOT:** Trimwork installed in the area below a chair rail. Numerous options are available including raised panel, shadow box, and beaded. Combined with a chair rail and baseboard, Wainscoting creates a dramatic look to any room.
- 10 WINDOW STOOL:** Also called window sill, a Window Stool is the surface installed below the sash of a window. Trim installed under window stool creates a distinctive look and adds a decorative touch.

SHIPPING FROM ARIZONA

As we continue to integrate with our Metrie EL & EL neighbors in California, we are pleased to announce that we are now stocking select EL & EL profiles in Phoenix, available for quick ordering and shipping.


All orders and requests for quotes may be submitted to our Phoenix order desk by email at sales89@metrie.com or by eFax to **(602) 258-6549**. This includes orders for Metrie EL & EL products shipping from California (see page 33).




More product information for materials shipping from Arizona can be found at
METRIE.COM

ASTRAGALS


An astragal is commonly used to seal between a pair of doors. The astragal closes the clearance gap. The vertical moulding attaches to a stile on one of a pair of doors, against which the other door strikes or closes.



STOCK CODE	DIMENSIONS
1599421 MRFJ131508	1½" x 2" x 8'
1599420 MRFJ131507	1½" x 2" x 7'
FJR	
1567304 MSP131508	1½" x 2" x 8'
PIN	



STOCK CODE	DIMENSIONS
1599418	1½" x 2¾" x 66"
FJR	



STOCK CODE	DIMENSIONS
1599419 MRFJ130808	1⅝" x 3⅝" x 8'
FJR	
1567302 MSP130808	1⅝" x 3⅝" x 8'
PIN	

BASEBOARDS

BASEBOARDS

Your look starts here — at the foundation of a room. A great baseboard complements a casing and creates a smooth transition from the wall to the floor, guiding you seamlessly from room to room.



STOCK CODE
1684606
387MUL-3

DIMENSIONS
 $\frac{1}{2}'' \times 3\frac{1}{2}'' \times 16'$

MDF/UL



STOCK CODE
1566982
MFP613
1692252
387MUL-4

DIMENSIONS
 $\frac{1}{2}'' \times 4'' \times 16'$
 $\frac{1}{2}'' \times 4\frac{1}{2}'' \times 16'$

MDF/UL

1679452
FLEX61312

$\frac{1}{2}'' \times 4'' \times 12'$

FLEX



STOCK CODE
1566978
MFP603
1382820
387MUL-5

DIMENSIONS
 $\frac{7}{8}'' \times 5'' \times 16'$
 $\frac{1}{2}'' \times 5\frac{1}{2}'' \times 16'$

MDF/UL

1637362
FLEX60312

$\frac{7}{8}'' \times 5'' \times 12'$

FLEX



STOCK CODE
1521935
387MUL-7

DIMENSIONS
 $\frac{1}{2}'' \times 7\frac{1}{4}'' \times 16'$

MDF/UL



STOCK CODE
1626240

DIMENSIONS
½" x 5" x 16'

MDF/UL

STOCK CODE
1626242

DIMENSIONS
½" x 6½" x 16'

MDF/UL

STOCK CODE
1324436

DIMENSIONS
¾" x 7¼" x 16'

MDF/UL

STOCK CODE
1566987
390MUL

DIMENSIONS
¾" x 5" x 16'

MDF/UL

BASEBOARDS



STOCK CODE
1684406
MFP625

DIMENSIONS
 $\frac{1}{2}$ " x 2 $\frac{1}{4}$ " x 16'

MDF/UL



STOCK CODE
1599465
MRFJ633

DIMENSIONS
 $\frac{1}{2}$ " x 3 $\frac{1}{4}$ " x 16'

1567253*
MRFJ620

FJR

1046119
MFP620

DIMENSIONS
 $\frac{1}{2}$ " x 4 $\frac{1}{4}$ " x 16'

1566985*
MFP623

FJR

MDF/UL

1567348*
MSP633

DIMENSIONS
 $\frac{1}{2}$ " x 3 $\frac{3}{8}$ " x RL

PIN

1598948
FLEX62012

DIMENSIONS
 $\frac{3}{8}$ " x 4 $\frac{1}{4}$ " x 12'

1598949
FLEX63312

DIMENSIONS
 $\frac{1}{2}$ " x 3 $\frac{1}{4}$ " x 12'

FLEX



STOCK CODE
1567252
MRFJ618

DIMENSIONS
 $\frac{3}{8}$ " x 5 $\frac{1}{4}$ " x 16'

FJR

1328523*
MFP618

DIMENSIONS
 $\frac{1}{2}$ " x 5 $\frac{1}{4}$ " x 16'

MDF/UL

1556324
MP618

DIMENSIONS
 $\frac{3}{8}$ " x 5 $\frac{3}{8}$ " x 16'

PFJ

1598947
FLEX61812

DIMENSIONS
 $\frac{3}{8}$ " x 5 $\frac{1}{4}$ " x 12'

FLEX



STOCK CODE
1694457
314MUL-7

DIMENSIONS
 $\frac{1}{8}'' \times 7\frac{1}{4}'' \times 16'$

MDF/UL



STOCK CODE
1555868
MFP161 / 328MUL-5

DIMENSIONS
 $\frac{1}{16}'' \times 5\frac{1}{4}'' \times 16'$

MDF/UL



STOCK CODE
1694460
328MUL-6

DIMENSIONS
 $\frac{1}{32}'' \times 6\frac{3}{32}'' \times 16'$

MDF/UL

BASEBOARDS



STOCK CODE
1566947
MFP414

DIMENSIONS
 $\frac{1}{2}'' \times 3 \frac{3}{16}'' \times 16'$

MDF/UL



STOCK CODE
1567248
MRFJ412

DIMENSIONS
 $\frac{1}{2}'' \times 4 \frac{1}{2}'' \times 16'$

FJR

1566942
MFP412

$\frac{1}{2}'' \times 4 \frac{1}{2}'' \times 16'$

MDF/UL

1598937
FLEX41212

$\frac{1}{2}'' \times 4 \frac{1}{2}'' \times 12'$

FLEX



STOCK CODE
1694459
342MUL-6

DIMENSIONS
 $1 \frac{1}{32}'' \times 5 \frac{3}{32}'' \times 16'$

MDF/UL



STOCK CODE
1599156
MFP340T

DIMENSIONS
 $\frac{3}{8}$ " x $7\frac{1}{4}$ " x 16'

MDF/UL



STOCK CODE
1328503
MFP412U

DIMENSIONS
 $\frac{3}{8}$ " x $4\frac{1}{4}$ " x 16'

MDF/UL



STOCK CODE
1566948
MFP414U

DIMENSIONS
 $\frac{3}{8}$ " x $5\frac{1}{4}$ " x 16'

MDF/UL


BASEBOARDS



STOCK CODE
1694458
318MUL-4

DIMENSIONS
 $\frac{1}{6}'' \times 4\frac{1}{32}'' \times 16'$

MDF/UL



STOCK CODE
1694247
329MUL

DIMENSIONS
 $\frac{1}{6}'' \times 3\frac{3}{8}'' \times 16'$

MDF/UL



STOCK CODE
1599152
MFP330 / 330MUL

DIMENSIONS
 $\frac{1}{6}'' \times 5'' \times 16'$

MDF/UL

1598928 $\frac{1}{6}'' \times 5'' \times 12'$
FLEX33012 / 330MULF

FLEX



STOCK CODE
1599491
MRFJC200

DIMENSIONS
 $\frac{1}{16}'' \times 3\frac{1}{4}'' \times 16'$

FJR

1567024
MFPC200

$\frac{1}{16}'' \times 3\frac{1}{4}'' \times 16'$

MDF/UL

1599346
MPC200

$\frac{1}{16}'' \times 3\frac{1}{4}'' \times 16'$

PFJ

1567364
MSPC200

$\frac{1}{16}'' \times 3\frac{1}{4}'' \times \text{RL}$

PIN

1598953
FLEXC20012

$\frac{1}{16}'' \times 3\frac{1}{4}'' \times 12'$

FLEX



STOCK CODE
1599171*
MFP366W / 366MUL

DIMENSIONS
 $\frac{1}{16}'' \times 3\frac{1}{4}'' \times 17'$

MDF/UL



STOCK CODE
1599447
MRFJ366W
1599446
MRFJ366EW

DIMENSIONS
 $\frac{1}{16}'' \times 3\frac{1}{4}'' \times 17'$
 $\frac{1}{16}'' \times 4\frac{3}{16}'' \times 16'$

FJR

1599170
MFP366EW

$\frac{1}{16}'' \times 4\frac{3}{8}'' \times 16'$

MDF/UL

1599321
MP366W

$\frac{1}{16}'' \times 3\frac{1}{4}'' \times 17'$

PFJ

1598935
FLEX366W12

$\frac{1}{8}'' \times 3\frac{1}{4}'' \times 12'$

FLEX



STOCK CODE
1599461
MRFJ566

DIMENSIONS
 $\frac{1}{16}'' \times 5\frac{1}{4}'' \times 16'$

FJR

1566976
MFP566

$\frac{1}{16}'' \times 5\frac{1}{4}'' \times 16'$

MDF/UL

1598946
FLEX56612

$\frac{1}{16}'' \times 5\frac{1}{4}'' \times 12'$

FLEX

ARCHITRAVES




STOCK CODE	DIMENSIONS	
1461861 MSP126 / 300BSP	½" x ¾" x RL	PIN
1382473 MP126 / PR300BFJ	½" x ¾" x 16'	PFJ

BASEBOARD SHOE


Baseboard shoes are primarily used to trim flooring materials and are often used in combination with a traditional baseboard to conceal variations between the flooring and the base. However, this versatile profile works great to solve numerous trimming needs.

BRICK MOULDS

A brick mould is mainly used as exterior casing around doors. The most common size is 2", however 1-1/2" and 1-1/4" sizes are available. Brick moulds can also be used in place of a crown or as a transition under window sills.




STOCK CODE	DIMENSIONS	
1567236 MRFJ175A14	1½" x 2" x 14'	FJR
1567310 MSP175A	1½" x 2" x RL	PIN



STOCK CODE	DIMENSIONS	
1567131 MP180V07 / PR612AFJ	1½" x 2" x 7'	
1567134 MP180V100 / PR612AFJ	1½" x 2" x 100"	PFJ

CASINGS

Casings bring a room together — left to right, top to bottom. And like any framing element, the options are endless, from build-ups of multiple pieces to full wraps. With casings, there's no wrong way, only your way.



STOCK CODE
1676266
MP387

DIMENSIONS
 $\frac{5}{8}$ " x 2 $\frac{1}{4}$ " x 17'

PFJ



STOCK CODE
1566955
MFP47317 / 120MUL

DIMENSIONS
 $\frac{5}{8}$ " x 2 $\frac{1}{4}$ " x 17'

1599194 $\frac{5}{8}$ " x 2 $\frac{1}{4}$ " x 85"
MFP47385 / 120MUL

MDF/UL

1683591 $\frac{5}{8}$ " x 2 $\frac{1}{4}$ " x 102"
MFP473 / 120MUL

1416165 $\frac{5}{8}$ " x 2 $\frac{1}{4}$ " x 17'
PR120FJ

PFJ



STOCK CODE
1394503
PR139FJ

DIMENSIONS
 $\frac{5}{8}$ " x 3 $\frac{1}{4}$ " x 17'


PFJ

1566957 $\frac{1}{2}$ " x 3 $\frac{1}{4}$ " x 17'
MFP49417

1670584 $\frac{5}{8}$ " x 3 $\frac{1}{4}$ " x 17'
MFP433V17 / 139MUL-SC

1545342 $\frac{1}{4}$ " x 3 $\frac{1}{2}$ " x 17'
MFP49517

MDF/UL




STOCK CODE
1677971

DIMENSIONS
 $\frac{5}{8}$ " x 3 $\frac{1}{2}$ " x 17'

MDF/UL

CASINGS



STOCK CODE
1566914
192MUL

DIMENSIONS
 $\frac{1}{16}'' \times 3'' \times 17'$


MDF/UL



STOCK CODE
1566860
MFP00317

DIMENSIONS
 $\frac{1}{16}'' \times 3\frac{1}{4}'' \times 17'$

MDF/UL



STOCK CODE
1599243
MFPC100

DIMENSIONS
 $\frac{1}{16}'' \times 2\frac{3}{16}'' \times 14'$

MDF/UL

1588656
MPC100

$\frac{1}{16}'' \times 2\frac{3}{16}'' \times 14'$

PFJ

1599591
MSPC100

$\frac{1}{16}'' \times 2\frac{1}{2}'' \times 14'$

PIN



STOCK CODE
1599150
MFP31417

DIMENSIONS
 $\frac{1}{16}'' \times 2\frac{3}{16}'' \times 17'$

MDF/UL



STOCK CODE
1694246
150MUL

DIMENSIONS
 $\frac{5}{8}'' \times 2\frac{1}{2}'' \times 17'$


MDF/UL



STOCK CODE
1599151
MFP315 / 125MUL

DIMENSIONS
 $\frac{1}{16}'' \times 2\frac{3}{16}'' \times 17'$

MDF/UL



STOCK CODE
1566941
MFP411U17

DIMENSIONS
 $\frac{1}{16}'' \times 3'' \times 17'$

MDF/UL

CASINGS



STOCK CODE	DIMENSIONS
1577844 MRFJ366	$\frac{1}{8}$ " x 2 $\frac{3}{8}$ " x 17'
1577845 MRFJ36607	$\frac{1}{8}$ " x 2 $\frac{3}{8}$ " x 7'
1599444 MRFJ36607MIT	$\frac{1}{8}$ " x 2 $\frac{3}{8}$ " x 81 $\frac{1}{4}$ "
1645415 MRFJ366103MIT	$\frac{1}{8}$ " x 2 $\frac{3}{8}$ " x 99 $\frac{1}{2}$ "

FJR

1599167 MFP366	$\frac{1}{8}$ " x 2 $\frac{1}{4}$ " x 17'
1566926 MFP366102	$\frac{1}{8}$ " x 2 $\frac{1}{4}$ " x 102"
1566927 MFP36685	$\frac{1}{8}$ " x 2 $\frac{1}{4}$ " x 85"

MDF/UL

1599319 MP366	$\frac{1}{8}$ " x 2 $\frac{3}{8}$ " x 17'
1599320 MP36607	$\frac{1}{8}$ " x 2 $\frac{3}{8}$ " x 7'

PFJ

1598932 FLEX36612	$\frac{1}{8}$ " x 2 $\frac{1}{4}$ " x 12'
-----------------------------	---

FLEX



STOCK CODE	DIMENSIONS
1599171* MFP366W / 366MUL	$\frac{1}{8}$ " x 3 $\frac{1}{4}$ " x 17'

MDF/UL



STOCK CODE	DIMENSIONS
1599447 MRFJ366W	$\frac{1}{8}$ " x 3 $\frac{1}{4}$ " x 17'

FJR

1598935 FLEX366W12	$\frac{1}{8}$ " x 3 $\frac{1}{4}$ " x 12'
------------------------------	---

FLEX



STOCK CODE
1566921
MFP35614

DIMENSIONS
 $\frac{3}{8}$ " x 2 $\frac{1}{4}$ " x 14'

MDF/UL

1598931
FLEX35612

$\frac{3}{8}$ " x 2 $\frac{1}{4}$ " x 12'

FLEX



STOCK CODE
1567250
MRFJ444A

DIMENSIONS
 $\frac{3}{8}$ " x 3 $\frac{3}{8}$ " x 17'

FJR

1566950
MFP44417


$\frac{3}{8}$ " x 3 $\frac{3}{8}$ " x 17'

MDF/UL

CROWNS

CROWNS

Cap off your look with the perfect crown. A great crown is the royal wrap-up of all your moulding decisions.



STOCK CODE
1448078
MFP045

DIMENSIONS
 $\frac{3}{4}$ " x 5 $\frac{1}{4}$ " x 16'

MDF/UL



STOCK CODE
1555829
MFP054

DIMENSIONS
 $\frac{3}{4}$ " x 2 $\frac{1}{4}$ " x 16'

MDF/UL



STOCK CODE
1694461
417MUL

DIMENSIONS
 $1\frac{1}{32}'' \times 7\frac{1}{4}'' \times 16'$

MDF/UL

STOCK CODE
1577636
MFP048L

DIMENSIONS
 $\frac{1}{2}'' \times 4\frac{1}{4}'' \times 16'$

MDF/UL

CROWNS



STOCK CODE
1566970
MFP515

DIMENSIONS
1 3/16" x 4 15/16" x 16'

MDF/UL


STOCK CODE
1328541

DIMENSIONS
1 3/8" x 5 1/4" x 16'

MDF/UL

DOOR STOPS

The door stop mouldings are attached to the door jamb on both sides and at the top. It is where the door comes to a rest when it is closed, stopping the door from moving any farther, and covering the gap that would otherwise appear between the door and the jambs.



STOCK CODE
1638131
MP89907
1667876

DIMENSIONS
1/16" x 1" x 7'
1/16" x 1" x 99"


PFJ



STOCK CODE
1599486
MRFJ916K07

DIMENSIONS
3/8" x 1 3/8" x 7'

FJR



STOCK CODE
1577900
MRFJ91699


DIMENSIONS
3/8" x 1 3/8" x 99"

FJR

1599587
MSP91699

3/8" x 1 3/8" x 99"

PIN



STOCK CODE
1645411
MFP88707

DIMENSIONS
3/8" x 1 1/4" x 7'

MDF/UL



STOCK CODE
1383025
MP87607 / PR216FJ
1599338
MP87607MIT
1599339
MP87699
1676813

DIMENSIONS
3/8" x 1 3/8" x 7'
3/8" x 1 3/8" x 80"
3/8" x 1 3/8" x 99"
3/8" x 1 3/8" x 96"
Mitered

PFJ

1567358
MSP87699

3/8" x 1 3/8" x 99"

PIN



STOCK CODE
1599307
MP252K07
1599308
MP252K99

DIMENSIONS
1/2" x 1 1/16" x 7'
1/2" x 1 1/16" x 99"

PFJ

FLAT STOCK

FLAT STOCK

Finished boards come in either Surfaced 4 Sides (S4S) or Surfaced 3 Sides (S3S) and are used for a multitude of purposes, including shelving, window ledges, baseboard, casing, etc.

STOCK CODE	EL&EL#	THICKNESS	HEIGHT	LENGTH	SPECIES	DESCRIPTION
1566780	LRFJ248	11/16"	1-3/4"	16'	FJR	
1566788	LSP248	21/32"	1-3/4"	RL	PIN	
1577645	MFP102SQ	713MUL	11/16"	1-1/2"	16'	MDF/UL Square Edges
1692733		714MUL	11/16"	2-1/2"	17'	MDF/UL Square Edges
1566875	MFP104SQ	715MUL	11/16"	3-1/2"	16'	MDF/UL Square Edges
1577649	MFP106SQ	750MUL	11/16"	5-1/2"	16'	MDF/UL Square Edges
1005603	MFP108SQ	751MUL	11/16"	7-1/4"	16'	MDF/UL Square Edges
1567237	MRFJ249		9/16"	1-1/2"	16'	FJR
1599431	MRFJ25509		1/2"	3-1/2"	9'	FJR




FLAT JAMBS

The top and two sides of a door or window frame that contact the door or sash: top jamb and side jambs. The most common size for interior use is 11/16" thick by 4-5/8" wide.

STOCK CODE	EL&EL#	THICKNESS	HEIGHT	LENGTH	SPECIES	
1393434	MPJ458F81	11/16"	4-5/8"	81" UD	PFJ	
1599357	MPJ458F81PET	11/16"	4-5/8"	81" PET	PFJ	
1599358	MPJ458F97	11/16"	4-5/8"	97" UD	PFJ	
1599360	MPJ458F97PET	11/16"	4-5/8"	97" PET	PFJ	
1004012	MFPJ458F81	11/16"	4-5/8"	81" UD	MDF/UL	
1064075	MFPJ458F81PET	11/16"	4-5/8"	81" PET	MDF/UL	
1599252	MFPJ458F97	11/16"	4-5/8"	97" UD	MDF/UL	
1599253	MFPJ458F97PET	11/16"	4-5/8"	97" PET	MDF/UL	
1567367	MSPJ458F81	11/16"	4-5/8"	81" UD	PIN	
1064040	MFPJ434F82	9/16"	4-3/4"	82" UD	MDF/UL	
1599352	MPJ434F81PET	11/16"	4-3/4"	81" PET	PFJ	
1064038	MFPJ478F81	11/16"	4-7/8"	81" UD	MDF/UL	
1599256	MFPJ478F85	11/16"	4-7/8"	85" UD	MDF/UL	
1599257	MFPJ478F97	11/16"	4-7/8"	97" UD	MDF/UL	
1599370	MPJ478F81	11/16"	4-7/8"	81" UD	PFJ	
1404785	MPJ478F97	11/16"	4-7/8"	97" UD	PFJ	
1599383	MPJ5F81PET	11/16"	5"	81" PET	PFJ	
1599375	MPJ512F81	PR51216	11/16"	5-1/2"	81" UD	PFJ
1599376	MPJ512F81PET		11/16"	5-1/2"	81" PET	PFJ
1599378	MPJ512F97	PR51218	11/16"	5-1/2"	97" UD	PFJ
1599379	MPJ512F97PET		11/16"	5-1/2"	97" PET	PFJ
1599380	MPJ512F99PET		11/16"	5-1/2"	99" PET	PFJ
1599386	MPJ658F81	11/16"	6-5/8"	81" UD	PFJ	
1599387	MPJ658F81PET	11/16"	6-5/8"	81" PET	PFJ	
1599388	MPJ658F97	11/16"	6-5/8"	97" UD	PFJ	
1599400	MPJ712F81	PR71216	11/16"	7-1/2"	81" UD	PFJ
1599401	MPJ712F81PET		11/16"	7-1/2"	81" PET	PFJ
1599402	MPJ712F97	PR71218	11/16"	7-1/2"	97" UD	PFJ
1599403	MPJ712F99PET		11/16"	7-1/2"	99" PET	PFJ
1599608	MSPJ712F99	11/16"	7-1/2"	99" UD	PIN	

UD = Under Dado

PET = Precision End Trim




STOCK CODE
1683128

DIMENSIONS
11/16" x 3 1/2" x 97"

PFJ

SINGLE RABBET JAMBS WITH KERF

STOCK CODE	EL&EL#	THICKNESS	HEIGHT	LENGTH	SPECIES
1673864	ZZMPJ358K97	1-1/4"	3-5/8"	98-1/4"	PFJ
1599364	MPJ458K81 PR458W6	1-1/4"	4-5/8"	81"	PFJ
1599365	MPJ458K97 PR458W8	1-1/4"	4-5/8"	97"	PFJ
1598992	JRFJ514KEH5	1-1/4"	5-1/4"	98-1/2"	FJR
1599381	MPJ512K81 PR512W6-81BDS	1-1/4"	5-1/2"	81"	PFJ
1599382	MPJ512K97 PR512W8-97BDS	1-1/4"	5-1/2"	97"	PFJ
1599600	MSPJ512K97	1-1/4"	5-1/2"	97"	PIN
1599391	MPJ658K81	1-1/4"	6-5/8"	81"	PFJ
1599392	MPJ658K97	1-1/4"	6-5/8"	97"	PFJ
1599014	JRFJ714KEE8	1-1/4"	7-1/4"	81-7/8"	FJR
1599015	JRFJ714KEH5	1-1/4"	7-1/4"	98-1/2"	FJR
1599404	MPJ712K81 PR712W6-81BDS	1-1/4"	7-1/2"	82-1/4"	PFJ
1599405	MPJ712K97 PR712W8-97BDS	1-1/4"	7-1/2"	98-1/4"	PFJ
1683433		1-1/4"	8-1/2"	82-1/4"	PFJ
1683437		1-1/4"	8-1/2"	98-1/4"	PFJ
1692307		1-1/4"	8-1/2"	98-1/4"	PIN
1692313		1-1/4"	8-1/2"	82-1/4"	PIN



RADIUS CORNERS

Baseboard corner blocks are used where base mouldings meet at a corner, both as a decorative element as well as an alternative option for difficult miter cuts or for radiused walls.

STOCK CODE		DESCRIPTION	THICKNESS	HEIGHT	SPECIES
1556577	356CS	356 Radius Corner	5/8"	2-1/4"	PIN
1588840	623CM	623 Radius Corner	1/2"	3-1/4"	PIN
1556591	633CS	633 Radius Corner	1/2"	3-1/4"	PIN
1588820	366WCS	366W Radius Corner	9/16"	3-1/4"	PIN
1588839	620CS	620 Radius Corner	9/16"	4-1/4"	PIN
1556586	618CM	618 Radius Corner	1/2"	5-1/4"	PIN
1588797	201RCS	201 OG Radius Corner	3/4"	2-1/2"	PIN
1556573	301RCS	301 OG Radius Corner	3/4"	3-1/2"	PIN
1588823	401RCS	401 OG Radius Corner	3/4"	4-1/2"	PIN
1588831	501RCS	501 OG Radius Corner	3/4"	5-1/2"	PIN
1588836	601RCS	601 OG Radius Corner	3/4"	6-1/2"	PIN
1588799	201RTRCS	201 Round Top Radius Corner	3/4"	2-1/2"	PIN
1588809	301RTRCS	301 Round Top Radius Corner	3/4"	3-1/2"	PIN
1588825	401RTRCS	401 Round Top Radius Corner	3/4"	4-1/2"	PIN



620CS (1588839) shown.

MISCELLANEOUS

SHELVING

Flat boards suitable for a variety of uses, including organizational storage in closets, pantries, and more.



STOCK CODE	DIMENSIONS
1599619 SPB11216 / 16PB-D	$\frac{3}{4}$ " x 11 $\frac{1}{4}$ " x 16'
1599621 SPB11616 / 17PB-D	$\frac{3}{4}$ " x 15 $\frac{1}{4}$ " x 16'
1599625 SPB12416 / 18PB-D	$\frac{3}{4}$ " x 23 $\frac{1}{4}$ " x 16'

PB

STOCK CODE	DIMENSIONS
1588530 MFR112R34 / 11MDF-F	$\frac{3}{4}$ " x 11 $\frac{1}{4}$ " x 16'
1567042 MFR116R34 / 16MDF-F	$\frac{3}{4}$ " x 15 $\frac{1}{2}$ " x 16'
1599269 MFR124R34 / 13MDF-F	$\frac{3}{4}$ " x 23 $\frac{1}{4}$ " x 16'

MDR

FASCIA

Exterior trim used to cover the gap between a door or window frame and the exterior of the frame.



Reversible
with a clear cedar
woodgrain texture on
one side and a smooth
surface on the other.

STOCK CODE	DIMENSIONS
1599102 MDXM8400 / 4/4X4MT	$\frac{3}{4}$ " x 3 $\frac{3}{8}$ " x 16'

MIRATEC

HOOK



STOCK CODE	DIMENSIONS
1002094 MFR480 / 15FB	$\frac{1}{16}$ " x 3 $\frac{1}{4}$ " x 16'
1050374 MDRM48008 / 15FB	$\frac{1}{16}$ " x 3 $\frac{1}{4}$ " x 8'

MDR

SHUTTER RAIL



STOCK CODE	DIMENSIONS
1694305	$\frac{3}{4}$ " x 2 $\frac{15}{32}$ " x 8'

EXTIRA

LATTICES

A thin strip of flat moulding commonly used to hide seams and edges.



STOCK CODE
1484635
MSP268 / 700SP

DIMENSIONS
 $\frac{1}{4}'' \times 1\frac{1}{8}'' \times \text{RL}$

PIN

SHELF CLEATS

Affixed to walls of closets or pantries to hold up shelving boards.



STOCK CODE
1599097
MDRM47908 / 10FB


DIMENSIONS
 $\frac{3}{16}'' \times 1\frac{1}{2}'' \times 8'$

1644597
MDRM47916 7 / 10FB

MDR

FULL ROUNDS

Full rounds are used for numerous purposes and projects. Some of the more common uses are closet poles, curtain rods, and towel rods.



STOCK CODE
1599427
MRFJ233

DIMENSIONS
 $1\frac{1}{4}'' \times 1\frac{1}{4}'' \times 16'$


FJR

1682568
802LVL

LVL

SCREEN MOULDS

A very versatile profile; screen mould fits a wide variety of needs and uses. Traditionally used to hold mesh screening into wood screens, it also works well as edge trim on various shelving or wood trim for wallpaper.



STOCK CODE
1415968
MSP142 / 591SP


DIMENSIONS
 $\frac{1}{4}'' \times \frac{3}{4}'' \times \text{RL}$

1382503
MSP14208 / 591SP

PIN

STAIR SPINDLE

An important part of the staircase because it provides a foundation for the hand railing and added safety for children.




STOCK CODE
1599496
MRFJS1916

DIMENSIONS
 $1\frac{1}{2}'' \times 1\frac{1}{2}'' \times 14'$

FJR

QUARTER ROUNDS

Quarter rounds come in several sizes and serve a variety of functions. They are most often used with baseboards.



STOCK CODE
1567122
MP105V / PR504FJ


DIMENSIONS
 $\frac{3}{4}'' \times \frac{3}{4}'' \times 16'$

PFJ

MISCELLANEOUS

SHIPLAP

A wall paneling treatment made from wide wooden boards installed horizontally to create a rustic, cottage, or coastal look.



STOCK CODE
1693328
2010LDF

DIMENSIONS
 $\frac{1}{32}'' \times 6'' \times 16'$

MDF



STOCK CODE
1678737

DIMENSIONS
 $\frac{1}{2}'' \times 7\frac{1}{4}'' \times 16'$

MDF/UL




STOCK CODE
1693442
2011LDF

DIMENSIONS
 $\frac{1}{32}'' \times 8'' \times 16'$

MDF

TONGUE & GROOVE PANELING

Panels used to decorate or cover a wall, fitted together edge-to-edge using a slot and ridge on the opposite edge.



**Reversible V-Groove/
Nickel Gap T&G Wainscot**

STOCK CODE	DIMENSIONS
1693213 2007LDF	$\frac{1}{32}'' \times 5 \frac{1}{32}'' \times 16'$

MDF



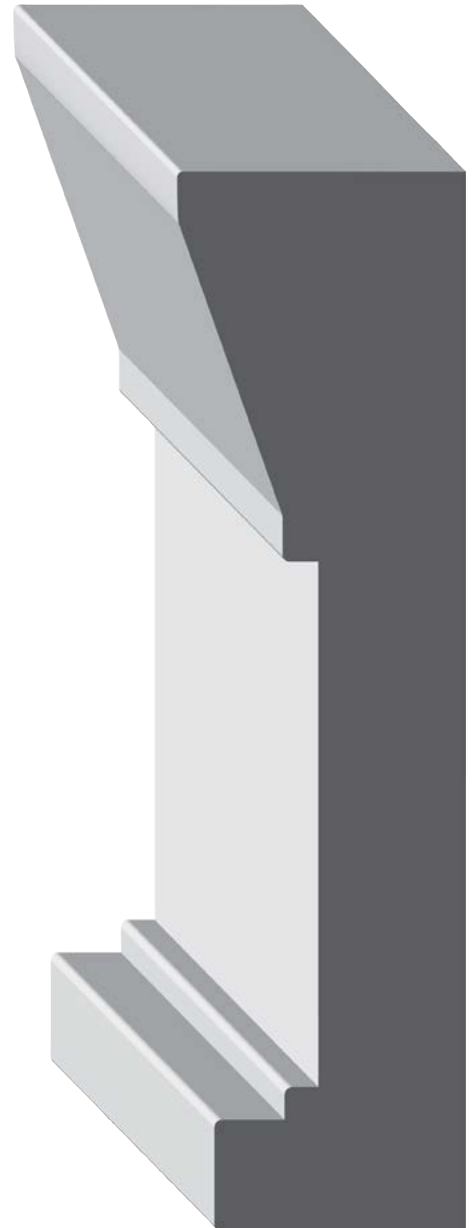
**Reversible Single/Double
Nickel Gap T&G Wainscot**

STOCK CODE	DIMENSIONS
1693444 2009LDF	$\frac{1}{32}'' \times 7 \frac{3}{8}'' \times 16'$

MDF

ARCHITRAVE

High above windows and doors, architraves work to add grandeur to any space – reducing miter lines and elevating your look. A great architrave is, above all else, the dressing that's built to impress.




STOCK CODE	DIMENSIONS
1677969	$1 \frac{1}{2}'' \times 5 \frac{1}{2}'' \times 16'$

MDF/UL

MISCELLANEOUS

HAND RAILS

Hand rails provide safety and support.



STOCK CODE	DIMENSIONS	
1567139 MP240	1 3/16" x 2 1/4" x 20'	PFJ
1599542 MSP240	1 3/16" x 2 1/4" x RL	PIN



WINDOW STOOL

A trim or casing applied immediately below the window sill.

STOCK CODE	DIMENSIONS	STOCK CODE	DIMENSIONS
1567235 MRFJ1021514 / 992FJ	1 1/16" x 5 1/4" x 16'	1566870 MFP1021514 / PR992LDF	1 1/16" x 5 1/4" x 16'
1577819 MRFJ1021714 / 994FJ	1 1/16" x 7 1/4" x 16'	1566871 MFP1021712	1 1/16" x 7 1/2" x 16'
	FJR		MDF/UL



MORE OPTIONS SHIPPING FROM CALIFORNIA

ADDITIONAL STYLES, SIZES & SPECIES

Ultralight MDF
Primed FJ Pine
Solid Pine
Vertical Grain Fir
Redwood

Laminated Veneer
Lumber (LVL)
Poplar
Red Oak
Superior & Knotty Alder

Cherry, Maple,
Mahogany & Walnut
Closet Accessories
Composite Moulding
Protected
Trimboard & Siding

More product information for materials shipping from California can be found at
ELANDELWOODPRODUCTS.COM

AVAILABLE LENGTHS

Engineered Species

SPECIES	LENGTHS	
	CASING	BASE/CROWN/OTHER
MUL = Ultralight MDF (Ultralight Fiberboard)	7', 8', 16', 17'	16'
LDF = Lightweight MDF (Light Density Fiberboard)	7', 16', 17'	16'
PR__FJ = Primed FJ Pine	7', 17'	16' + Trimbacks
FJ = Unprimed FJ Pine	7', 17'	16' + Trimbacks
PR__LVL = Primed Laminated Veneer Lumber (LVL)		16'
LVL = Laminated Veneer Lumber (LVL)		16'
FB = Fiberboard		16'
PB = Particle Board		8', 16'

* Varies by profile

Softwood Species

SPECIES	LENGTHS
SP = Solid Pine	7'-16'
VG = Vertical Grain Doug fir	6'-20'
F = Mixed Grain Douglas Fir	6'-20'
R = Redwood	6'-16'
Bodyguard	16', 20'

Hardwood Species

SPECIES	LENGTHS
O = Red Oak	6'-16'
QWO = Quarter Sawn White Oak	6'-10'
P = Poplar	6'-16'
ALD or SA = Superior Alder	6'-10'
KA = Knotty Alder	6'-10'
C = Cherry	6'-16'
MH = Mahogany	6'-16'
SMH = Sapele Mahogany	6'-16'
MP = Maple	6'-16'
WL = Walnut	6'-10'

NOTE: Hardwood mouldings are generally available in lengths 12' and shorter. Please check availability for lengths longer than 12'.

Round Corners

All baseboard profiles are available in radius corners for 3/4" drywall corners. Custom radius corners are available upon request.



Metrie EL & EL manufactures on its premises, ValuFlex Flexible Mouldings, using the highest quality urethane available in today's market. With ValuFlex, you get all the advantages of radiused wood at a fraction of the cost.

Most products in our catalog are available in flexible moulding. Custom profiles are available and made to order, upon request.



Back Band

Lips 5/8" Casing
11/16 x 1

PR193FJ Primed FJ Pine



Back Band

Lips 9/16" Casing
11/16 x 1-1/8

190SP Solid Pine



Back Band

Lips 5/8" Casing
1-1/8 x 1-1/4

PR192FJ Primed FJ Pine



Pre-Fit Casing

9/16 x 1-1/2

PR151FJ Primed FJ Pine



Oval/Streamline Casing

1/2 x 1-1/2

104SP Solid Pine

5/8 x 1-5/8

105SP Solid Pine



2 Round Edge Casing

9/16 x 1-5/8

PR100FJ Primed FJ Pine

100SP Solid Pine



Beveled/Streamline Casing

9/16 x 1-9/16

102MUL Ultralight MDF

1/2 x 1-5/8

101SP Solid Pine

9/16 x 1-5/8

102B-0 Oak

5/8 x 1-5/8

PR102FJ Primed FJ Pine

102FJ FJ Pine

102SP Solid Pine

102-0 Oak



#711 Casing

1/2 x 1-9/16

107-0 Oak

9/16 x 1-5/8

107MUL Ultralight MDF

5/8 x 1-5/8

PR107FJ Primed FJ Pine ^(M)

107SP Solid Pine



3-Step Casing

5/8 x 1-5/8

109SP Solid Pine



Bead & Barrel Casing

1/2 x 1-5/8

111SP Solid Pine



4-Bead Casing

1/2 x 1-5/8

112SP Solid Pine



#1550 Casing

1/2 x 1-5/8

113SP Solid Pine



Moulded Casing

5/8 x 1-5/8

130MUL Ultralight MDF

PR130FJ Primed FJ Pine

130SP Solid Pine

130-0 Oak

130P Poplar



Oval Casing

9/16 x 1-5/8

PR142FJ Primed FJ Pine

142SP Solid Pine



#356 Moulded Casing

5/8 x 1-5/8

PR152FJ-1 Primed FJ Pine



#356 Casing

9/16 x 2

PR153FJ Primed FJ Pine



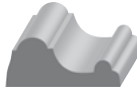
Clamshell Casing

9/16 x 2

121MUL Ultralight MDF

5/8 x 2

121SP Solid Pine



Malibu Casing

7/8 x 2

179-0 Oak

179P Poplar

179ALD Alder

179MH Mahogany

179MP Maple



Oval/Streamline Casing

5/8 x 2-1/4

106BSP Solid Pine



3-Step Casing

5/8 x 2-1/4

PR110BFJ-2 Primed FJ Pine

110BSP Solid Pine



Monterey/Colorado Casing

9/16 x 2-1/4

135MUL-2 Ultralight MDF



Moulded Casing

5/8 x 2-1/4

PR141FJ Primed FJ Pine

141SP Solid Pine

141-0 Oak

141P Poplar

141VG VG Doug Fir



Oval Casing

9/16 x 2-1/4

PR143FJ Primed FJ Pine

143SP Solid Pine



Classic Beaded Casing

11/16 x 2-1/4

146MUL-2 Ultralight MDF



Meridian Casing

11/16 x 2-1/4

149MUL-2 Ultralight MDF

5/8 x 2-1/4

PR149FJ-2 Primed FJ Pine



Colonial/#356 Casing

9/16 x 2-1/4

152-0 Oak

5/8 x 2-1/4

152MUL Ultralight MDF ^(M)

11/16 x 2-1/4

152BMUL Ultralight MDF

PR152FJ Primed FJ Pine ^(M)

152FJ FJ Pine

152SP Solid Pine

152VG VG Doug Fir

152B-0 Oak

152P Poplar

152ALD Alder

152KA Knotty Alder

152C Cherry

152MH Mahogany

152MP Maple



Reversible 4-Flute & Reed Casing

9/16 x 2-1/4

158MUL-2 Ultralight MDF

11/16 x 2-1/4

PR158FJ-2 Primed FJ Pine



#366 Casing

5/8 x 2-1/4

162MUL-2 Ultralight MDF

PR162FJ-AZ Primed FJ Pine



Anderson/#366 Casing

5/8 x 2-1/4

PR162FJ Primed FJ Pine



Tucson Casing

11/16 x 2-1/4

194MUL Ultralight MDF



Clamshell Casing

9/16 x 2-1/4

195MUL Ultralight MDF



Peoria Casing

9/16 x 2-1/4

196MUL Ultralight MDF



Beveled/Streamline Casing

9/16 x 2-1/4

103MUL Ultralight MDF

5/8 x 2-1/4

PR103BFJ Primed FJ Pine

103BFJ FJ Pine

103BSP Solid Pine

103-0 Oak

5/8 x 2-1/2

103SP Solid Pine



#711 Casing

5/8 x 2-3/8

108-0 Oak

108P Poplar

108ALD Alder

108MH Mahogany

5/8 x 2-1/2

108MUL Ultralight MDF ^(M)

PR108FJ Primed FJ Pine

108SP Solid Pine

108VG VG Doug Fir



Mission/Bel-Air Casing

5/8 x 2-7/16

PR128FJ Primed FJ Pine

11/16 x 2-1/2

128MUL Ultralight MDF

128-0 Oak

128P Poplar

128ALD Alder

128KA Knotty Alder

128C Cherry

128MH Mahogany

128MP Maple



Carolina/Palisade Casing

11/16 x 2-7/16

132MUL Ultralight MDF

PR132FJ Primed FJ Pine

11/16 x 2-1/2

132ALD Alder



Carmel Casing

11/16 x 2-7/16

PR137FJ Primed FJ Pine

5/8 x 2-1/2

137MUL Ultralight MDF

CASINGS



2 Round Edge Casing

9/16 x 2-1/4

120MUL Ultralight MDF (M) (A)

PR120FJ Primed FJ Pine (A)

120FJ FJ Pine

120BSP Solid Pine

120VG VG Doug Fir

5/8 x 2-1/2

120SP Solid Pine

11/16 x 2-1/2

PR120BFJ Primed FJ Pine

120BFJ FJ Pine

13/16 x 2-1/2

120-O Oak

120P Poplar

120ALD Alder

120KA Knotty Alder

120C Cherry

120MH Mahogany

120MP Maple



Santa Fe/#275 Casing

11/16 x 2-7/16

167MUL Ultralight MDF

PR167FJ Primed FJ Pine

13/16 x 2-7/16

167P Poplar

167ALD Alder

167MH Mahogany

167MP Maple



Howe Casing

11/16 x 2-7/16

178MUL Ultralight MDF

3/4 x 2-1/2

178P Poplar



Oval/Streamline Casing

5/8 x 2-1/2

106SP Solid Pine



3-Step Casing

5/8 x 2-1/2

110MUL Ultralight MDF

110SP Solid Pine



Universal Casing

5/8 x 2-7/16

115-O Oak

5/8 x 2-1/2

PR115FJ Primed FJ Pine

115SP Solid Pine



Colonial Casing

11/16 x 2-1/2

116SP Solid Pine



7-Bead Casing

5/8 x 2-1/2

122SP Solid Pine



Riviera Casing

5/8 x 2-1/2

131MUL Ultralight MDF

131-O Oak

11/16 x 2-1/2

PR131FJ Primed FJ Pine


131SP Solid Pine



Bay Shore/Bayport Casing

5/8 x 2-1/2


134MUL Ultralight MDF



Mackenzie Casing

5/8 x 2-1/2

138MUL Ultralight MDF



Cape Cod Casing

5/8 x 2-1/2

150MUL Ultralight MDF (A)

PR150FJ Primed FJ Pine

150SP Solid Pine

11/16 x 2-1/2

150-O Oak

150P Poplar

150ALD Alder

150C Cherry

150MH Mahogany

150MP Maple



Bel-Air/Coronado Casing

1-3/16 x 2-1/2

157MUL Ultralight MDF

1-1/4 x 2-1/2

PR157FJ Primed FJ Pine



Lancaster/Hermosa Casing

1 x 2-1/2

159MUL Ultralight MDF

PR159FJ Primed FJ Pine

159P Poplar



Monterey Casing

5/8 x 2-1/2

PR163FJ Primed FJ Pine




Bell Court Casing

1-3/16 x 2-1/2

164MUL Ultralight MDF

1-1/4 x 2-1/2

PR164FJ Primed FJ Pine



Santa Clara/Crescent Casing

11/16 x 2-1/2

168-O Oak

168P Poplar

3/4 x 2-5/8

168MUL Ultralight MDF



Victorian/Tudor Casing

5/8 x 2-1/2

169-O Oak

11/16 x 2-1/2

169MUL Ultralight MDF

PR169FJ Primed FJ Pine

169SP Solid Pine

3/4 x 2-1/2

169B-O Oak




Contemporary Casing

11/16 x 2-1/4

172MUL-2 Ultralight MDF

11/16 x 2-1/2

PR172FJ-2 Primed FJ Pine



Sierra Casing

5/8 x 2-1/2

PR175FJ-2 Primed FJ Pine



1-Step Casing

7/16 x 2-1/2

188MUL Ultralight MDF



S4S Notched Modern Casing

11/16 x 2-1/2

197MUL Ultralight MDF



Ogee Casing

11/16 x 2-1/2

198MUL Ultralight MDF



Malibu Casing

1 x 2-9/16

181MUL Ultralight MDF



Montecito Casing

5/8 x 2-9/16

PR123FJ Primed FJ Pine



Coronado Casing/Chair Rail

5/8 x 2-5/8

145SP Solid Pine



2 Round Edge Casing

9/16 x 2-3/4

122MUL-SC Ultralight MDF

3/4 x 2-3/4

122MUL Ultralight MDF



Solano/Colonial Casing

11/16 x 2-7/8

119MUL Ultralight MDF

PR119FJ Primed FJ Pine

119SP Solid Pine

119-O Oak

119P Poplar



Victorian/Newport Casing

11/16 x 2-7/8

125MUL Ultralight MDF (M) (A)

125-O Oak

125P Poplar

125ALD Alder

125KA Knotty Alder

125C Cherry

125MH Mahogany

125MP Maple



Del Mar/New Hampshire Casing

5/8 x 3

127MUL Ultralight MDF



Monterey/Colorado Casing

11/16 x 3

135MUL-3SC Ultralight MDF (M)



Santa Fe/#275 Casing

5/8 x 3

PR165FJ Primed FJ Pine

11/16 x 3

165MUL Ultralight MDF



Colonial/#356 Casing

5/8 x 3-1/8

176LDF Light Density LDF

9/16 x 3-1/4

176MUL-SC Ultralight MDF

11/16 x 3-1/4

176MUL Ultralight MDF

176P Poplar

176ALD Alder

176KA Knotty Alder

176C Cherry

176MH Mahogany

176MP Maple



Piedmont Casing

13/16 x 3-3/16

PR148FJ Primed FJ Pine



3-Step Casing

5/8 x 3-1/4

PR110FJ-3 Primed FJ Pine



2 Eased Edge Mullion Casing

5/16 x 3-1/4

- 114-03** Oak
- 114SMH-3** Sapele Mahogany
- 114QW0-3** Qtr. Sawn White Oak
- 114VG-3** VG Fir
- 114WL-3** Walnut
- 1/4 x 3-1/2
- 114SP** Solid Pine



4-Reed Casing

3/4 x 3-1/4

- CA326-0** Oak
- CA326P** Poplar



Mission/Bel-Air Casing

5/8 x 3-1/4

- PR129FJ** Primed FJ Pine
- 3/4 x 3-1/4
- 129MUL** Ultralight MDF
- 129-0** Oak
- 129P** Poplar
- 129ALD** Alder
- 129KA** Knotty Alder
- 129C** Cherry
- 129MH** Mahogany
- 129MP** Maple



Monterey/Colorado Casing

11/16 x 3-1/4

- 135MUL-3** Ultralight MDF
- PR135FJ** Primed FJ Pine
- 135ALD** Alder
- 135KA** Knotty Alder



4-Flute Casing

9/16 x 3-1/4

- 154MUL** Ultralight MDF



Cape Cod Casing

11/16 x 3-1/4

- 155BSP** Solid Pine



Lancaster/Hermosa Casing

1-1/8 x 3-1/4

- 160-0** Oak
- 160P** Poplar
- 160ALD** Alder
- 160KA** Knotty Alder
- 160C** Cherry
- 160MH** Mahogany
- 160MP** Maple
- 1-3/16 x 3-1/4
- 160MUL** Ultralight MDF
- 1-1/4 x 3-1/4
- PR160FJ** Primed FJ Pine



Cambridge Casing

11/16 x 3-1/4

- 161MUL** Ultralight MDF
- 161-0** Oak



#366 Casing

5/8 x 3-1/4

- 162MUL-3** Ultralight MDF



#366 Casing

11/16 x 3-1/4

- PR162FJ-3** Primed FJ Pine



Victorian/Tudor Casing

1 x 3-1/4

- 170MUL** Ultralight MDF
- PR170FJ** Primed FJ Pine



Contemporary Casing

11/16 x 3-1/4

- 172VG-3** VG Doug Fir



Moulded Casing

5/8 x 3-1/4

- PR176FJ** Primed FJ Pine
- 176FJ** FJ Pine
- 176SP** Solid Pine
- 176VG** VG Doug Fir
- 11/16 x 3-1/4
- 176-0** Oak



Howe Casing

1-1/16 x 3-1/4

- PR177FJ** Primed FJ Pine



Carmel Casing

5/8 x 3-1/4

- 184MUL** Ultralight MDF



49er Casing

1 x 3-1/4

- 186MUL** Ultralight MDF
- PR186FJ** Primed FJ Pine
- 186SP** Solid Pine
- 186-0** Oak
- 186P** Poplar
- 186ALD** Alder
- 186MH** Mahogany



Malibu Casing

1-3/16 x 3-3/8

- 180MUL** Ultralight MDF
- 1-3/8 x 3-3/8
- 180P** Poplar



Belmont/Crescent Casing

11/16 x 3-1/2

- 126MUL-SC** Ultralight MDF
- 3/4 x 3-1/2
- 126-0** Oak
- 126P** Poplar



Carolina/Palisade Casing

11/16 x 3-1/4

- 133MUL** Ultralight MDF
- PR133FJ** Primed FJ Pine
- 3/4 x 3-1/2
- 133-0** Oak
- 133P** Poplar
- 133C** Cherry
- 133MH** Mahogany
- 133MP** Maple
- 7/8 x 3-1/2
- 133ALD** Alder



Sierra Casing

11/16 x 3-7/16

- PR175FJ-3** Primed FJ Pine



Reversible 5-Flute & Reed Casing

11/16 x 3-1/4

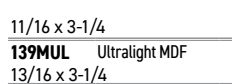
- PR158FJ-3** Primed FJ Pine
- 9/16 x 3-3/8
- 158MUL-3** Ultralight MDF
- 3/4 x 3-1/2
- 158-0** Oak
- 158P** Poplar
- 158ALD** Alder
- 158C** Cherry
- 158MH** Mahogany
- 158MP** Maple



2 Round Edge Casing

9/16 x 3-1/4

- 139MUL-SC** Ultralight MDF
- PR139FJ** Primed FJ Pine
- 139SP** Solid Pine



11/16 x 3-1/4


- 139MUL** Ultralight MDF
- 13/16 x 3-1/4
- 139-0** Oak
- 139P** Poplar
- 139ALD** Alder
- 139KA** Knotty Alder
- 139C** Cherry
- 139MH** Mahogany
- 139MP** Maple
- 11/16 x 3-1/2
- 139VG** VG Doug Fir
- 13/16 x 3-1/2
- PR139BFB** Primed FJ Pine



Classic Beaded Casing

7/8 x 3-7/16

- 146MUL-3** Ultralight MDF



Sierra Casing

11/16 x 3-7/16

- PR175FJ-3** Primed FJ Pine



Santa Fe/#275 Casing

1-1/16 x 3-3/8


- PR166FJ** Primed FJ Pine
- 1 x 3-1/2
- 166MUL** Ultralight MDF
- 166ALD** Alder
- 166KA** Knotty Alder
- 1-1/16 x 3-1/2
- 166P** Poplar
- 166MH** Mahogany



Meridian Casing

7/8 x 3-7/16

- 149MUL-3** Ultralight MDF
- PR149FJ-3** Primed FJ Pine



Shasta Casing

5/8 x 3-7/16

- PR156FJ** Primed FJ Pine
- 7/8 x 3-1/2
- 156MUL** Ultralight MDF
- 11/16 x 3-1/2
- 156VG** VG Doug Fir



Colonial Base/Casing

9/16 x 3-1/2

- 117SP** Solid Pine



Belmont/Crescent Casing

1 x 3-1/2

- 126MUL** Ultralight MDF



Savannah Casing

1-3/16 x 3-1/2


- 147MUL** Ultralight MDF



Cape Cod Casing

11/16 x 3-1/2

- 155MUL** Ultralight MDF
- 155SP** Solid Pine
- 155-0** Oak
- 155P** Poplar
- 155ALD** Alder



Colonial/Chesapeake Casing

11/16 x 3-1/2

- 156-0** Oak



5-Flute Casing

1/2 x 3-1/2

- PR158FJ-3** Primed FJ Pine

CASINGS



Santa Fe/#275 Casing

1-1/16 x 3-1/2

- 165P** Poplar
- 165ALD** Alder
- 165KA** Knotty Alder
- 165MH** Mahogany



Intrada Casing

11/16 x 3

192MUL Ultralight MDF ^(A)



Valley Casing

11/16 x 3-1/2

PR198FJ Primed FJ Pine



Carolina/ Palisade Casing

11/16 x 3-9/16


PR133BFJ Primed FJ Pine



Georgian Casing

11/16 x 3-9/16

183MUL Ultralight MDF



Sierra/Tuscany Casing

7/8 x 3-3/4

175MUL Ultralight MDF

- 175C** Cherry
- 175MH** Mahogany
- 175MP** Maple
- 175-O** Oak



2 Eased Edge Craftsman Casing

11/16 x 4

PR199FJ Primed FJ Pine

- 3/4 x 4**
- 199ALD** Alder
- 199KA** Knotty Alder



Fancy 4-Flute Casing

3/4 x 4

CA327P Poplar



Howe Casing

1-1/8 x 4-1/8

174MUL Ultralight MDF

- 1-1/16 x 4-1/8**
- 174P** Poplar



Monterey/ Colorado Casing

13/16 x 4-1/4

- 136MUL** Ultralight MDF
- PR136FJ** Primed FJ Pine
- 136ALD** Alder



Meridian Casing

7/8 x 4-1/4

149MUL-4 Ultralight MDF



Solano/Colonial Base/Casing

1/2 x 4-1/4

362-04 Oak
Formerly 118-04

362P-4 Poplar
Formerly 118P-4

9/16 x 4-1/4

362MUL-4 Ultralight MDF
Formerly 118MUL-4

PR362FJ-4 Primed FJ Pine
Formerly PR118FJ-4

362SP-4 Solid Pine
Formerly 118SP-4



Victorian Casing/ Chair Rail

11/16 x 4-1/4

184-0 Oak



Tuscany Casing

7/8 x 4-1/4

140MUL Ultralight MDF

- 140-0** Oak
- 140P** Poplar
- 7/8 x 4-1/2**
- 140VG** VG Doug Fir



Carolina Casing

1-3/16 x 4-1/4

185MUL Ultralight MDF



Boulder Casing

11/16 x 4-1/2

187MUL Ultralight MDF



Belvedere/ Sedona Casing

1-1/8 x 4-1/2

- 190P** Poplar
- 190ALD** Alder
- 1-3/16 x 4-1/2**
- 190MUL** Ultralight MDF



2 Round Edge Craftsman Casing

3/4 x 4-1/2

145MUL Ultralight MDF



Reversible 8-Flute & Reed Casing

9/16 x 5-1/2

158MUL-5 Ultralight MDF

3/4 x 5-1/2

171P Poplar



2 Eased Edge Mullion Casing

5/16 x 5-1/2

114VG-5 VG Fir

114QW0-5 Qtr. Sawn White Oak

114SMH-5 Sapele Mahogany

114WL-5 Walnut



1 Round Edge Craftsman Header

1-1/16 x 5-1/2

144MUL Ultralight MDF



Contemporary Casing

11/16 x 3-1/2

172MUL-3 Ultralight MDF

PR172FJ-3 Primed FJ Pine




Solano/Colonial Base/Casing

9/16 x 3-1/2

362MUL-3 Ultralight MDF
Formerly 118MUL-3

PR362FJ-3 Primed FJ Pine
Formerly PR118FJ-3



Tuscany Casing

13/16 x 3-1/2

CA364P Poplar



Howe Casing

1 x 3-1/2

177MUL Ultralight MDF

- 177P** Poplar
- 177ALD** Alder
- 177MH** Mahogany



Palisade Casing

7/8 x 3-1/2

185ALD Alder



Bel-Air Casing

1-3/16 x 3-1/2

189MUL Ultralight MDF



Chandler Casing

15/16 x 3-1/4

191MUL Ultralight MDF

DOOR HEADERS, BASE SHOE & BASEBOARDS

Door Headers




Door Header Casing
1-1/16 x 5-1/4
DH190P Poplar



2 Eased Edge Door Header Fillet
7/16 x 1-1/4
PR969FJ Primed FJ Pine
11/16 x 1-1/4
970LDF Light Density LDF
PR970FJ Primed FJ Pine
970P Poplar
970ALD Alder



Door Header Cap
1-3/4 x 2-1/4
HC150-O Oak
HC150P Poplar



Craftsman Door Header Cap
1-5/16 x 2-1/4
PRHC150FJ Primed FJ Pine
HC150VG VG Doug Fir
HC150ALD Alder

Base Shoe & Base Shoe Round/Radius Corners



Base Shoe
7/16 x 11/16
300BVG VG Doug Fir
3/8 x 3/4
PR300AFJ Primed FJ Pine
300AFJ FJ Pine
300ASP Solid Pine
300A-O Oak
PR300ALVL Primed LVL
1/2 x 3/4
PR300BFJ Primed FJ Pine
300BSP Solid Pine
300B-O Oak
300BP Poplar
300BALD Alder
300BC Cherry
300BMH Mahogany
300BMP Maple
PR300BLVL Primed LVL



Base Shoe Round Corner (Inside Radius: 3/4")
3/8 x 3/4
PR300AFJW Primed FJ Pine
300ASPW Solid Pine
300A-OW Oak
PR300ALVLW Primed LVL
1/2 x 3/4
PR300BFJW Primed FJ Pine
300BSPW Solid Pine
300B-OW Oak
300BPW Poplar
300BALDW Alder
300BCW Cherry
300BMHW Mahogany
300BMPW Maple
PR300BLVLW Primed LVL



Base Shoe Radius Corner
Over 3/8" - 7/16" Base Corner (Inside Radius: 1-3/16")
3/8 x 3/4
300ASPW1 Solid Pine
300A-OW1 Oak
1/2 x 3/4
300BSPW1 Solid Pine
300B-OW1 Oak
300BMPW1 Maple
Over 1/2" - 9/16" Base Corner (Inside Radius: 1-5/16")
3/8 x 3/4
300ASPW2 Solid Pine
300A-OW2 Oak
1/2 x 3/4
300BSPW2 Solid Pine
300B-OW2 Oak
300BPW2 Poplar
300BALDW2 Alder
300BCW2 Cherry
300BMPW2 Maple
Over 5/8" - 11/16" Base Corner (Inside Radius: 1-7/16")
3/8 x 3/4
300ASPW3 Solid Pine
1/2 x 3/4
300BSPW3 Solid Pine
300B-OW3 Oak

Round Corners

All baseboard profiles are available in radius corners for 3/4" drywall corners. Custom radius corners are available upon request.

Baseboards



Flat Base/Apron
7/16 x 1-1/2
301FJ FJ Pine
301SP Solid Pine



Combination Base & Shoe
7/16 x 1-9/16
308SP Solid Pine



Streamline Base
7/16 x 1-5/8
302SP Solid Pine



Streamline Base
1/2 x 1-5/8
303SP Solid Pine



Streamline Base
3/8 x 2-1/4
304MUL Ultralight MDF
PR304FJ Primed FJ Pine
304SP Solid Pine



Streamline Base
1/2 x 2-1/4
PR306FJ Primed FJ Pine
306BSP Solid Pine
1/2 x 2-1/2
306SP Solid Pine



Reversible Base
3/8 x 2-1/4
R304MUL-2 Ultralight MDF
PRR304FJ-2 Primed FJ Pine
R304SP-2 Solid Pine
R304VG-2 VG Doug Fir
R304-02 Oak
1/2 x 2-1/4
PRR305FJ-2 Primed FJ Pine
R306SP-2 Solid Pine



Coronado Base
7/16 x 2-1/4
PR314FJ-2 Primed FJ Pine



Streamline Base
7/16 x 2-1/2
PR305FJ Primed FJ Pine
305SP Solid Pine



Streamline Base
3/8 x 2-1/2
306-O Oak



Combination Base & Shoe
1/2 x 2-1/2
309SP Solid Pine



#1550 Base
7/16 x 2-1/2
313SP Solid Pine



#711 Base
3/8 x 2-1/2
310MUL Ultralight MDF
310-O Oak
7/16 x 2-1/2
310BMUL Ultralight MDF
PR310FJ Primed FJ Pine
310SP-SC Solid Pine
1/2 x 2-1/2
310SP Solid Pine
310VG VG Doug Fir

BASEBOARDS



#356 Base

1/2 x 2-1/2

319MUL Ultralight MDF



3-Step Base

1/2 x 2-1/2


321SP-2 Solid Pine



#711 Base

1/2 x 3

311LDF-3N Light Density LDF



Reversible Base

3/8 x 3-1/4

PRR304FJ-3 Primed FJ Pine

R304SP-3 Solid Pine


R304-03 Oak

1/2 x 3-1/4

PRR305FJ-3 Primed FJ Pine

R306SP-3 Solid Pine

R306VG-3 VG Doug Fir



Streamline Base

1/2 x 3-1/4

307BSP Solid Pine



**Scant Coronado/
#623 Base**

1/2 x 3-1/4

314BMUL-3SC Ultralight MDF



**Coronado/#623
Base**

1/2 x 3-1/4

314MUL-3SC Ultralight MDF

9/16 x 3-1/4

314MUL-3 Ultralight MDF

PR314FJ-3 Primed FJ Pine

314FJ-3 FJ Pine

314SP-3 Solid Pine

314VG-3 VG Doug Fir

314-03 Oak

314P-3 Poplar

314ALD-3 Alder

314KA-3 Knotty Alder

314C-3 Cherry

314MH-3 Mahogany

314MP-3 Maple



Colonial/#356 Base

7/16 x 3-1/4

PR320FJ Primed FJ Pine

1/2 x 3-1/4

320MUL Ultralight MDF

320SP Solid Pine



Peninsula Base

9/16 x 3-1/4

PR344FJ-3 Primed FJ Pine



Edgewood Base

9/16 x 3-1/4

PR347FJ-3 Primed FJ Pine



Sierra Base

9/16 x 3-1/4

351MUL Ultralight MDF



Riviera Base

9/16 x 3-1/4

PR356FJ-3 Primed FJ Pine



**Monterey/
Sonoma Base**

9/16 x 3-1/4

361MUL-3 Ultralight MDF



#366 Base

9/16 x 3-1/4

366MUL Ultralight MDF ^(A)



**Santa Fe/#175
Base**

9/16 x 3-3/8

338-03 Oak

9/16 x 3-7/16

PR338FJ-3 Primed FJ Pine

9/16 x 3-1/2

338MUL-3 Ultralight MDF



**Crescent/
Lancaster Base**

9/16 x 3-7/16

PR365FJ-3 Primed FJ Pine



**Streamline/
Bullnose Base**

3/8 x 3-1/2

307-0 Oak

7/16 x 3-1/2

PR307FJ Primed FJ Pine

307SP Solid Pine

9/16 x 3-1/2

307MUL Ultralight MDF



#711 Base

3/8 x 3-1/2

311MUL Ultralight MDF

311-0 Oak

311P-3 Poplar

311ALD-3 Alder

311MH-3 Mahogany

7/16 x 3-1/2

311BMUL Ultralight MDF

PR311FJ Primed FJ Pine

311SP Solid Pine

1/2 x 3-1/2

311VG VG Doug Fir



3-Step Base

1/2 x 3-1/2

321MUL-3 Ultralight MDF

321SP-3 Solid Pine



**Santa Clara/
Crescent Base**

9/16 x 3-1/2

339MUL Ultralight MDF



**Solano/Colonial
Base/Casing**

9/16 x 3-1/2

362MUL-3 Ultralight MDF

Formerly T18MUL-3 ▼

PR362FJ-3 Primed FJ Pine

Formerly PR118FJ-4 ▼



Monterey Base

7/16 x 3-1/2

335MUL Ultralight MDF



**1 Eased Edge
Craftsman Base**

7/16 x 3-1/2

387MUL-3 Ultralight MDF ^(A)

PR387FJ-3 Primed FJ Pine



**Mission/
Hermosa Base**

9/16 x 3-3/4

324MUL Ultralight MDF

324-0 Oak

324P Poplar

324C Cherry

324MP Maple



**Santa Fe/#175
Base**

9/16 x 3-3/4

338P-3 Poplar

BASEBOARDS



Cape Cod Base
7/16 x 3-7/8
313MUL Ultralight MDF



3-Step Base
1/2 x 4-1/8
321MUL-4 Ultralight MDF



Cape Cod Base
9/16 x 4-1/4
PR318BFJ-4 Primed FJ Pine



Solano/Colonial Base/Casing
9/16 x 4-1/4
362MUL-4 Ultralight MDF
Formerly 118MUL-4
PR362FJ-4 Primed FJ Pine
Formerly 118MUL-4
362SP-4 Solid Pine
Formerly 118SP-4
1/2 x 4-1/4
362-04 Oak
Formerly 118-04
362P-4 Poplar
Formerly 118P-4



Santa Fe/#175 Base
9/16 x 4-3/8
338P-4 Poplar
338ALD-4 Alder
338C-4 Cherry
338MH-4 Mahogany
9/16 x 4-1/2
338MUL-4 Ultralight MDF
PR338FJ-4 Primed FJ Pine



Victorian/Newport Base
9/16 x 3-7/8
329MUL Ultralight MDF ^(A)
329-0 Oak
329P Poplar
329ALD Alder
329KA Knotty Alder
329C Cherry
329MH Mahogany
329MP Maple



#711 Base
7/16 x 4-3/16
311MUL-4 Ultralight MDF
311LDF-4 Light Density LDF
311P-4 Poplar
311ALD-4 Alder
311MH-4 Mahogany




Santa Clara/Crescent Base
9/16 x 4-1/4
326MUL Ultralight MDF
326-0 Oak
326P Poplar



Montecito Base
9/16 x 4-1/4
PR371FJ-4 Primed FJ Pine



1 Eased Edge Craftsman Base
5/8 x 4-3/8
387-04 Oak
387P-4 Poplar
387ALD-4 Alder
387C-4 Cherry
387MH-4 Mahogany
387MP-4 Maple
7/16 x 4-1/2
PR387FJ-4 Primed FJ Pine
1/2 x 4-1/2
387MUL-4 Ultralight MDF ^(A)
387VG-4 VG Doug Fir



S3S Base
1/2 x 4
743MUL-4 Ultralight MDF



Coronado/#620 Base
9/16 x 4-1/4
314MUL-4 Ultralight MDF
PR314FJ-4 Primed FJ Pine
314-04 Oak
314P-4 Poplar
314ALD-4 Alder
314KA-4 Knotty Alder
314C-4 Cherry
314MH-4 Mahogany
314MP-4 Maple



Colonial Base
1/2 x 4-1/4
328VG-4 VG Doug Fir



Contemporary Base
9/16 x 4-1/4
PR372FJ-4 Primed FJ Pine



Cape Cod Base
9/16 x 4
318MUL-4 Ultralight MDF ^(A)
318SP-4 Solid Pine
318-04 Oak
318P-4 Poplar
318ALD-4 Alder
318C-4 Cherry
318MP-4 Maple



Monterey Base
7/16 x 4-1/4
PR316FJ Primed FJ Pine
316-0 Oak



Mission Bay Base
5/8 x 4-1/4
333P-4 Poplar



Imperial/#175 Base
9/16 x 4-1/4
PR325FJ Primed FJ Pine
9/16 x 4-3/8
325P Poplar
325ALD Alder
325C Cherry
325MP Maple
9/16 x 4-1/2
325MUL Ultralight MDF



Del Mar/New Hampshire Base
9/16 x 4-1/2
327MUL-4 Ultralight MDF



Meridian Base
9/16 x 4-1/4
349MUL-4 Ultralight MDF
PR349FJ-4 Primed FJ Pine



Monterey/Sonoma Base
9/16 x 4-1/2
361MUL-4 Ultralight MDF

BASEBOARDS



Carolina/ Palisade Base

9/16 x 4-1/2

PR380FJ Primed FJ Pine N/S



Victorian/ Newport Base

9/16 x 5

330MUL Ultralight MDF ^(A)

330-O Oak
330P Poplar
330ALD Alder
330KA Knotty Alder
330MH Mahogany
330MP Maple



Coronado/#618 Base

1/2 x 5-1/4

314MUL-5SC Ultralight MDF

9/16 x 5-1/4
314MUL-5 Ultralight MDF
PR314FJ-5 Primed FJ Pine
314SP-5 Solid Pine
314-O5 Oak
314P-5 Poplar
314ALD-5 Alder
314KA-5 Knotty Alder
314C-5 Cherry



Del Mar/New Hampshire Base

9/16 x 5-1/4


327MUL-5 Ultralight MDF



Peninsula Base

9/16 x 5-1/4

PR344FJ-5 Primed FJ Pine



S4S Notched Modern Base

9/16 x 4-1/2

392MUL-4 Ultralight MDF



Edgewood Base

9/16 x 5-3/16

PR347FJ-5 Primed FJ Pine



"B" Cape Cod Base

9/16 x 5-1/4

318BMUL Ultralight MDF



Victorian/ Newport Base

9/16 x 5-1/4

330BMUL Ultralight MDF

330B-O Oak
330BP Poplar
330BALD Alder



Meridian Base

9/16 x 5-1/4

349MUL-5 Ultralight MDF

PR349FJ-5 Primed FJ Pine



Mission/ Hermosa Base

9/16 x 5

323MUL Ultralight MDF

PR323FJ Primed FJ Pine

5/8 x 5

323-O Oak
323P Poplar
323C Cherry
323MH Mahogany
323MP Maple



Crescent Base

9/16 x 5-1/4

317MUL Ultralight MDF



Cape Cod Base

9/16 x 5-1/4

318MUL-5 Ultralight MDF ^(A)

PR318FJ-5 Primed FJ Pine
318SP-5 Solid Pine
318-O5 Oak
318P-5 Poplar
318ALD-5 Alder
318C-5 Cherry
318MP-5 Maple
318MH-5 Mahogany



Vintage/ Colonial Base

1/2 x 5-1/4

328VG-5 VG Doug Fir

9/16 x 5-1/4

328MUL-5 Ultralight MDF

PR328FJ-5 Primed FJ Pine

328P-5 Poplar

328ALD-5 Alder


328KA-5 Knotty Alder



Georgian Base

9/16 x 5-1/4

350MUL Ultralight MDF



Intrada Base

9/16 x 5

390MUL Ultralight MDF ^(A)



3-Step Base

1/2 x 5-1/4

PR321FJ-5 Primed FJ Pine



Monterey Base

9/16 x 5-1/4

341MUL Ultralight MDF



Sierra Base

1/2 x 5-1/4

352MUL-SC Ultralight MDF

9/16 x 5-1/4

352MUL Ultralight MDF

PR352FJ Primed FJ Pine


BASEBOARDS



Harris Base
9/16 x 5-1/4
355MUL Ultralight MDF



**Crescent/
Lancaster Base**
5/8 x 5-1/4
365MUL Ultralight MDF
PR365FJ-5 Primed FJ Pine




Contemporary Base
1/2 x 5-1/4
372MUL-5 Ultralight MDF
9/16 x 5-1/4
PR372FJ-5 Primed FJ Pine
1/2 x 5-1/2
372VG-5 VG Doug Fir



**1 Eased Edge
Craftsman Base**
5/8 x 5-7/16
387KA-5 Knotty Alder
1/2 x 5-1/2
387MUL-5 Ultralight MDF ^(A)
PR387FJ-5 Primed FJ Pine
387SP-5 Solid Pine
387VG-5 VG Doug Fir




Cape Cod Base
5/8 x 6
360P Poplar



Riviera Base
9/16 x 5-1/4
PR356FJ-5 Primed FJ Pine



Crescent Base
3/4 x 5-1/4
365P-5 Poplar



**Santa Fe/#175
Base**
9/16 x 5-1/4
338MUL-5 Ultralight MDF
9/16 x 5-3/8
338-05 Oak
338P-5 Poplar
338KA-5 Knotty Alder
338C-5 Cherry
338MH-5 Mahogany
338MP-5 Maple
9/16 x 5-7/16
PR338FJ-5 Primed FJ Pine



Bullnose Base
9/16 x 5-1/2
354MUL Ultralight MDF



S3S Base
1/2 x 6
743MUL-6 Ultralight MDF



**Solano/
Colonial Base**
9/16 x 5-1/4
362MUL-5 Ultralight MDF
Formerly 118MUL-5
362P-5 Poplar
Formerly 118P-5



#566 Base
9/16 x 5-1/4
368MUL Ultralight MDF



**Classic Beaded
Base**
9/16 x 5-7/16
359MUL Ultralight MDF
PR359FJ Primed FJ Pine



**S4S Notched
Modern Base**
9/16 x 5-1/2
392MUL-5 Ultralight MDF



Imperial/#175 Base
5/8 x 6
342MUL-6 Ultralight MDF ^(A)
342ALD-6 Alder
342KA-6 Knotty Alder



**Monterey/
Sonoma Base**
9/16 x 5-1/4
361MUL-5 Ultralight MDF
5/8 x 5-1/4
361-05 Oak
361P-5 Poplar
361KA-5 Knotty Alder
361C-5 Cherry
361MP-5 Maple
11/16 x 5-1/4
PR361FJ-5 Primed FJ Pine



Montecito Base
9/16 x 5-1/4
PR371FJ-5 Primed FJ Pine



**Santa Clara/
Crescent Base**
5/8 x 5-3/4
332P Poplar
11/16 x 5-3/4
332MUL Ultralight MDF



**Carolina/
Palisade Base**
9/16 x 6
PR385FJ Primed FJ Pine
5/8 x 6
385MUL Ultralight MDF
385-0 Oak
385ALD Alder

BASEBOARDS



Tuscany Base

11/16 x 6

375MUL Ultralight MDF
375-06 Oak
375P-6 Poplar
375C Cherry
375MH Mahogany
375MP Maple



Imperial/#175 Base

5/8 x 6-1/4

342P-6 Poplar
342MH-6 Mahogany
342MP-6 Maple



Plinth Base

11/16 x 6-1/2

389MUL Ultralight MDF



Mission Bay Base

9/16 x 7-1/4

333MUL Ultralight MDF
333P-7 Poplar



Laguna Base

9/16 x 7-1/4

343MUL Ultralight MDF



1 Eased Edge Craftsman Base

5/8 x 6

PR387FJ-6 Primed FJ Pine
387-06 Oak
387P-6 Poplar
387ALD-6 Alder
387KA-6 Knotty Alder
387C-6 Cherry
387MH-6 Mahogany
387MP-6 Maple



Savannah/Vermont Base

3/4 x 6-1/2

334MUL Ultralight MDF



Santa Fe/#175 Base

11/16 x 7-3/16

338P-7 Poplar



Malibu/Hermosa Base

9/16 x 7-1/4

340MUL Ultralight MDF
340P Poplar
340ALD Alder



Santa Clara/Crescent Base

5/8 x 7-1/4

345MUL Ultralight MDF



Vintage/Colonial Base

9/16 x 6-1/8


328MUL-6 Ultralight MDF ^(A)



Savannah/Vermont Base (Thin Version)

9/16 x 6-1/2

334BMUL Ultralight MDF



Coronado/#613 Base

9/16 x 7-1/4

314MUL-7 Ultralight MDF ^(A)



Imperial/#175 Base

5/8 x 7-1/4

342MUL-7 Ultralight MDF




Meridian Base

5/8 x 7-1/4

PR349FJ-7 Primed FJ Pine
349MUL-7 Ultralight MDF

BASEBOARDS



Sierra Base

9/16 x 7-1/4

353MUL Ultralight MDF



**Monterey/
Sonoma Base**

9/16 x 7-1/4

361MUL-7 Ultralight MDF

361-07 Oak

361P-7 Poplar

361ALD-7 Alder

361MH-7 Mahogany

361MP-7 Maple

11/16 x 7-1/4

PR361FJ-7 Primed FJ Pine



Contemporary Base

1/2 x 7-1/4

372MUL-7 Ultralight MDF

9/16 x 7-1/4

PR372FJ-7 Primed FJ Pine



Savannah Base

1 x 7-3/8


379MUL Ultralight MDF



Savannah Base

1 x 8-1/2

380MUL Ultralight MDF



Bullnose Base

9/16 x 7-1/4

358MUL Ultralight MDF



**Solano/
Colonial Base**

9/16 x 7-1/4

362MUL-7 Ultralight MDF

Formerly 118MUL-7




Tuscany Base

9/16 x 7-1/4

375P-7 Poplar

11/16 x 7-1/4

375VG-7 VG Doug Fir



**Victorian/
Newport Base**

9/16 x 8

331MUL Ultralight MDF



Camden Base

1 x 8-1/2

381MUL Ultralight MDF



**Classic Beaded
Base**

9/16 x 7-1/4

360MUL Ultralight MDF



Crescent Base

3/4 x 7-1/4


365P-7 Poplar



**1 Eased Edge
Craftsman Base**

1/2 x 7-1/4

387MUL-7 Ultralight MDF 



Imperial/#175 Base

5/8 x 8-1/4

342MUL-8 Ultralight MDF




Williamsburg Base

1 x 8-1/2


382MUL Ultralight MDF

BASEBOARD, DOOR STOP & DENTIL MOULDS

Baseboards



Santa Fe/#175 Base
9/16 x 9-1/4
338MUL-9 Ultralight MDF



Monterey/Sonoma Base
9/16 x 9-1/4
361MUL-9 Ultralight MDF

Door Stop



- 1 Round Edge Stop**
3/8 x 1/2
200SP Solid Pine
3/8 x 3/4
213SP Solid Pine
1/2 x 3/4
204SP Solid Pine
7/16 x 7/8
212SP Solid Pine
3/8 x 1
208SP Solid Pine
1/2 x 1
205SP Solid Pine
7/16 x 1-1/8
214SP Solid Pine
3/8 x 1-1/4
202BFJ FJ Pine
202SP Solid Pine
202-O Oak
202P Poplar
7/16 x 1-1/4
201MUL Ultralight MDF
201LDF Light Density LDF
PR201FJ Primed FJ Pine
201FJ FJ Pine
201SP Solid Pine
201VG VG Doug Fir
201-O Oak
201P Poplar
201ALD Alder
201C Cherry
201MH Mahogany
201MP Maple
1/2 x 1-1/4
206SP Solid Pine
7/16 x 1-3/8
PR216FJ Primed FJ Pine [Ⓐ]
216FJ FJ Pine
216SP Solid Pine
1/2 x 1-1/2
PR209FJ Primed FJ Pine
209VG VG Doug Fir
209-O Oak
209P Poplar
209ALD Alder
209C Cherry
209MH Mahogany
209MP Maple
3/8 x 1-5/8
203SP Solid Pine
7/16 x 1-5/8
217SP Solid Pine
1/2 x 1-5/8
207SP Solid Pine



1 Round Edge Stop
7/16 x 2-1/4
218SP Solid Pine



2 Round Edge Stop
3/8 x 1-1/4
202MUL Ultralight MDF
PR202FJ Primed FJ Pine
7/16 x 1-1/4
204MUL Ultralight MDF
1/2 x 1-3/8
203MUL Ultralight MDF



Ogee Stop
7/16 x 1-1/4
PR208FJ Primed FJ Pine



Colonial/Ogee Stop
7/16 x 1-3/8
210BFJ FJ Pine
PR210BFJ Primed FJ Pine
210BSP Solid Pine
1/2 x 1-3/4
210MUL Ultralight MDF



Colonial/Ogee Stop
1/2 x 1-3/4
PR210FJ Primed FJ Pine
210SP Solid Pine
210-O Oak
210P Poplar
210ALD Alder



Garage Door Stop
9/16 x 2-1/4
220FJ FJ Pine



Stop with Kerf
1/2 x 1-1/2
PR209KFJ Primed FJ Pine



Kerfed 1 Round Edge Stop with Vinyl
1/2 x 1-1/2 x 7'
PR211FJ Primed FJ Pine



Composite Sidelite Stop
3/8 x 5/8
PFSLSTOP Composite
WGSLSTOP Woodgrained Composite



Gray 3-Finger Vinyl for Kerfed Stop
1/8 x 5/16
9023 Vinyl



Ogee Stop
7/16 x 1-3/8
PR219FJ Primed FJ Pine
219SP Solid Pine
1/2 x 1-1/2
219-O Oak



Howe Stop
11/16 x 1-11/16
PR213FJ Primed FJ Pine

Dentil Moulds



Small Dentil Mould
5/8 x 1/2
DE73P Poplar



Large Dentil Mould
15/16 x 5/8
DE74P Poplar


CROWNS



Pediment Crown
1-3/16 x 1-1/2 P: 1 3/16" D: 1 1/2"
438MUL Ultralight MDF



Colonial Crown
1/2 x 1-5/8 P: 1 1/8" D: 1 5/8"
400-0 Oak
9/16 x 1-5/8 P: 1" D: 1 5/8"
PR400FJ Primed FJ Pine
400SP Solid Pine



Crown
1/2 x 1-5/8 P: 1" D: 1 1/4"
401-01 Oak
9/16 x 1-5/8 P: 1 5/16" D: 1 1/4"
401SP-1 Solid Pine



Bed/Cabinet Crown
1-7/16 x 1-3/4 P: 1 3/8" D: 1 3/4"
PR452FJ Primed FJ Pine
452P Poplar




**Corner Crown/
Mould**
1 x 1-7/8 P: 1" D: 1 1/8"
419MUL Ultralight MDF



Bed Mould
9/16 x 1-7/8 P: 1 3/8" D: 1 1/2"
420MUL Ultralight MDF
420ALD Alder



Bed Mould
9/16 x 1-7/8 P: 1 1/4" D: 1 3/8"
437ALD Alder




Crown
9/16 x 2-1/4 P: 1 3/8" D: 1 3/4"
401SP-2 Solid Pine
1/2 x 2-1/4 P: 1 1/2" D: 1 5/8"
401-02 Oak




Colonial Crown
1/2 x 2-1/4 P: 1 1/2" D: 1 5/8"
404-0 Oak
9/16 x 2-1/4 P: 1 3/8" D: 1 3/4"
PR404FJ Primed FJ Pine




Colonial Crown
9/16 x 2-1/4 P: 1 1/4" D: 1 5/8"
418SP Solid Pine



Craftsman Crown
9/16 x 2-3/8 P: 1 3/4" D: 1 3/4"
460MUL-2 Ultralight MDF



Bed Mould
9/16 x 2-1/2 P: 1 3/4" D: 1 5/8"
402MUL Ultralight MDF



Cornice
11/16 x 2-1/2 P: 1 1/8" D: 1 3/4"
PR402FJ Primed FJ Pine



Colonial Crown
9/16 x 2-5/8 P: 1 3/4" D: 2"
404MUL Ultralight MDF



Colonial Crown
1/2 x 2-3/4 P: 1 1/8" D: 2"
436-0 Oak
436P Poplar
436ALD Alder
436C Cherry
436MH Mahogany
436MP Maple
9/16 x 2-3/4 P: 1 1/8" D: 2 3/16"
436MUL Ultralight MDF
PR436FJ Primed FJ Pine
436SP Solid Pine



Classic Pediment Crown
1-3/8 x 2-3/4 P: 1 1/8" D: 2 3/4"
440MUL Ultralight MDF



Pediment Crown
1-3/16 x 3 P: 1 1/4" D: 3"
439MUL Ultralight MDF



Edge Bead Crown
9/16 x 3-1/8 P: 1 3/4" D: 2 5/8"
PR453FJ Primed FJ Pine



Single Beaded Crown
11/16 x 3-1/4 P: 2" D: 2 5/8"
PR441FJ Primed FJ Pine
441P Poplar



Crown
1/2 x 3-1/4 P: 2 1/2" D: 2 3/16"
401-03 Oak
9/16 x 3-1/2 P: 2 1/8" D: 2 3/4"
401SP-3 Solid Pine



Beaded Colonial Crown
1/2 x 3-1/4 P: 2 1/4" D: 2 3/8"
405B-0 Oak
405BP Poplar
405BMP Maple



Colonial Crown
1/2 x 3-1/4 P: 2 1/4" D: 2 3/8"
405-0 Oak
405P Poplar
405ALD Alder
405KA Knotty Alder
405C Cherry
405MH Mahogany
405MP Maple
9/16 x 3-1/4 P: 2 1/4" D: 2 3/8"
405MUL Ultralight MDF
9/16 x 3-3/8 P: 2" D: 2 3/4"
PR405FJ Primed FJ Pine
405SP Solid Pine



Contemporary Crown
9/16 x 3-3/8 P: 2 3/8" D: 2 3/16"
444MUL-3 Ultralight MDF




Double Bead Carolina Crown
3/4 x 3-3/8 P: 2 3/8" D: 2 3/8"
421MUL Ultralight MDF
11/16 x 3-7/16 P: 2 3/8" D: 2 3/8"
PR421FJ Primed FJ Pine
3/4 x 3-7/16 P: 2 3/8" D: 2 3/16"
421P Poplar



**Coronado/
Georgian Crown**
9/16 x 3-7/16 P: 2 1/2" D: 2 1/2"
426MUL Ultralight MDF



Bed Mould Crown
11/16 x 3-1/2 P: 2 3/8" D: 2 5/8"
CR820P Poplar



Colonial Crown
9/16 x 3-5/8 P: 2" D: 3"
405BSP Solid Pine



Colonial Crown
5/8 x 3-5/8 P: 2 1/8" D: 3 1/8"
446MUL Ultralight MDF



Dentil Ready Crown
3/4 x 3-3/4 P: 2 3/8" D: 2 3/4"
425MUL-3 Ultralight MDF
For dentil mould options, see page 46.



Dentil Crown
13/16 x 3-3/4 P: 2 5/8" D: 2 5/8"
CM74-0 Oak
CM74P Poplar
CM74MH Mahogany
CM74MP Maple

CROWNS



Crown
9/16 x 4-1/4 P: 2 1/4" D: 2 5/8"
403SP Solid Pine



Small Charleston Crown
9/16 x 4-1/4 P: 3 1/8" D: 3"
410MUL-4 Ultralight MDF
5/8 x 4-3/8 P: 3 1/8" D: 3 1/4"
PR410FJ-4 Primed FJ Pine



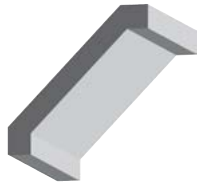
**Coronado/
Georgian Crown**
9/16 x 4-1/2 P: 3-1/8" D: 3-1/4"
412MUL Ultralight MDF
3/4 x 4-1/2 P: 3" D: 3 3/8"
412-O Oak
412P Poplar
412ALD Alder
412KA Knotty Alder
412C Cherry
412MH Mahogany
412MP Maple



Rafael Crown
11/16 x 4-5/8 P: 3" D: 3 1/2"
PR411FJ-4 Primed FJ Pine
3/4 x 4-5/8 P: 3 1/8" D: 3 1/2"
411MUL-4 Ultralight MDF



Imperial Crown
11/16 x 4-3/4 P: 3" D: 3 3/4"
CR810P Poplar



Craftsman Crown
11/16 x 4-1/4 P: 3" D: 3"
460MUL-4 Ultralight MDF



Coronado Crown
7/8 x 4-1/4 P: 3" D: 3 1/8"
434MUL Ultralight MDF
5/8 x 4-3/8 P: 3" D: 3 1/8"
PR434FJ Primed FJ Pine



Colonial Crown
11/16 x 4-1/2 P: 2 5/8" D: 3 3/4"
PR416FJ Primed FJ Pine



Cornice
1 x 4-5/8 P: 3 3/4" D: 3"
408MUL-4 Ultralight MDF



**Double Bead
Carolina Crown**
7/8 x 4-15/16 P: 3" D: 3 1/2"
PR423FJ Primed FJ Pine



Cornice
1-1/8 x 4-1/4 P: 2 1/2" D: 3 1/2"
407SP Solid Pine
1-3/16 x 4-1/4 P: 3 1/2" D: 2 5/8"
407MUL Ultralight MDF
1-1/8 x 4-1/2 P: 2 5/8" D: 3 1/2"
PR407FJ Primed FJ Pine



**Beaded Colonial
Crown**
5/8 x 4-1/2 P: 3 1/4" D: 3 1/8"
406B-O Oak
406BP Poplar
406BC Cherry
406BMP Maple



Savannah Crown
9/16 x 4-1/2 P: 3 1/8" D: 3-1/4"
422MUL Ultralight MDF



**Single Beaded
Crown**
11/16 x 4-5/8 P: 3" D: 3 5/16"
442MUL Ultralight MDF
13/16 x 4-5/8 P: 3" D: 3 3/8"
442P Poplar



Montecito Crown
5/8 x 5 P: 3 3/8" D: 3 1/2"
PR418FJ Primed FJ Pine



Colonial Crown
9/16 x 4-1/4 P: 3" D: 3 1/8"
406MUL Ultralight MDF
406VG VG Doug Fir
9/16 x 4-3/8 P: 2 3/4" D: 3 3/8"
PR406FJ Primed FJ Pine
9/16 x 4-1/2 P: 2 5/8" D: 3 3/8"
406SP Solid Pine
3/4 x 4-1/2 P: 3 1/8" D: 3 5/16"
406-O Oak
406P Poplar
406ALD Alder
406KA Knotty Alder
406C Cherry
406MH Mahogany
406MP Maple



Rancho Crown
3/4 x 4-1/2 P: 3 1/4" D: 3 1/4"
409MUL Ultralight MDF
13/16 x 4-1/2 P: 3 1/4" D: 3 1/8"
409-O Oak



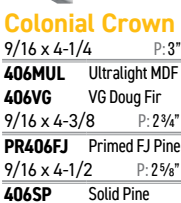
**Contemporary
Crown**
1 x 4-1/2 P: 3 1/4" D: 3 1/4"
444MUL-4 Ultralight MDF




**Double Bead
Carolina Crown**
11/16 x 4-5/8 P: 3 1/4" D: 3 1/4"
423BMUL Ultralight MDF
7/8 x 4-5/8 P: 3 1/4" D: 3 1/4"
423MUL Ultralight MDF
423P Poplar
423ALD Alder
423KA Knotty Alder
423C Cherry
423MP Maple




King George Crown
1-3/16 x 5 P: 3 3/8" D: 3 1/2"
465MUL-5 Ultralight MDF



Ogee Crown
3/4 x 4-9/16 P: 3 1/8" D: 3 1/4"
462MUL-4 Ultralight MDF



Craftsman Crown
11/16 x 4-5/8 P: 3 1/4" D: 3 1/4"
460VG VG Doug Fir



Dentil Crown
3/4 x 5 P: 3" D: 4 1/8"
CR864P Poplar

CROWNS



Charleston Crown
11/16 x 5 P: 3 3/4" D: 3 1/8"
410MUL-5 Ultralight MDF
11/16 x 5-1/4 P: 3 1/2" D: 3 5/8"
PR410FJ-5 Primed FJ Pine



Colonial Crown
9/16 x 5-1/4 P: 3 1/4" D: 4 1/4"
414LDF Light Density LDF



Crown
9/16 x 5-1/2 P: 3 1/4" D: 4 3/8"
404SP Solid Pine



Pembroke Crown
11/16 x 5-1/2 P: 3 1/4" D: 4 3/8"
CR880P Poplar



Charleston Crown
11/16 x 6 P: 4 1/2" D: 4"
410MUL-6 Ultralight MDF
PR410FJ-6 Primed FJ Pine
410SP-6 Solid Pine
410-06 Oak
3/4 x 6 P: 4 1/8" D: 4 1/2"
410P-6 Poplar
410ALD-6 Alder
410C-6 Cherry
410MH-6 Mahogany
410MP-6 Maple



Dentil Crown
11/16 x 5-1/16 P: 3" D: 4 3/8"
455LDF Light Density LDF




Beaded Colonial Crown
3/4 x 5-1/4 P: 3 3/4" D: 3 5/8"
414B-0 Oak
414BP Poplar
414BMP Maple



Dentil Ready Crown
13/16 x 5-1/2 P: 3 5/8" D: 4 3/8"
425MUL-5 Ultralight MDF
For dentil mould options, see page 46.



Contemporary Crown
1-1/8 x 5-5/8 P: 4" D: 4"
444MUL-5 Ultralight MDF



Nantucket/La Costa Crown
1-3/16 x 6 P: 3 1/4" D: 5"
453MUL Ultralight MDF



Rafael Crown
11/16 x 5-1/4 P: 4" D: 3 1/2"
PR411FJ-5 Primed FJ Pine
3/4 x 5-1/4 P: 3 7/8" D: 3 15/16"
411MUL-5 Ultralight MDF



Cape Cod Crown
9/16 x 5-1/4 P: 3 5/8" D: 3 3/4"
PR448FJ-5 Primed FJ Pine



Covington Crown
11/16 x 5-1/2 P: 3 1/2" D: 4"
CR806P Poplar




Cornice
1 x 6 P: 4 5/8" D: 3 7/8"
408MUL-6 Ultralight MDF



Regal Crown
1 x 6-1/4 P: 4 1/2" D: 4 1/2"
435MUL Ultralight MDF



Colonial Crown
9/16 x 5-1/4 P: 3 3/4" D: 3 3/4"
414MUL Ultralight MDF
PR414FJ Primed FJ Pine
414SP Solid Pine
414VG VG Doug Fir
11/16 x 5-1/4 P: 3 1/4" D: 4 1/8"
PR415FJ Primed FJ Pine
3/4 x 5-1/4 P: 3 3/8" D: 4 1/8"
414-0 Oak
414P Poplar
414ALD Alder
414KA Knotty Alder
414C Cherry
414MH Mahogany
414MP Maple



Craftsman Crown
3/4 x 5-1/4 P: 3 3/4" D: 3 3/4"
460MUL-5 Ultralight MDF



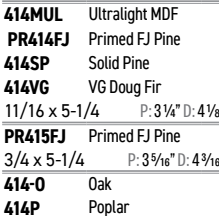
Dentil Crown
13/16 x 5-1/2 P: 3 1/2" D: 4 1/4"
CM73-0 Oak
CM73P Poplar
CM73MH Mahogany
CM73MP Maple



Cornice
1-1/8 x 6 P: 4 3/4" D: 3 15/16"
408-0 Oak
408P Poplar
408MP Maple



Rafael Crown
3/4 x 6-1/4 P: 4 1/8" D: 4 1/8"
411MUL-6 Ultralight MDF
1-1/16 x 6-5/16 P: 3 3/4" D: 5"
PR411FJ-6 Primed FJ Pine



Madison Crown
13/16 x 5-1/4 P: 4 1/8" D: 3 3/8"
C0705P Poplar



Lancaster Crown
13/16 x 5-1/2 P: 3 3/4" D: 4 1/16"
CR830P Poplar




Ogee Crown
7/8 x 6 P: 4 1/8" D: 4 1/16"
462MUL-6 Ultralight MDF

CROWNS



Cape Cod Crown

11/16 x 6-3/8 P: 4" D: 5"
PR448FJ-6 Primed FJ Pine
 3/4 x 6-7/16 P: 3 15/16" D: 4 15/16"
448MUL Ultralight MDF



Coronado/ Georgian Crown

3/4 x 6-1/2 P: 4 1/2" D: 4 3/4"
427MUL Ultralight MDF
 7/8 x 6-1/2 P: 4 1/4" D: 4 7/8"
427-0 Oak
427P Poplar
427ALD Alder
427C Cherry
427MP Maple



Reale Crown

1-1/4 x 6-7/8 P: 4 3/4" D: 4 7/8"
456P Poplar



Beaded Colonial Crown

3/4 x 7-1/8 P: 5 5/8" D: 4 5/8"
417B-0 Oak
 3/4 x 7-1/4 P: 5 5/8" D: 4 1/2"
417BALD Alder
417BC Cherry



Colonial Crown

9/16 x 6-1/2 P: 4 5/8" D: 4 1/2"
416MUL Ultralight MDF
 3/4 x 6-1/2 P: 4 1/2" D: 4 5/8"
416P Poplar



Bel-Air Crown

13/16 x 7 P: 4 1/2" D: 5 5/8"
CR800P Poplar



Double Bead Carolina Crown

1 x 7-3/16 P: 5 1/8" D: 5 1/8"
424LDF-7 Light Density LDF
 1-1/8 x 7-3/16 P: 5-1/8" D: 5-1/8"
424MUL-7 Ultralight MDF
PR424FJ-7 Primed FJ Pine



Double Bead Carolina Crown

1 x 6-1/2 P: 4 5/8" D: 4 5/8"
424MUL-6 Ultralight MDF
 1-1/8 x 6-1/2 P: 4 5/8" D: 4 9/16"
424P-6 Poplar
424ALD-6 Alder
424KA-6 Knotty Alder
424MH-6 Mahogany
424MP-6 Maple



Coronado Crown

7/8 x 6-9/16 P: 4 1/4" D: 4 15/16"
447MUL Ultralight MDF



Dentil Crown

13/16 x 7 P: 4 3/4" D: 5"
CR862-0 Oak
CR862P Poplar



King George Crown

1-3/16 x 7-1/4 P: 5 1/16" D: 5 1/8"
465MUL-7 Ultralight MDF




Del Mar Crown

1-3/16 x 6-3/4 P: 4 3/4" D: 4 3/4"
433MUL Ultralight MDF



Classic Crown

11/16 x 7 P: 4 7/8" D: 5 1/8"
415MUL Ultralight MDF



Tahoe Crown

1 x 7-1/4 P: 5 1/8" D: 5 1/8"
462VG VG Doug Fir


CROWN & BEAD MOULDS



Colonial Crown
9/16 x 7-1/4 P: 5" D: 5 1/4"
417MUL Ultralight MDF ^(A)
3/4 x 7-1/4 P: 5" D: 5 1/4"
417P Poplar
417ALD Alder
7/8 x 7-1/4 P: 5 1/8" D: 5 1/8"
PR417FJ Primed FJ Pine




Large Charleston Crown
1 x 8 P: 5 1/2" D: 5 1/2"
410MUL-8 Ultralight MDF
410P-8 Poplar
410MH-8 Mahogany




Corona Crown
1-3/16 x 8-1/2 P: 6 1/8" D: 5 7/8"
432MUL Ultralight MDF




Colonial Crown
11/16 x 8-7/8 P: 6 5/8" D: 6"
449MUL Ultralight MDF




Contemporary Crown
1-3/16 x 7-1/4 P: 5 1/8" D: 5 1/8"
444MUL-7 Ultralight MDF



Coronado/Georgian Crown
1-1/16 x 8 P: 5 1/2" D: 5 1/4"
428MUL Ultralight MDF



Del Mar Crown
1-3/16 x 8-1/2 P: 6 1/8" D: 6 1/8"
454MUL Ultralight MDF



Coronado/Georgian Crown
1 x 11-1/4 P: 8 5/8" D: 7 1/4"
429MUL Ultralight MDF

Bead Moulds



Ovolo Sticking
3/8 x 3/8
599VG VG Doug Fir



Insert Screen
3/16 x 1/2
590SP Solid Pine



Flat Screen Mould
1/4 x 3/4
591SP Solid Pine ^(A)
591-O Oak
591P Poplar



Scribe Mould
3/16 x 3/4
593SP Solid Pine
593-O Oak
593P Poplar
593ALD Alder
593C Cherry
593MH Mahogany
593MP Maple



Applied Bead Mould
3/8 x 3/4
598P Poplar



Flat Full-Lip Bead
3/4 x 1-1/16
582MP Maple



Glass Bead
3/8 x 3/8
597SP Solid Pine



Flush Bead
3/8 x 23/32
581-O Oak
581MP Maple



Beaded Screen Mould
1/4 x 3/4
592SP Solid Pine



Flat Hoffco
3/8 x 1
903SP Solid Pine



Drip Mould
3/4 x 1-1/4
904SP Solid Pine



Glass Bead
1/4 x 7/16
596SP Solid Pine



Beveled Flush Bead
1/2 x 23/32
583MP Maple



Parting Bead Mould
3/8 x 3/4
901SP Solid Pine



Cloverleaf
3/8 x 3/4
594SP Solid Pine
594-O Oak
594P Poplar
594ALD Alder
594C Cherry
594MH Mahogany
594MP Maple




Beveled Full-Lip Bead
3/4 x 1
580-O Oak
580MP Maple



Band Mould
11/16 x 1-5/8
900SP Solid Pine

PANEL MOULDS



Panel Mould

3/8 x 5/8

600SP Solid Pine
600-O Oak

5/8 x 3/4

601SP Solid Pine
601-O Oak

3/4 x 1

PR602FJ Primed FJ Pine

602SP Solid Pine

602-O Oak

602ALD Alder



Panel Mould

9/16 x 3/4


PR600FJ Primed FJ Pine



Pencil Mould

3/4 x 3/4

680P Poplar




Mantel Panel Mould

5/8 x 7/8

635-O Oak

635P Poplar



Panel Mould

7/8 x 1

630-O Oak

630P Poplar

630ALD Alder

630C Cherry

630MP Maple



Panel Mould

3/8 x 1-1/8

604SP Solid Pine



Panel Mould

7/16 x 1-1/8

PR609FJ Primed FJ Pine




Panel Mould

with 3/4" Rab't

1-1/8 x 1-3/16

623P Poplar



Panel Mould

1/2 x 1-1/4

629P Poplar



Panel Mould

3/4 x 1-5/16

631P Poplar

631ALD Alder

631C Cherry

631MH Mahogany

631MP Maple




Panel Mould

9/16 x 1-3/8

606SP Solid Pine

606-O Oak




Flat Astragal/ Panel Mould

11/16 x 1-5/8

PR646FJ Primed FJ Pine

11/16 x 1-3/4

646MUL Ultratright MDF



Flat Astragal/ Panel Mould

11/16 x 1-5/8

660MUL Ultratright MDF

PR660FJ Primed FJ Pine

660SP Solid Pine

3/4 x 1-5/8

660VG VG Doug Fir

660-O Oak

660P Poplar

660ALD Alder

660C Cherry

660MH Mahogany

660MP Maple



Panel Mould

11/16 x 1-3/8


PR603FJ Primed FJ Pine



Panel Mould

9/16 x 1-1/2

PR601FJ Primed FJ Pine



Panel or Brick Mould

1-1/16 x 1-1/2

603SP Solid Pine



Panel Mould

11/16 x 1-5/8


PR605FJ Primed FJ Pine

605-O Oak

3/4 x 1-5/8

605SP Solid Pine

605ALD Alder



#1139 Picture Mould

11/16 x 1-5/8

905SP Solid Pine



Beauty Mould

5/8 x 1-5/8


607SP Solid Pine



Picture Mould

11/16 x 1-3/4

PR916FJ Primed FJ Pine



Panel Mould

11/16 x 1-3/4

PR604FJ Primed FJ Pine




Beauty Mould

3/4 x 1-7/8

608SP Solid Pine


608-O Oak



Decorative Panel Mould

1 x 2


610SP Solid Pine



Panel Mould

3/4 x 2

618P Poplar
















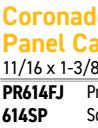

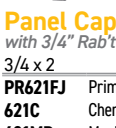



















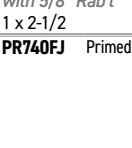


Raised Panel Mould

with 3/4" Rab't

1-3/16 x 2-3/16

611P Poplar

PANEL CAPS

					
Base or Panel Cap 9/16 x 3/4	Raised Panel Cap with 1/2" Rab't 3/4 x 1-1/4	Panel Cap with 3/8" Rab't 3/4 x 1-1/2	Panel Cap with 1/2" Rab't 3/4 x 1-3/4	Panel Cap with 3/4" Rab't 1-3/16 x 2	Panel Cap with 1/4" x 1" Rab't 3/4 x 2-5/16
612-0 Oak 612P Poplar 612ALD Alder 612MH Mahogany 612MP Maple	632-0 Oak 632P Poplar 632ALD Alder 632C Cherry 632MH Mahogany 632MP Maple	620SP Solid Pine	620-0 Oak 620P Poplar 620ALD Alder 620C Cherry 620MH Mahogany 620MP Maple	733MUL Ultralight MDF	PR734FJ Primed FJ Pine
					
Base Cap 9/16 x 3/4	Coronado Base/ Panel Cap 11/16 x 1-3/8	Panel Cap with 1/8" Rab't 1/2 x 1-1/2	Panel Cap with 3/4" Rab't 3/4 x 2	Coronado Wainscot Cap with 3/8" x 5/8" Rab't 11/16 x 2-1/8	Panel Cap with 9/16" Rab't 11/16 x 2-3/8
615SP Solid Pine	PR614FJ Primed FJ Pine 614SP Solid Pine 614-0 Oak 614P Poplar 614ALD Alder 614C Cherry 614MH Mahogany 614MP Maple	730SP Solid Pine	PR621FJ Primed FJ Pine 621C Cherry 621MP Maple 621MH Mahogany 621-0 Oak 621P Poplar 621ALD Alder	PR620BFJ Primed FJ Pine	619P Poplar
					
Panel Cap with 3/4" Rab't 9/16 x 1-1/8	Panel Cap with 3/8" Rab't 1-1/8 x 1-5/8	Panel Cap with 3/8" Rab't 1-1/8 x 1-5/8	Panel Cap with 1/2 - 5/8" Rab't 1-1/8 x 2	Coronado Wainscot Cap with 3/8" Rab't 11/16 x 2-1/8	Victorian Cap 11/16 x 2-7/16
624SP Solid Pine 624-0 Oak	732-0 Oak	625P Poplar	615P Poplar	620VG VG Doug Fir	PR628FJ Primed FJ Pine
					
Wainscot Cap with 1/4" Rab't 5/8 x 1-1/4	Wainscot Cap with 1/4" x 3/8" Rab't 7/16 x 1-3/8	Base Cap 3/4 x 1-11/16	Panel Cap with 1/4" Rab't 11/16 x 1-3/4	Raised Panel with 5/16" x 3/4" Rab't 1-3/16 x 2-3/16	Panel Cap with 3/8" Rab't 1 x 2-1/2
731SP Solid Pine	623SP Solid Pine	625P Poplar	616P Poplar	PR613FJ Primed FJ Pine	734MUL Ultralight MDF
					
Raised Panel Cap with 1/2" Rab't 3/4 x 1-1/4	Panel Cap with 1/4" x 3/4" Rab't 1-3/16 x 1-3/8	Panel Cap with 1/4" Rab't 11/16 x 1-3/4	Large Panel Cap 11/16 x 2 with 3/16" x 1-3/8" Rab't	T&G Cap with 1/4" Rab't 3/4 x 2-5/16	Contemporary Panel Cap with 5/8" Rab't 1 x 2-1/2
632-0 Oak 632P Poplar 632ALD Alder 632C Cherry 632MH Mahogany 632MP Maple	PR626FJ Primed FJ Pine	617P Poplar	PR625FJ Primed FJ Pine 3/4 x 2 with 1/4" x 1-3/8" Rab't	622ALD Alder	PR740FJ Primed FJ Pine
					
Raised Panel Cap with 1/4" x 3/4" Rab't 1-1/8 x 1-1/4	Decorative Base Cap 11/16 x 1-1/2	Panel Cap with 5/16 x 5/8" Rab't 1-1/8 x 1-3/4	Panel Cap with 1/4" x 1/2" Rab't 3/4 x 2	Panel Cap with 1/4" Rab't 3/4 x 2-5/16	Panel Cap with 1/4" Rab't 3/4 x 2-5/16
613SP Solid Pine 613-0 Oak 613P Poplar	628-0 Oak 628P Poplar 628C Cherry 628MH Mahogany 628MP Maple	738MUL Ultralight MDF	737MUL Ultralight MDF	622P Poplar	
					
Panel Cap with 1/4 x 11/16" Rab't 1-1/16 x 1-5/16	Panel Cap with 1/2" Rab't 1/2 x 1-1/2				
739MUL Ultralight MDF	730-0 Oak				

APRON & CHAIR RAILS

Apron



Apron

3/8 x 1-1/2

PR902FJ Primed FJ Pine



Flat Base/Apron

7/16 x 1-1/2

301SP Solid Pine



Apron

5/8 x 2-1/4

PR904FJ Primed FJ Pine

Chair Rail



Chair Rail

1/2 x 1-1/2

650SP Solid Pine



Colonial Chair Rail

11/16 x 2-1/2

652SP Solid Pine



Coronado Casing/ Chair Rail

5/8 x 2-5/8

1455P Solid Pine



Colonial Chair Rail

11/16 x 3

653MUL Ultralight MDF

PR653FJ Primed FJ Pine

3/4 x 3

653P Poplar

653C Cherry

653MH Mahogany



Traditional Chair Rail

5/8 x 4-1/2

656MUL Ultralight MDF



Bead & Barrel Chair Rail

1/2 x 2

648P Poplar



Beaded Chair Rail

1/2 x 2-7/8

658-0 Oak



Bead & Barrel Chair Rail

3/4 x 3

649MUL Ultralight MDF

649P Poplar



Malibu Chair Rail

1 x 3-1/2

647MUL Ultralight MDF



Chair Rail Backer with 2-9/16" Face

9/16 x 3-1/2

PR670FJ Primed FJ Pine



Chair Rail

11/16 x 2-1/8

PR657FJ Primed FJ Pine



Chair Rail with 3/8" Rab't

13/16 x 2-5/8

659P Poplar



Chair Rail with 1/2" Rab't

3/4 x 3

654P Poplar



Chair Rail

9/16 x 2

651BSP Solid Pine

9/16 x 2-1/2

651MUL Ultralight MDF

PR651FJ Primed FJ Pine

651SP Solid Pine

1/2 x 2-1/2

651-0 Oak



Colonial Chair Rail

9/16 x 2-5/8

655MUL Ultralight MDF

5/8 x 2-5/8

PR655FJ Primed FJ Pine

655-0 Oak



Chair Rail

3/4 x 3-1/4

656P Poplar



Victorian Casing/ Chair Rail

11/16 x 4-1/4

184-0 Oak



Chair Rail Backer

9/16 x 4-3/8

PR671FJ Primed FJ Pine

HAND RAILS, THRESHOLD & SILLS


Handrail



Small Handrail
1-1/2 x 1-7/8
F926 Doug Fir



Small #6010 Handrail
1-1/2 x 1-7/8
F932 Doug Fir
932P Poplar



Standard Handrail
1-1/2 x 2-3/8
F925 Doug Fir
925-0 Oak



"B" Mushroom Handrail
1-3/8 x 2-3/8
928-0 Oak
1-1/2 x 2-1/2
F928 Doug Fir



Oval Handrail
1-1/2 x 2-1/4
F927 Doug Fir



#6010 Handrail
2-1/4 x 2-3/8
931P Poplar



Small Handrail with 1/4" x 1-1/4" Plow
1-1/2 x 1-7/8
F926PL Doug Fir



Small #6010 Handrail with 1/4" x 1-1/8" Plow
1-1/2 x 1-7/8
F932PL Doug Fir
932PPL Poplar



Standard Handrail with 1/4" x 1-1/4" Plow
1-1/2 x 2-3/8
F925PL Doug Fir
925-OPL Oak



"B" Mushroom Handrail with 1/4" x 1-1/4" Plow
1-3/8 x 2-3/8
928-OPL Oak
1-1/2 x 2-1/2
F928PL Doug Fir



Oval Handrail with 1/4" x 1-1/8" Plow
1-1/2 x 2-1/4
F927PL Doug Fir



#6010 Handrail with 1/4" x 1-1/4" Plow
2-1/4 x 2-3/8
931PPL Poplar



Flat Bottom Handrail
1-1/2 x 1-11/16
951R Redwood
F951FJ FJ Doug Fir



Mushroom Handrail
1-7/16 x 1-15/16
F955 Doug Fir
F956FJ FJ Doug Fir
F956 Doug Fir
1-5/8 x 2-3/8
956-0 Oak



Fillet
3/8 x 1-1/4
951-0 Oak
951P Poplar



Shoe Rail with 1/4" x 1-1/4" Plow
3/4 x 2-1/2
950-0 Oak



Handrail Brackets
3/8 x 5/8
BHB Brass Plated
CHB Chrome Plated

T-Mould, Reducer & Threshold



Reducer
1/2 x 2
894-0 Oak
894C Cherry
894MP Maple



Variable Reducer
11/16 x 2
893-0 Oak
893C Cherry
893MP Maple



Threshold
5/8 x 3-1/2 (Lineal 3'-16")
850-0 Oak
5/8 x 3-1/2 x 37"
850-03 Oak



T-Mould
5/8 x 2
892-0 Oak
892C Cherry
892MP Maple



Reducer
3/4 x 2-1/4
899-0 Oak
899MP Maple



Threshold
3/4 x 3-1/2 (Lineal 3'-16")
851-0 Oak
3/4 x 3-1/2 x 37"
851-03 Oak



Threshold
1 x 3-1/2 (Lineal 3'-16")
854-0 Oak
1 x 3-1/2 x 37"
854-03 Oak



Threshold
3/4 x 3-5/8 (Lineal 3'-16")
860-0 Oak



Threshold
3/4 x 4-1/2 (Lineal 3'-16")
853-0 Oak
3/4 x 4-1/2 x 37"
853-03 Oak



Threshold
3/4 x 4-5/8 (Lineal 3'-16")
858-0 Oak



Threshold
3/4 x 5-1/2 (Lineal 3'-16")
852-0 Oak
3/4 x 5-1/2 x 37"
852-03 Oak



Threshold
1-1/16 x 5-5/8 (Lineal 3'-16")
859-0 Oak

Exterior Sills



Sill
1-1/16 x 5-1/4
50S Oak



Aluminum Sill
For Inswinging Doors Only
1-1/8 x 5-3/4
AS1 Mill Finish
BS1 Bronze Finish
1-1/8 x 7-3/4
AS2 Mill Finish
BS2 Bronze Finish



Sill
1-1/16 x 7-1/4
70S Oak



Reversible Sill
1-3/8 x 7-1/4
8RV5 Redwood



Sill
1-3/8 x 7-1/4
8RS Redwood



Sill with Detail
1-3/8 x 7-1/4
8RSD Redwood



Beveled Sill
1-1/4 x 7-1/8
80S Oak
80S-42 Oak (42" length)
1-1/4 x 8-7/8
100S Oak
1-1/4 x 11-1/4
120S Oak



Flat Sill
1-1/4 x 7-1/8
8FOS Oak
1-1/4 x 8-7/8
10FOS Oak
1-1/4 x 11-1/4
12FOS Oak

ASTRAGALS & MULL POSTS

Astragals For weatherstrip options, see page 64.



T-Astragal
for 1-3/8" Doors
1-1/4 x 2

- 662FJ** FJ Pine
- 662SP** Solid Pine
- 662VG** VG Doug Fir
- 662-O** Oak
- 662ALD** Alder



T-Astragal
for 1-3/8" Doors
1-1/4 x 2

- 662B-O** Oak



Contemporary T-Astragal with Weatherstrip Kerf
for 1-3/4" Doors
1-1/2 x 3-1/8

- 667VG** VG Doug Fir
- 667P** Poplar
- 667SMH** Sapele Mahogany
- 667WL** Walnut



Flat Astragal/Panel Mould

- | | | | |
|---------------|-------------------------------|-------------|--------------------------|
| 11/16 x 1-5/8 | 660MUL Ultralight MDF | 3/4 x 1-5/8 | 660VG VG Doug Fir |
| | PR660FJ Primed FJ Pine | | 660-O Oak |
| | 660SP Solid Pine | | 660P Poplar |
| | | | 660ALD Alder |
| | | | 660C Cherry |
| | | | 660MH Mahogany |
| | | | 660MP Maple |



Flat Astragal/Panel Mould

- 11/16 x 1-5/8
- PR646FJ** Primed FJ Pine
- 11/16 x 1-3/4
- 646MUL** Ultralight MDF



T-Astragal
for 1-3/4" Doors
1-1/4 x 2-1/4

- 661FJ** FJ Pine
- 661SP** Solid Pine
- 661P** Poplar



T-Astragal
for 1-3/4" Doors
1-1/4 x 2-1/4

- 661VG** VG Doug Fir
- 661-O** Oak
- 661ALD** Alder
- 661MH** Mahogany



T-Astragal with Weatherstrip Kerf
for 2-1/4" Doors
1-1/2 x 3-3/8

- 664VG** VG Doug Fir



T-Astragal with Weatherstrip Kerf
for 1-3/4" Doors
1-1/2 x 2-7/8

- 663VG** VG Doug Fir
- 1-3/8 x 3

- 663-O** Oak
- 663P** Poplar
- 663ALD** Alder
- 663MH** Mahogany
- 663SMH** Sapele Mahogany
- 663WL** Walnut



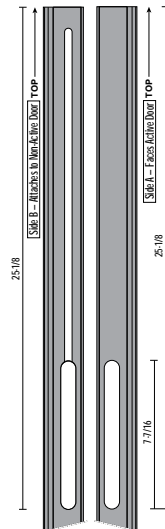
Thick T-Astragal with Weatherstrip Kerf
for 1-3/4" Doors
1-5/8 x 3

- 663BVG** VG Doug Fir
- 663B-O** Oak
- 663BP** Poplar
- 663BALD** Alder



Composite T-Astragal
1-1/2 x 3-1/4

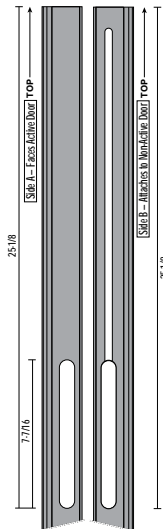
- PFAST8** Composite
- WGAST8** Woodgrained Composite



Left Hand T-Astragal
for 1-3/8" Door
& Prepped for 7" WW Flush Bolt

1-1/2 x 2 x 8'

- 665FJ-LH** FJ Pine



Right Hand T-Astragal
for 1-3/8" Door
& Prepped for 7" WW Flush Bolt

1-1/2 x 2 x 8'

- 665FJ-RH** FJ Pine

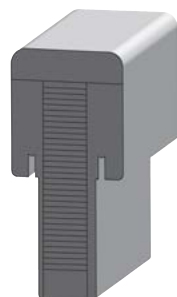


Flip Lever Extension Flush Bolt

for use with 665FJ-LH and 665FJ-RH
18"

- EXTFB18BC** Bright Chrome
- EXTFB18DB** Dark Bronze
- EXTFB18SN** Satin Nickel


Mull Posts & Cover



Mull Post

1 x 2 x 4-3/8

- PGLVL438MULL8** Paintgrade LVL
- ALVL438MULL8** Select Alder
- MHLVL438MULL8** Mahogany
- OLVL438MULL8** Red Oak
- VGFLVL438MULL8** VG Fir
- FSISMP68** FrameSaver (68")
- FSISMP80** FrameSaver (80")
- FSOSMP68** FrameSaver (68")
- FSOSMP80** FrameSaver (80")



Fat Boy Mull Post

1-1/2 x 2-1/2 x 4-3/8

- PGLVL212MULL8** Paintgrade LVL
- ALVL212MULL8** Select Alder
- MHLVL212MULL8** Mahogany
- OLVL212MULL8** Red Oak
- VGFLVL212MULL8** VG Fir
- FSISFBMP68** FrameSaver (68")
- FSISFBMP80** FrameSaver (80")
- FSOSFBMP68** FrameSaver (68")
- FSOSFBMP80** FrameSaver (80")



Mull Cover

1 x 2

- PFMULLC8** Composite
- WGMULLC8** Woodgrained Composite

NOSE & COVE, ROUNDS, SKIRTBOARD & CORNER GUARD

Nose & Cove



Cove
3/8 x 3/8

520SP	Solid Pine
1/2 x 1/2	
521SP	Solid Pine
521-O	Oak
521P	Poplar
521ALD	Alder
521MH	Mahogany
521MP	Maple
5/8 x 5/8	
522SP	Solid Pine
11/16 x 11/16	
PR523FJ	Primed FJ Pine
PR523LVL	Primed LVL
523VG	VG Doug Fir
3/4 x 3/4	
523SP	Solid Pine
523R	Redwood
523-O	Oak
523P	Poplar
523ALD	Alder
523C	Cherry
523MH	Mahogany
523MP	Maple
1 x 1	
524SP	Solid Pine



Decorative Cove
3/4 x 3/4

528SP	Solid Pine
--------------	------------




Nosing
1-1/8 x 1-7/16

PR913FJ	Primed FJ Pine
----------------	----------------



Nose & Cove
with 11/16" x 7/8" Rab't
1-3/4 x 1-3/4

PR910BFJ	Primed FJ Pine
-----------------	----------------



Sprung Cove
5/8 x 1-5/8 P: 1-1/8" D: 1-1/8"

525SP	Solid Pine
11/16 x 1-3/4 P: 1-1/8" D: 1-5/16"	
525BSP	Solid Pine



Linoleum Cove
7/16 x 1-1/4

527SP	Solid Pine
5/8 x 1-1/2	
527BSP	Solid Pine




Nose & Cove
1 x 1-5/8

909SP	Solid Pine
909-O	Oak
909P	Poplar
909ALD	Alder
1-1/4 x 1-3/4	
PR909FJ	Primed FJ Pine



Rab't Nose & Cove
1-3/4 x 1-3/4
with 11/16" x 11/16" Rab't

PR910FJ	Primed FJ Pine
1-3/4 x 1-3/4 with 3/4" Rab't	
910-O	Oak
910P	Poplar



Sprung Cove
5/8 x 2-1/4 P: 1-5/8" D: 1-1/2"

526SP	Solid Pine
--------------	------------



Bullnose Stepping
1 x 11-1/4

890VG	VG Doug Fir
--------------	-------------



Nosing
with 11/16" x 2-1/8" Rab't
1-1/16 x 3-1/2

913-O	Oak
--------------	-----



Bar Nosing
1-1/4 x 3-1/2

49-O	Oak
-------------	-----



Bar Nosing
1-3/8 x 5

50-O	Oak
-------------	-----

Rounds (Quarter, Half & Full)



Quarter Round
1/4 x 1/4

500SP	Solid Pine
3/8 x 3/8	
501SP	Solid Pine
1/2 x 1/2	
502SP	Solid Pine
502-O	Oak
502P	Poplar
502C	Cherry
502MH	Mahogany
502MP	Maple
5/8 x 5/8	
503SP	Solid Pine
11/16 x 11/16	
PR504FJ	Primed FJ Pine
PR504LVL	Primed LVL
504VG	VG Doug Fir
3/4 x 3/4	
504SP	Solid Pine
504R	Redwood
504-O	Oak
504P	Poplar
504ALD	Alder
504C	Cherry
504MH	Mahogany
504MP	Maple
1 x 1	
505SP	Solid Pine



Half Round
1/4 x 1/2

570SP	Solid Pine
5/16 x 5/8	
571SP	Solid Pine
3/8 x 3/4	
572SP	Solid Pine
572-O	Oak
572P	Poplar
572C	Cherry
572MH	Mahogany
572MP	Maple
1/2 x 1	
573SP	Solid Pine
5/8 x 1-1/4	
574SP	Solid Pine
3/4 x 1-1/2	
575P	Poplar
1 x 2	
576P	Poplar



Full Round
1/2

F806	Doug Fir
3/4	
800SP	Solid Pine
F800	Doug Fir
1	
801SP	Solid Pine
F801	Doug Fir
1-1/4	
802FJ	FJ Pine
802LVL	Paintgrade LVL
802SP	Solid Pine
F802	Doug Fir
F802FJ	FJ Doug Fir
1-3/8	
803SP	Solid Pine
F803	Doug Fir
803-O	Oak
1-1/2	
F804FJ	FJ Doug Fir
1-5/8	
F804	Doug Fir
1-7/8	
F805	Doug Fir

Skirt Board



Skirt Board
12mm x 11-1/4

889MDF	MDF
---------------	-----

Outside Corner Guard



Outside Corner Guard
3/4 x 3/4

720SP	Solid Pine
720-O	Oak
1-3/8 x 1-3/8	
722SP	Solid Pine



Detail Outside Corner Guard
1-1/8 x 1-1/8

721SP	Solid Pine
721-O	Oak
721P	Poplar
721ALD	Alder
723SP	Solid Pine
723-O	Oak
723P	Poplar
723C	Cherry

STOOL, WALL CAPS, HOOK & CLEAT

Stool



Stool
7/16 x 1-1/8
995P Poplar




Rab't Stool
with 1/8" x 1" Rab't
1/2 x 1-7/16
997P Poplar



Rab't Stool
7/8 x 2-1/2
981SP Solid Pine
7/8 x 3-1/2
982SP Solid Pine
7/8 x 5-1/2
984SP Solid Pine



Window Stool
1-1/16 x 2
PR996FJ Primed FJ Pine
996P Poplar



Lintel Mould
1-1/16 x 4-1/2
998P Poplar



Flat Stool
11/16 x 4-3/4
980SP Solid Pine
11/16 x 5-1/2
979SP Solid Pine
11/16 x 7-1/4
985SP Solid Pine



Raw Beveled Stool
11/16 x 4-3/4
986LDF Light Density LDF
11/16 x 6-3/4
987LDF Light Density LDF



Thick Beveled Stool
1 x 4-3/4
976LDF Light Density LDF
1 x 7-1/4
977LDF Light Density LDF



Raw Ogee Window Stool
11/16 x 4-1/2
990FJ FJ Pine
990SP Solid Pine
11/16 x 5-1/4
992FJ FJ Pine (A)
992-0 Oak
11/16 x 5-7/16
992P Poplar
11/16 x 5-1/2
992SP Solid Pine
11/16 x 6-1/2
993FJ FJ Pine
11/16 x 7-1/4
994FJ FJ Pine (A)
994-0 Oak
994P Poplar

Primed Ogee Window Stool
11/16 x 4-1/2
PR990FJ Primed FJ Pine
11/16 x 4-3/4
PR990LDF Light Density LDF
11/16 x 5-1/4
PR992LDF Light Density LDF (A)
PR992FJ Primed FJ Pine
11/16 x 6-1/2
PR993LDF Light Density LDF
11/16 x 7-1/4
PR994LDF Light Density LDF
PR994FJ Primed FJ Pine
1-3/16 x 8-1/4
PR999LDF Light Density LDF



Primed Double Ogee Cap
11/16 x 7-1/4
996LDF Light Density LDF



Primed Bullnose Stool
1-1/4 x 8-1/4
PR995LDF Light Density LDF



Rab't Beveled Stool
1-1/4 x 6-3/4
978P Poplar

Wall Cap



2 Eased Edge Wall Cap
11/16 x 1-1/2
1098MUL Ultralight MDF
1098LDF Light Density LDF
11/16 x 2-1/2
1099MUL Ultralight MDF
1099LDF Light Density LDF
11/16 x 3-1/2
1100MUL Ultralight MDF
1100LDF Light Density LDF
11/16 x 5-1/2
1101MUL Ultralight MDF
1101LDF Light Density LDF
1-1/4 x 5-1/2
1102LDF Light Density LDF
11/16 x 7-1/4
1103MUL Ultralight MDF
1103LDF Light Density LDF
1-1/4 x 7-1/4
1104LDF Light Density LDF
11/16 x 6-1/2
1105MUL Ultralight MDF
1105LDF Light Density LDF
11/16 x 11-1/4
1106LDF Light Density LDF
1-1/4 x 11-1/4
1107LDF Light Density LDF
1-1/16 x 3-1/2
1108MUL Ultralight MDF
1108LDF Light Density LDF

Hook & Cleat



1 Eased Edge Cleat
9/16 x 1-1/2
10FB Fiberboard (A)



Square Edge Cleat
9/16 x 1-1/2
10FJ FJ Pine



Melamine Hook
1 Edge Banded
5/8 x 3-1/4
MLH Melamine



#2 Common Pine Hook (1x4)
3/4 x 3-1/2
CH Solid Pine



Raw 1 Eased Edge Hookstrip
9/16 x 3-1/4
15FB Fiberboard (A)
15FJ FJ Pine

Closet



Plastic Shelf Supports
(Sold 12/bag)
5/8 x 7/16 x 3/8 with
5/16" pin
SS



Chrome Oval Pole (18 Gauge)
5/16 x 1-3/16
CPO Chrome




Chrome Round Pole (16 Gauge)
1-1/16"
CPR Chrome



Chrome (Nickel) Rosettes for Round Pole
(Sold in pairs)
2-1/2 x 1-5/8 x 1
CRR Chrome



Plastic Closet Pole Rosettes
(Sold in pairs)
2-1/16 x 2-1/16 x 3/4
PR Plastic



Wood Closet Pole Rosettes
(Sold in pairs)
2 x 2 x 5/8
WR Wood



Chrome Oval Pole Supports
(for use with oval pole only)
5/16 x 1-3/16
CPS-O Chrome



Chrome (Nickel) Rosettes for Oval Pole
(Sold in pairs)
2-13/16 x 13/16 x 1/2
with 5/16" mounting pins
CRO Chrome



Chrome (Nickel) Rosettes for Oval Pole without Mounting Pins
(Sold in pairs)
2-13/16 x 13/16 x 1/2
CRO-NO Chrome



Swivel End Shelving Bracket
12-1/2 x 10-1/8
4700



Shelving Bracket
12-3/4 x 9-5/8
4750



Heavy Duty Shelving Bracket
12-5/8 x 10-3/8
4800



Edge Banding
5/8" x 250'
EB1
3/4" x 250'
EB2



White Plastic Pole Cover
for 1-1/4" or 1-3/8"
Full Rounds
Available in 12' Lengths
PC Plastic



Aromatic Cedar T&G Closet Lining
5/16 x 3-7/8
3CL Cedar
5/16 x 4-7/8
4CL Cedar

Shelving



Bullnose Edge Shelving

5/8 x 11-1/4	11/16 x 11-1/4	3/4 x 11-1/4
11PB Particle Board (A)	11MDF-BN MDF	11PB-BN Particle Board
5/8 x 15-1/4	11/16 x 15-1/4	3/4 x 15-1/4
12PB Particle Board (A)	12MDF-BN MDF	16PB-BN Particle Board
5/8 x 23-1/4	11/16 x 23-1/4	3/4 x 23-1/4
13PB Particle Board (A)	24MDF-BN MDF	24PB-BN Particle Board
		18PB Particle Board



Flat Edge Shelving

11/16 x 11-1/4	11/16 x 23-1/4
11MDF-F MDF (A)	13MDF-F MDF (A)
11/16 x 15-1/4	11/16 x 30-1/2
16MDF-F MDF (A)	30MDF-F MDF

#2 Common Pine Shelving

11/16 x 11-1/4
PS Solid Pine



2 Eased Edge One Side Shelving

11/16 x 11-1/4	11/16 x 15-1/4
11MDF-2E MDF	12MDF-2E MDF



Melamine Shelving

MS1 5/8 x 11-1/4	MS4 3/4 x 11-1/4	(Available Lengths: 8', 12')
MS2 5/8 x 15-3/4	MS5 3/4 x 15-1/4	(Available Lengths: 8', 12')
MS3 5/8 x 23-1/4	MS6 3/4 x 23-1/4	(Available Lengths: 8', 12')



Melamine Pre-Drilled Dividers
All dividers are pre-drilled, all the way through.
Holes are 3/16" diameter (+/- 1/16") and space 1-1/4" apart.

MD1 5/8 x 11-1/2	2 Sets of Holes	MD4 3/4 x 11-1/2	2 Sets of Holes
MD2 5/8 x 15-1/2	2 Sets of Holes	MD5 3/4 x 15-1/2	2 Sets of Holes
MD3 5/8 x 23-1/2	3 Sets of Holes	MD6 3/4 x 23-1/2	3 Sets of Holes

T&G WAINSCOT & SHIPLAP



Beaded T&G Shiplap

5/16 x 3-3/8

2003ALD Alder



Beaded T&G Wainscot

3/8 x 3-1/4

2000KP Knotty Pine

3/8 x 3-3/8

2000SP Solid Pine

3/8 x 3-1/2

2000LDF Light Density LDF

3/8 x 3-7/8

PR2000FJ Primed FJ Pine



Beaded T&G Wainscot

9/16 x 5-3/8

PR2002FJ Primed FJ Pine



Beaded T&G Wainscot

3/8 x 5-1/2

2002LDF Light Density LDF

9/16 x 5-1/2

2002SP Solid Pine



Reversible Beaded/Flat T&G Wainscot

3/8 x 3-1/4

R2000VG VG Doug Fir

3/8 x 3-3/8

R2000-O Oak

R2000P Poplar

R2000ALD Alder



Reversible Beaded/V-Groove T&G Wainscot

1/2 x 3-5/16

PR2004FJ Primed FJ Pine



Reversible Beaded/Flat T&G Wainscot


9/16 x 5-3/8

R2003VG VG Doug Fir



Protected T&G Beaded Wainscot

5/8 x 4

801BG Bodyguard 



Flat T&G Wainscot

3/8 x 3-1/4

PR2001FJ Primed FJ Pine

3/8 x 3-3/8

2001SP Solid Pine

2001KP Knotty Pine

3/8 x 3-1/2

2001LDF Light Density LDF



Flat T&G Wainscot

3/8 x 5-1/2

2003LDF Light Density LDF

9/16x5-1/2

2003SP Solid Pine



Flat V-Groove Ceiling Panel


3/4 x 5-3/8

PR2003FJ Primed FJ Pine



Protected T&G Beaded Wainscot

1 x 6

802BG Bodyguard 



Reversible V-Groove/Nickel Gap T&G Wainscot

5/8 x 5-1/2

2007LDF Light Density LDF 

PR2007FJ Primed FJ Pine



Reversible Single/Double Nickel Gap T&G Wainscot

5/8 x 7-3/8

2009LDF Light Density LDF 

PR2009FJ Primed FJ Pine



Shiplap *with 3/16" Gap*

5/8 x 6

2010LDF Light Density LDF 

5/8 x 8

2011LDF Light Density LDF 



Reversible V-Groove/Nickel Gap T&G Wainscot

5/8 x 7-3/8

2012LDF Light Density LDF



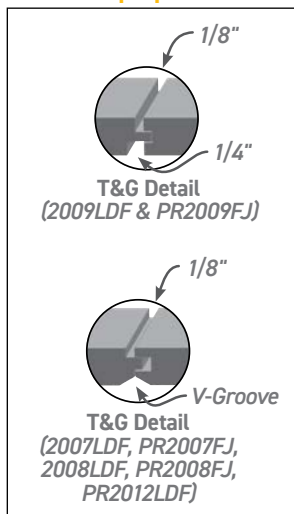
Reversible V-Groove/Nickel Gap T&G Wainscot

5/8 x 7-3/8

2008LDF Light Density LDF

PR2008FJ Primed FJ Pine

Nickel Gap Specifications



T&G Flooring

3/4 x 3-1/2

FL1X4VG Doug Fir

Wainscot Base



Wainscot Base

with 3/8" Rab't

9/16 x 3-1/4

735P Poplar

PLINTH BLOCKS, ROSETTES, SHIMS & TWINE

Plinth Blocks & Rosettes



Wellington Rosette Plinth Block
with Edge Detail

Part #	Size	Poplar	Primed	Oak	Cherry	Maple	Alder
		(Paintgrade)	MDF	-O	C	MP	ALD
Wellington Rosette Plinth Block with Edge Detail							
PB1	7/8x2-3/4	●	—	●	—	—	—
PB2	7/8x3-1/2	●	—	●	—	—	—
PB3	7/8x3-3/4	●	—	●	—	—	—
PB4	7/8x5-3/4	●	—	●	—	—	—
ROS158	1x4	●	—	●	—	—	—
ROS160	1x3-3/4	●	—	●	—	—	—
ROS162	1x2-3/4	●	—	●	—	—	—
ROS164	1x4-1/2	●	—	●	—	—	—
ROS165	1x5-1/2	●	—	●	—	—	—
ROS169	1x3-1/2	●	—	●	—	—	—
ROS170MDF	3/4x2-1/2	—	●	—	—	—	—
ROS171MDF	3/4x3-1/4	—	●	—	—	—	—
ROS172MDF	3/4x3-1/2	—	●	—	—	—	—



Cambridge Rosette Plinth Block
without Edge Detail

Part #	Size	Poplar	Primed	Oak	Cherry	Maple	Alder
		(Paintgrade)	MDF	-O	C	MP	ALD
Cambridge Rosette Plinth Block without Edge Detail							
PB6	7/8x2-3/4	●	—	●	—	—	—
PB7	7/8x3-1/2	●	—	●	—	—	—
PB8	7/8x3-3/4	●	—	●	—	—	—
PB9	5/8x2-1/2	●	—	●	—	—	—
PB10	3/4x3-1/4	●	—	●	—	—	—
PB11	3/4x3-1/2	●	—	●	—	—	—
PB20	1x2-3/4	●	—	●	—	—	—
PB21	1x3-1/2	●	—	●	—	—	—
PB22	1x3-3/4	●	—	●	—	—	—
PB23	1x4-1/2	●	—	●	—	—	—
PB24	1x5-1/2	●	—	●	—	—	—



Architectural Rosette Plinth Block

Part #	Size	Poplar	Primed	Oak	Cherry	Maple	Alder
		(Paintgrade)	MDF	-O	C	MP	ALD
Architectural Rosette Plinth Block							
ROS166	1x3-3/4x5-3/4	●	—	●	—	—	—
ROS167	1x4-1/2x6-1/2	●	—	●	—	—	—
ROS168	1x5-1/2x7-1/2	●	—	●	—	—	—



Springfield Base Block
with Edge Detail

Part #	Size	Poplar	Primed	Oak	Cherry	Maple	Alder
		(Paintgrade)	MDF	-O	C	MP	ALD
Springfield Base Block with Edge Detail							
1BBMDF	3/4x3-1/4x6-1/2	—	●	—	—	—	—
2BBMDF	3/4x3-1/2x6-1/2	—	●	—	—	—	—
3BB	3/4x2-1/2x5-3/4	—	●	—	—	—	—
4BBMDF	1-1/4x3-1/4x6-1/2	—	●	—	—	—	—
5BBMDF	1-1/4x3-1/2x6-1/2	—	●	—	—	—	—
6BB	7/8x2-3/4x6	●	—	●	—	—	—
7BB	7/8x3-1/2x6	●	—	●	—	—	—
8BB	7/8x3-3/4x6	●	—	●	—	—	—
9BB	1x5-3/4x8	●	—	●	—	—	—
35BB	1x2-3/4x6	●	—	●	—	—	—
36BB	1x3-1/2x6	●	—	●	—	—	—
37BB	1x3-3/4x6	●	—	●	—	—	—
38BB	1x4-1/2x8	●	—	●	—	—	—
39BB	1x5-1/2x8	●	—	●	—	—	—



Plain Springfield Base Block
with Edge Detail



Rosette Base Block
without Edge Detail



Fluted Rosette Base Block



Colonial Base Block
with Rosette



Colonial Base Block



Craftsman Base Block

Part #	Size	Poplar	Primed	Oak	Cherry	Maple	Alder
		(Paintgrade)	MDF	-O	C	MP	ALD

Plain Springfield Base with Edge Detail							
38BB_PL	1x4-1/2x8	●	●	●	—	—	—

Rosette Base Block without Edge detail							
14BB	7/8x2-3/4x6	●	—	●	—	—	—
15BB	7/8x3-1/2x6	●	—	●	—	—	—
16BB	7/8x3-3/4x6	●	—	●	—	—	—
40BB	1x2-3/4x6	●	—	●	—	—	—
41BB	1x3-1/2x6	●	—	●	—	—	—
42BB	1x3-3/4x6	●	—	●	—	—	—
43BB	1x4-1/2x8	●	—	●	—	—	—
44BB	1x5-1/2x8	●	—	●	—	—	—

Fluted Rosette Base Block with Edge Detail							
18BB	7/8x3-3/4x7	●	—	●	—	—	—

Colonial Base Block with Rosette							
185BB	1x4-1/2x8	●	—	●	—	—	—
186BB	1x5-1/2x8	●	—	●	—	—	—
192BB	1x3x5	●	—	●	—	—	—
193BB	1x4x7	●	—	●	—	—	—

Colonial Base Block							
10BB	7/8x2-3/4x6	●	—	●	—	—	—
11BB	7/8x5-3/4x8	●	—	●	—	—	—
12BB	7/8x3-3/4x6	●	—	●	—	—	—
13BB	7/8x3-1/2x6	●	—	●	—	—	—
21BB	3/4x2-1/2x5-3/4	●	—	●	—	—	—
22BB	1x3-1/4x6-1/2	●	—	●	—	—	—
23BB	1x3-1/2x6-1/2	●	—	●	—	—	—
183BB	1x4-1/2x8	●	—	●	—	—	—
187BB	1x5-1/2x8	●	—	●	—	—	—
190BB	1x4x7	●	—	●	—	—	—
191BB	1x3x5	●	—	●	—	—	—
194BB	1x2-3/4x6	●	—	●	—	—	—
195BB	1x3-1/2x6	●	—	●	—	—	—
196BB	1x3-3/4x6	●	—	●	—	—	—
197BB	1x4-1/2x6	●	—	●	—	—	—
198BB	1x5-1/2x6	●	—	●	—	—	—

Craftsman 1 Eased Edge Base Block							
30BBALD	1-1/4x4-1/4x6-3/4	—	—	—	—	—	●
PR30BB	1-1/4x4-1/4x6-3/4	●	—	—	—	—	—

Raw Round Corner & Inside/Outside Base Corner



Inside Colonial Base Corner
7/8 x 6-3/4
IBC Poplar
IBC-O Oak



Outside Colonial Base Corner
1-1/8 x 6-3/4
OBC Poplar
OBC-O Oak



Raw Round Corner
with 3/4" Radius
3/4 x 1-13/16 x 8"
8PBMDF MDF

Shims

Cedar Wood Shims 3/8 x 1-3/8 x 15-1/4"	
16CS-B	Cedar (bundle)
3/8 x 1-1/2 x 8"	
CS56	Cedar (carton)

Beddar™ Wood Shims 3/8 x 1-1/2 x 12"	
CS-1	Beddar Wood Shims
Pine Wood Shims 3/8 x 1-1/2 x 8"	
PS140	Pine

Twine

Twine	
Part #	Size
T	8,500/roll

EXTERIOR MOULDINGS



Stucco Mould
3/4 x 1-1/4

826R Redwood

7/8 x 1-1/4

826-O Oak

826ALD Alder

826MH Mahogany

826SMH Sapele Mahogany

826WL Walnut

7/8 x 1-1/2

826AR Redwood



Stucco Mould
3/4 x 1-3/16

PR953FJ Primed FJ Pine

3/4 x 1-1/4

953RFJ FJ Redwood

7/8 x 1-1/4

953VG VG Doug Fir

13/16 x 1-5/16

UR953 Urethane



Stucco Mould
13/16 x 1-3/8

833-O Oak

833ALD Alder

833MH Mahogany

13/16 x 1-1/2

PR833FJ Primed FJ Pine

PR833RFJ Primed FJ Redwood

833RFJ FJ Redwood

833R Redwood



#180 Eastern Brick Mould
without Stucco Key
1-1/8 x 2

612A-O Oak

612AALD Alder

612AMH Mahogany

612AWL Walnut

1-1/4 x 2

PR612AFJ Primed FJ Pine ^(A)

612ASP Solid Pine

612AVG VG Doug Fir



#180 Eastern Brick Mould *with Stucco Key*
1-1/8 x 2

612B-O Oak

612BALD Alder

612BMH Mahogany

1-1/4 x 2

PR612BFJ Primed FJ Pine

612BSP Solid Pine

612BVG VG Doug Fir

PFBKMK Composite



Flat Stucco Mould
7/8 x 1-1/4

PR954FJ Primed FJ Pine



Large Stucco Mould
7/8 x 1-1/2

834R Redwood



Thin Stucco Mould
11/16 x 1-1/2

PR833BFJ Primed FJ Pine

833VG VG Doug Fir

25/32 x 1-7/16

PFSM Composite



Brick Mould
with Stucco Key
1-1/4 x 2

UR612B Urethane



#180 Mitered Brick Mould
without Stucco Key
1-1/4 x 2

PFBKM6 Composite (68")

PFBKM8 Composite (80")

WGBKM6 Woodgrained Composite (68")

WGBKM8 Woodgrained Composite (80")



Shingle Mould
11/16 x 1-5/8

739R Redwood



Siding Mould
7/8 x 1-5/8

825R Redwood



Step Siding Mould
15/16 x 1-3/4

PR842R Primed Redwood



Brick Mould
1-3/8 x 1-3/8

824R Redwood



Water Table
1-7/16 x 1-11/16

PR827R Primed Redwood



Water Table with Lip
1-3/8 x 2

827WR Redwood



Water Table without Lip
1-7/16 x 2

827R Redwood



Corrugated Wiggle Mould
3/4 x 1-5/8

828TP Treated Pine with Stain



Redwood Lattice

820R 1/4x1-1/4

821R 1/4x1-5/8

822R 1/4x2-1/2

823R 1/4x3-1/2

830R 1/4x5-1/2



Solid Pine Lattice ^(A)

700SP 1/4x1-1/8

701SP 1/4x1-1/4

701BSP 1/4x1-3/8

702SP 1/4x1-5/8

702BSP 1/4x1-3/4

703BSP 1/4x2-1/4

703SP 1/4x2-1/2

704SP 1/4x3-1/2



Chamfer Strip

1/2 x 1/2

906SP Solid Pine

3/4 x 3/4

907SP Solid Pine

1 x 1


908SP Solid Pine

1-1/2 x 1-1/2

912SP Solid Pine


PROTECTED SIDING & TRIMBOARDS

Protected Siding




Lap Siding

1 x 6		
430	2Lap	Bodyguard
1 x 8		
432	3Lap	Bodyguard
1 x 10		
433	3Lap	Bodyguard




V-Rustic Siding

1 x 6		
793		Bodyguard
1 x 8		
794		Bodyguard
1 x 10		
795		Bodyguard




Rab't Smooth Face Siding

3/4 x 6		
371		Bodyguard
3/4 x 8		
372		Bodyguard
3/4 x 10		
373		Bodyguard




Cove Siding

1 x 8		
771		Bodyguard
1 x 10		
772		Bodyguard



Bevel Channel Siding

1 x 8		
774		Bodyguard
1 x 10		
773		Bodyguard



Nickel Gap Siding

3/4 x 5-1/2 (1 x 6)		
1X6NGS		Bodyguard



Bevel Siding

7/16 x 3-1/2 (1/2 x 4)		
1X4BS		Bodyguard



T&G Beaded Wainscot

5/8 x 4		
801BG		Bodyguard
1 x 6		
802BG		Bodyguard

All Bodyguard products are FSC Certified and warrantied for 30 years. Scan the QR code for more info.



Protected Exterior Trim



Extra Shutter Board

1/2 x 7-5/8 x 8'		
1X8EXT		Extra



MiraTEC Treated Exterior Composite Trim

(Length Available: 16')

Part #	Nominal Size	Actual Size	Part #	Nominal Size	Actual Size
5/8X3MT	5/8x3	5/8x2-5/8	4/4X10MT	4/4x10	3/4x9-1/4
5/8X4MT	5/8x4	5/8x3-1/2	4/4X12MT	4/4x12	3/4x11-1/4
5/8X6MT	5/8x6	5/8x5-1/2	4/4X16MT	4/4x16	3/4x15-1/4
5/8X8MT	5/8x8	5/8x7-1/4	5/4X3MT	5/4x3	1x2-3/4
5/8X10MT	5/8x10	5/8x9-1/4	5/4X4MT	5/4x4	1x3-1/2
5/8X12MT	5/8x12	5/8x11-1/4	5/4X6MT	5/4x6	1x5-1/2
4/4X3MT	4/4x3	3/4x2-3/4	5/4X8MT	5/4x8	1x7-1/4
4/4X4MT	4/4x4	3/4x3-1/2	5/4X10MT	5/4x10	1x9-1/4
4/4X6MT	4/4x6	3/4x5-1/2	5/4X12MT	5/4x12	1x11-1/4
4/4X8MT	4/4x8	3/4x7-1/4			

TRIMBOARD, WEATHERSTRIP & SEALANT

S1S2E = Reversible S1S (1 side Rough Sawn and 1 side Smooth)
S4SSE = Smooth 4 Sides, Square Edges

Trimboards



Non-Protected S1S2E Trimboards

Primed FJ Pine

PR760FJ	23/32x1-1/2
PR761FJ	23-32x2-1/2
PR762FJ	23/32x3-1/2
—	—
PR763FJ	23/32x5-1/2
PR764FJ	23/32x7-1/4
PR765FJ	23/32x9-1/4
PR766FJ	23/32x11-1/4
PR767FJ	1-1/8x3-1/2
PR768FJ	1-1/8x5-1/2
PR769FJ	1-1/8x7-1/4
PR770FJ	1-7/16x1-1/2
PR771FJ	1-7/16x3-1/2
PR772FJ	1-7/16x5-1/2
PR773FJ	1-7/16x7-1/4
PR774FJ	1-7/16x9-1/4
PR775FJ	1-7/16x11-1/4

Non-Protected S4SSE Trimboards

Primed FJ Pine
Lengths Available: 16'

1X2S4S	3/4x1-1/2
1X3S4S	3/4x2-1/2
1X4S4S	3/4x3-1/2
1X5S4S	3/4x4-1/2
1X6S4S	3/4x5-1/2
1X8S4S	3/4x7-1/4
1X10S4S	3/4x9-1/4
1X12S4S	3/4x11-1/4
5/4X4S4S	1-1/16x3-1/2
5/4X6S4S	1-1/16x5-1/2
5/4X8S4S	1-1/16x7-1/4

Bodyguard® Protected S1S2E Trimboards

Interior/Exterior
Primed FJ Pine
Lengths Available: 16' & 20'

EL & EL	Bodyguard Number	Size
1X2S1S	710	3/4x1-1/2
1X3S1S	711	3/4x2-1/2
1X4S1S	712	3/4x3-1/2
—	—	—
1X6S1S	714	3/4x5-1/2
1X8S1S	716	3/4x7-1/4
1X10S1S	718	3/4x9-1/4
1X12S1S	720	3/4x11-1/4
5/4X4S1S	723*	1-1/16x3-1/2
5/4X6S1S	724*	1-1/16x5-1/2
5/4X8S1S	725	1-1/16x7-1/4
2X2S1S	722	1-7/16x1-1/2
2X4S1S	713	1-7/16x3-1/2
2X6S1S	715	1-7/16x5-1/2
2X8S1S	717	1-7/16x7-1/4
2X10S1S	719	1-7/16x9-1/8
2X12S1S	721	1-7/16x11-1/8

* = Available in 16' only

Interior S4S



Ultralight MDF

713MUL	11/16x1-1/2	(A)
714MUL	11/16x2-1/2	(A)
715MUL	11/16x3-1/2	(A)
750MUL	11/16x5-1/2	(A)
751MUL	11/16x7-1/4	(A)
752MUL	11/16x9-1/4	(A)
753MUL	11/16x11-1/4	(A)

Light Density LDF

713LDF	11/16x1-1/2
714LDF	11/16x2-1/2
715LDF	11/16x3-1/2
718LDF	11/16x4-1/2
750LDF	11/16x5-1/2
751LDF	11/16x7-1/4
752LDF	11/16x9-1/4
753LDF	11/16x11-1/4

Double Primed FJ Pine

PR713FJ	11/16x1-1/2
PR715FJ	11/16x3-1/2
PR750FJ	11/16x5-1/2
PR751FJ	11/16x7-1/4
PR753FJ	11/16x11-1/4

Solid Pine

705SP	1/2x1/2
706SP	1/2x3/4
707SP	1/2x1-1/2
708SP	1/2x2-1/2
709SP	1/2x3-1/2
710SP	1/2x5-1/2
711SP	3/4x3/4
712SP	11/16x1-1/4
713SP	11/16x1-5/8
714SP	11/16x2-1/2
715SP	11/16x3-1/2
716SP	1x1
717SP	1-9/16x1-9/16
719SP	1-1/2x1-1/2 (4Eased Edge)
750SP	3/4x5-1/2 (1x6)C&Better
751SP	3/4x7-1/4 (1x8)C&Better
752SP	3/4x9-1/4 (1x10)C&Better
753SP	3/4x11-1/4 (1x12)C&Better

Knotty Pine (#2 Common)

715KP	3/4x3-1/2
750KP	3/4x5-1/2
751KP	3/4x7-1/4
752KP	3/4x9-1/4
753KP	3/4x11-1/4
758KP	1-1/2x11-1/4

VG Doug Fir

713VG	3/4x1-1/2
717VG	1-1/2x1-1/2
714VG	3/4x2-1/2
715VG	3/4x3-1/2
725VG	3-1/2x3-1/2
750VG	3/4x5-1/2
751VG	3/4x7-1/4
752VG	3/4x9-1/4
753VG	3/4x11-1/4
755VG	1-1/2x3-1/2
756VG	1-1/2x5-1/2
757VG	1-1/2x7-1/4
759VG	1-1/2x9-1/4
758VG	1-1/2x11-1/4

Redwood

711R	3/4x3/4
742R	11/16x1-1/2

Oak

713-O	3/4x1-5/8
714-O	3/4x2-1/2
715-O	3/4x3-1/2
750-O	3/4x5-1/2
751-O	3/4x7-1/4
752-O	3/4x9-1/4
753-O	3/4x11-1/4

Poplar

713P	3/4x1-5/8
714P	3/4x2-1/2
715P	3/4x3-1/2
750P	3/4x5-1/2
751P	3/4x7-1/4
752P	3/4x9-1/4
753P	3/4x11-1/4

Alder

715ALD	3/4x3-1/2
750ALD	3/4x5-1/2
751ALD	3/4x7-1/4
752ALD	3/4x9-1/4

Knotty Alder

715KA	3/4x3-1/2
750KA	3/4x5-1/2
751KA	3/4x7-1/4
754KA	1x5-1/2
756KA	1-1/2x5-1/2

Cherry

714C	3/4x2-1/2
715C	3/4x3-1/2
750C	3/4x5-1/2
751C	3/4x7-1/4
752C	3/4x9-1/4
753C	3/4x11-1/4

Mahogany

713MH	3/4x1-5/8
714MH	3/4x2-1/2
715MH	3/4x3-1/2
750MH	3/4x5-1/2
751MH	3/4x7-1/4
752MH	3/4x9-1/4
753MH	3/4x11-1/4

Maple

714MP	3/4x2-1/2
715MP	3/4x3-1/2
750MP	3/4x5-1/2
751MP	3/4x7-1/4
752MP	3/4x9-1/4
753MP	3/4x11-1/4



S3S Base

1/2 x 4	
743MUL-4	Ultralight MDF
1/2 x 6	
743MUL-6	Ultralight MDF

Furring Strips

Sold by unit only



Premium Grade Furring Strips

1 x 2 x 8'

FS1X2 SPF



Premium Grade Furring Strips

2 x 2 x 8'

FS2X2 SPF

Weatherstrip



Weatherstrip

9/16 x 1

Q7W	White (7')
Q8W	White (8')
Q10W	White (10')
Q7B	Bronze (7')
Q8B	Bronze (8')
Q10B	Bronze (10')

Dutch Leaf Weatherstrip

15/32 x 1/2

QWL	White
QBL	Bronze

Kerf Strips



Bullnose Kerf Strips

3/16 x 1-1/4

KS6	White PVC (81")
KS8	White PVC (97")

Flashing & Sealant

Moistop PF (300' Rolls)

Part #	Width
6MSPF	6"
9MSPF	9"
12MSPF	12"

FortiFlash Peel & Stick (25 mil) (75' Rolls)

Part #	Width
6FPS	6"
9FPS	9"
12FPS	12"

Moistop Next (200' Rolls)

Part #	Width
6MSNX	6"
9MSNX	9"
12MSNX	12"

EZ Seal® Flashing (75' Rolls)

Part #	Width
6EZ	6"
9EZ	9"
12EZ	12"

FutureFlash (75' Rolls)

Part #	Width
FF9	9"
FF12	12"

White Sealant

Part #	Size
MSS	10.1oz Tube

Interior Door Jamb

Kerfing for bullnose is available on all jamb sizes and species. Custom size odd wall widths available upon request.



SIZE	SPECIES	6/8	8/0	RANDOM LINEAL	17' LINEAL
3 9/16	Primed FJ Pine	PR3916I6	PR3916I8	—	PR3916IL
	Eng. VG Doug Fir	3916FI6	3916FI8	3916FIL	—
	Superior Alder	3916ALDI6	3916ALDI8	3916ALDIL	—
	Knotty Alder	3916KAI6	3916KAI8	3916KAIL	—
4 9/16	MDF (Primed)	4916MI6	4916MI8	—	4916MIL
	Primed FJ Pine	PR4916I6	PR4916I8	—	PR4916IL
	Solid Pine	4916SPI6	4916SPI8	—	—
	Eng. VG Doug Fir	4916FI6	4916FI8	4916FIL	—
	Poplar	4916PI6	4916PI8	4916PIL	—
	Oak	4916OI6	4916OI8	4916OIL	—
	Cherry	4916CI6	4916CI8	4916CIL	—
	Superior Alder	4916ALDI6	4916ALDI8	4916ALDIL	—
	Knotty Alder	4916KAI6	4916KAI8	4916KAIL	—
	4 5/8	Superior Alder	458ALDI6	458ALDI8	458ALDIL
4 13/16	MDF (Primed)	434MI6	434MI8	—	434MIL
	Primed FJ Pine	PR434I6	PR434I8	—	PR434IL
	Solid Pine	434SPI6	434SPI8	—	—
	Eng. VG Doug Fir	434FI6	434FI8	434FIL	—
	Poplar	434PI6	434PI8	434PIL	—
	Oak	434OI6	434OI8	434OIL	—
	Cherry	434CI6	434CI8	434CIL	—
	Mahogany	434MHI6	434MHI8	—	—
	Superior Alder	434ALDI6	434ALDI8	434ALDIL	—
	Knotty Alder	434KAI6	434KAI8	434KAIL	—
	4 7/8	Primed FJ Pine	PR478I6	PR478I8	—
Superior Alder	478ALDI6	478ALDI8	478ALDIL	—	
5 1/4	MDF (Primed)	514MI6	514MI8	—	514MIL
	Primed FJ Pine	PR514I6	PR514I8	—	PR514IL
	Solid Pine	514SPI6	514SPI8	—	—
	Veneer Solid Pine	514PVI6	—	—	—
	Eng. VG Doug Fir	514FI6	514FI8	514FIL	—
	Poplar	514PI6	514PI8	514PIL	—
	Oak	514OI6	514OI8	514OIL	—
	Cherry	514CI6	514CI8	514CIL	—
	Mahogany	—	514MHI8	—	—
	Superior Alder	514ALDI6	514ALDI8	514ALDIL	—
	Knotty Alder	514KAI6	514KAI8	514KAIL	—
5 1/2	Primed FJ Pine	PR512I6 (A)	PR512I8 (A)	—	—
6 9/16	MDF (Primed)	6916MI6	6916MI8	—	6916MIL
	Primed FJ Pine	PR6916I6	PR6916I8	—	PR6916IL
	Veneer Solid Pine	6916PVI6	—	—	—
7 1/4	MDF (Primed)	714MI6	714MI8	—	714MIL
	Primed FJ Pine	PR714I6	PR714I8	—	PR714IL
	Solid Pine	714SPI6	714SPI8	—	—
	Veneer Solid Pine	714PVI6	—	—	—
	Eng. VG Doug Fir	714FI6	714FI8	714FIL	—
	Poplar	714PI6	714PI8	714PIL	—
	Oak	714OI6	714OI8	714OIL	—
	Cherry	714CI6	714CI8	714CIL	—
	Mahogany	714MHI6	714MHI8	—	—
	Superior Alder	714ALDI6	714ALDI8	714ALDIL	—
Knotty Alder	714KAI6	714KAI8	714KAIL	—	
7 1/2	Primed FJ Pine	PR712I6 (A)	PR712I8 (A)	—	—
Knotty Alder	914KAI6	914KAI8	914KAIL	—	
9 1/4	Primed FJ Pine	PR1114I6	PR1114I8	—	PR1114IL
	Oak	1114OI6	1114OI8	1114OIL	—
	Poplar	1114PI6	1114PI8	1114PIL	—
	Eng. VG Doug Fir	1114FI6	1114FI8	1114FIL	—

Interior Door Jamb Specifications:

- 5 pairs/bundle
- Thickness: 1 1/16"
- 3/0 Heads: 36-3/4" (cut 3/4" over opening)
- 6/8 Sides:
 - 81" below dado (Nor. Cal. & AZ)
 - 80-5/8" below dado (So. Cal. – available on MDF and Primed FJ Pine only)
- 8/0 Sides:
 - 97" below dado (Nor. Cal. & AZ)
 - 96-5/8" below dado (So. Cal. – available on MDF and Primed FJ Pine only)
- Dado depth: 3/8"
- * Check with a sales representative for dado spec availability in your region.

Lineal Lengths Available	
6'-10'	Superior & Knotty Alder
6'-12'	Oak
3'-16'	Engineered VG Fir
6'-16'	MDF, Raw & Primed FJ Pine, Poplar, Cherry, Mahogany

- Solid Pine jambs may have a glue line where door stop is applied.
- Random lengths only available in most solid wood species.



ValuFlex™ Jambs

(for use as header on interior arched openings)

Size	Primed FJ	MDF	Alder
11/16 x 4-9/16	4916ILF	4916MILF	—
11/16 x 4-13/16	434ILF	434MILF	—
11/16 x 5-1/4	514ILF	514MILF	514ALDILF
11/16 x 6-9/16	—	6916MILF	—
11/16 x 7-1/4	—	714MILF	—



Jambs Kerfed 2 Sides

Size	Species	6/8		8/0	
		81" Below Dado (NorCal)	80-5/8" Below Dado (SoCal)	97" Below Dado (NorCal)	96-5/8" Below Dado (SoCal)
3-9/16	FJ Pine (Primed)	PR3916I6K2	PR3916I6K2S	PR3916I8K2	PR3916I8K2S
	Doug Fir	3916FI6K2	—	3916FI8K2	—
	Poplar	3916PI6K2	—	3916PI8K2	—
	Superior Alder	3916ALDI6K2	—	3916ALDI8K2	—
	Knotty Alder	3916KAI6K2	—	3916KAI8K2	—

EXTERIOR FRAMES

Standard Exterior Door Frame

for 1-3/4" Doors with 1/2" x 1-13/16" Door Rab't
No Weatherstrip Kerf



SIZE	SPECIES	6/8	8/0	RANDOM LINEAL	17' LINEAL	
4 1/8	Primed FJ Pine	PR4186	PR4188	—	PR418L	
	Solid Pine	418SP6	418SP8	—	—	
	Eng. Flat Grain Fir	418FGE6	418FGE8	—	—	
	Solid Flat Grain Fir	—	—	418FGL	—	
	Eng. VG Doug Fir	418VGE6	418VGE8	—	—	
	Solid VG Doug Fir	—	—	418VGL	—	
	Oak	41806	41808	4180L	—	
	Poplar	418P6	418P8	418PL	—	
	Cherry	418C6	418C8	418CL	—	
	Mahogany	418M6	418M8	418ML	—	
4 1/2	Primed FJ Pine	PR4126	PR4128	—	—	
	Eng. Flat Grain Fir	412FGE6	412FGE8	—	—	
	Solid Flat Grain Fir	—	—	412FGL	—	
	Oak	41206	41208	4120L	—	
4 5/8	Primed FJ Pine	PR4586	PR4588	—	PR458L	
	Solid Pine	458SP6	458SP8	—	—	
	Eng. VG Doug Fir	458VGE6	458VGE8	—	—	
	Solid VG Doug Fir	—	—	458VGL	—	
	Oak	45806	45808	4580L	—	
	Poplar	458P6	458P8	458PL	—	
	Superior Alder	458SA6	458SA8	—	—	
	Knotty Alder	458KA6	458KA8	—	—	
	Cherry	458C6	458C8	458CL	—	
	Mahogany	458M6	458M8	458ML	—	
	4 3/4	FJ Pine (Primed)	PR434E6	PR434E8	—	PR434EL
		Eng. Flat Grain Fir	434FGE6	434FGE8	—	—
		Solid Flat Grain Fir	—	—	434FGL	—
5 1/4	FJ Pine (Primed)	PR514E6	PR514E8	—	PR514EL	
	Solid Pine	514SPE6	514SPE8	—	—	
	Eng. Flat Grain Fir	514FGE6	514FGE8	—	—	
	Solid Flat Grain Fir	—	—	514FGL	—	
	Eng. VG Doug Fir	514VGE6	514VGE8	—	—	
	Solid VG Doug Fir	—	—	514VGL	—	
	Oak	5140E6	5140E8	5140EL	—	
	Poplar	514PE6	514PE8	514PEL	—	
	Superior Alder	514SAE6	514SAE8	—	—	
	Knotty Alder	514KAE6	514KAE8	—	—	
	Cherry	514CE6	514CE8	514CEL	—	
	Mahogany	514ME6	514ME8	514MEL	—	
	6 1/8	Primed FJ Pine	PR6186	PR6188	—	PR618L
Eng. Flat Grain Fir		618FGE6	618FGE8	—	—	
Solid Flat Grain Fir		—	—	618FGL	—	
6 5/8	Primed FJ Pine	PR6586	PR6588	—	PR658L	
	Eng. Flat Grain Fir	658FGE6	658FGE8	—	—	
	Solid Flat Grain Fir	—	—	658FGL	—	
	Eng. VG Doug Fir	658VGE6	658VGE8	—	—	
	Solid VG Doug Fir	—	—	658VGL	—	
	Solid Pine	658SP6	658SP8	—	—	
	Cherry	658C6	658C8	658CL	—	
	7 1/4	Primed FJ Pine	PR714E6	PR714E8	—	PR714EL
Solid Pine		714SPE6	714SPE8	—	—	
Eng. Flat Grain Fir		714FGE6	714FGE8	—	—	
Solid Flat Grain Fir		—	—	714FGL	—	
Eng. VG Doug Fir		714VGE6	714VGE8	—	—	
Solid VG Doug Fir		—	—	714VGL	—	
Oak		7140E6	7140E8	7140EL	—	
Poplar		714PE6	714PE8	714PEL	—	
Superior Alder		714SAE6	714SAE8	—	—	
Knotty Alder		714KAE6	714KAE8	—	—	
Cherry	714CE6	714CE8	714CEL	—		
Mahogany	714ME6	714ME8	714MEL	—		

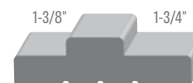
Exterior Door Frame Specifications:

3 pairs/bundle
Thickness: 1-1/4"
3/0 Heads: 36-3/4" (cut 3/4" over opening)
6/8 Sides: 82-1/2" below dado
8/0 Sides: 98-1/2" below dado
Dado depth: 3/8"

- Single end dado (except on lineal)
- No Screen Rab't
- Kerfing for Bullnose is available
- Custom widths available
- Random lengths only available in most solid wood species.

Lineal Lengths Available	
3'-12'	Oak, Poplar, Cherry, Mahogany
3'-16'	Solid VG Fir, Solid Flat Grain Fir
17'	Raw & Primed FJ Pine

Primed Exterior Double Rabbeted FJ Frames



SIZE	SPECIES	6/8	8/0	17' LINEAL
4-5/8	Primed FJ Pine	PR458DR6	—	PR458DRL
5-1/4	Primed FJ Pine	PR514DR6	—	PR514DRL
6-5/8	Primed FJ Pine	PR658DR6	PR658DR8	PR658DRL
7-1/4	Primed FJ Pine	PR714DR6	PR714DR8	PR714DRL

Window Jamb Extension

(for Anderson™ Windows)

11/16 x 3-15/16

JAMBEXT Solid Pine



San Diego Exterior Door Jamb

1-1/4" Thick

SIZE	SPECIES	17' LINEAL
5 1/4	Primed FJ Pine	PR514SDL
7 1/4	Primed FJ Pine	PR714SDL



Kerfing for bullnose is available on all jamb sizes and species. Custom size odd wall widths available upon request.

Exterior Door Frame

for 1-3/4" Doors with Weatherstrip Kerf
with 1/2" x 2-1/8" Door Rab't



SIZE	SPECIES	6/8	8/0	RANDOM LINEAL	17' LINEAL
4 1/8	Primed FJ Pine	PR418W6	PR418W8	—	PR418WL
	Solid Pine	418WSP6	418WSP8	—	—
	Eng. Flat Grain Fir	418WFGE6	418WFGE8	—	—
	Solid Flat Grain Fir	—	—	418WFGL	—
	Eng. VG Doug Fir	418WVGE6	418WVGE8	—	—
	Solid VG Doug Fir	—	—	418WVGL	—
	Oak	418W06	418W08	418W0L	—
	Poplar	418WP6	418WP8	418WPL	—
	Cherry	418WC6	418WC8	418WCL	—
	Mahogany	418WM6	418WM8	418WML	—
4 5/8	Primed FJ Pine	PR458W6 (A)	PR458W8 (A)	—	PR458WL
	Solid Pine	458WSP6	458WSP8	—	—
	Eng. Flat Grain Fir	458WFGE6	458WFGE8	—	—
	Solid Flat Grain Fir	—	—	458WFGL	—
	Eng. VG Doug Fir	458WVGE6	458WVGE8	—	—
	Solid VG Doug Fir	—	—	458WVGL	—
	Oak	458W06	458W08	458W0L	—
	Poplar	458WP6	458WP8	458WPL	—
	Superior Alder	458WSA6	458WSA8	—	—
	Knotty Alder	458WKA6	458WKA8	—	—
4 3/4	Primed FJ Pine	PR434W6	PR434W8	—	PR434WL
	Primed FJ Pine	PR514W6	PR514W8	—	PR514WL
	Solid Pine	514WSP6	514WSP8	—	—
	Eng. Flat Grain Fir	514WFGE6	514WFGE8	—	—
	Solid Flat Grain Fir	—	—	514WFGL	—
	Eng. VG Doug Fir	514WVGE6	514WVGE8	—	—
	Solid VG Doug Fir	—	—	514WVGL	—
	Oak	514W06	514W08	514W0L	—
	Poplar	514WP6	514WP8	514WPL	—
	Superior Alder	514WSA6	514WSA8	—	—
5 1/4	Primed FJ Pine	PR512W6-81BDS (A)	PR512W8-96BDS (A)	—	—
	Primed LVL	PR512W6LVL	PR512W8LVL	—	—
	Primed FJ Pine	PR618W6	PR618W8	—	PR618WL
	Eng. Flat Grain Fir	618WFGE6	618WFGE8	—	—
	Solid Flat Grain Fir	—	—	618WFGL	—
	Eng. VG Doug Fir	6916WVGE6	6916WVGE8	—	—
	Solid VG Doug Fir	—	—	6916WVGL	—
	Oak	618W06	618W08	618W0L	—
	Poplar	618WP6	618WP8	618WPL	—
	Superior Alder	618WSA6	618WSA8	—	—
6 1/8	Primed FJ Pine	PR618W6	PR618W8	—	PR618WL
	Eng. Flat Grain Fir	618WFGE6	618WFGE8	—	—
	Solid Flat Grain Fir	—	—	618WFGL	—
	Eng. VG Doug Fir	658WVGE6	658WVGE8	—	—
	Solid VG Doug Fir	—	—	658WVGL	—
	Oak	658W06	658W08	658W0L	—
	Poplar	658WP6	658WP8	658WPL	—
	Superior Alder	658WSA6	658WSA8	—	—
	Knotty Alder	658WKA6	658WKA8	—	—
	Cherry	658WC6	658WC8	658WCL	—
6 9/16	Primed FJ Pine	PR658W6	PR658W8	—	PR658WL
	Solid Pine	658WSP6	658WSP8	—	—
	Eng. Flat Grain Fir	658WFGE6	658WFGE8	—	—
	Solid Flat Grain Fir	—	—	658WFGL	—
	Eng. VG Doug Fir	658WVGE6	658WVGE8	—	—
	Solid VG Doug Fir	—	—	658WVGL	—
	Oak	658W06	658W08	658W0L	—
	Poplar	658WP6	658WP8	658WPL	—
	Superior Alder	658WSA6	658WSA8	—	—
	Knotty Alder	658WKA6	658WKA8	—	—
7 1/4	Primed FJ Pine	PR714W6	PR714W8	—	PR714WL
	Solid Pine	714WSP6	714WSP8	—	—
	Eng. Flat Grain Fir	714WFGE6	714WFGE8	—	—
	Solid Flat Grain Fir	—	—	714WFGL	—
	Eng. VG Doug Fir	714WVGE6	714WVGE8	—	—
	Solid VG Doug Fir	—	—	714WVGL	—
	Oak	714W06	714W08	714W0L	—
	Poplar	714WP6	714WP8	714WPL	—
	Superior Alder	714WSA6	714WSA8	—	—
	Knotty Alder	714WKA6	714WKA8	—	—
7 1/2	Primed FJ Pine	PR712W6-81BDS (A)	PR712W8-97BDS (A)	—	—
	Primed LVL	PR712W6LVL	PR712W8LVL	—	—
	Primed FJ Pine	—	PR914W8	—	—
	Knotty Alder	914WKA6	914WKA8	—	—

Exterior Door Frame Specifications:

3 pairs/bundle

Thickness: 1-1/4"

3/0 Heads: 36-3/4" (cut 3/4" over opening)

6/8 Sides: 82-1/2" below dado

8/0 Sides: 98-1/2" below dado

Dado depth: 3/8"

• Single end dado (except on lineal)

• No Screen Rab't

• Kerfing for Bullnose is available

• Custom widths available

• Random lengths only available in most solid wood species.

Lineal Lengths Available	
3'-12'	Oak, Poplar, Cherry, Mahogany
3'-16'	Solid VG Fir, Solid Flat Grain Fir
17'	Raw & Primed FJ Pine

20 Minute Fire-Rated Door Jamb

for 1-3/4" Doors with Weatherstrip Kerf
2-1/4" thick with 1/2" x 2-1/8" Door Rab't



SIZE	SPECIES	6/8	8/0
4-1/8	Primed FJ	FRPR418WS6	FRPR418WS8
4-5/8	Primed FJ	FRPR458WS6	FRPR458WS8
4-3/4	Primed FJ	FRPR434WS6	FRPR434WS8
5-1/4	Primed FJ	FRPR514WS6	FRPR514WS8
7-1/4	Primed FJ	FRPR714WS6	FRPR714WS8
7-3/4	Primed FJ	—	FRPR734WS8
9-1/4	Primed FJ	—	FRPR914WS8

* 20 Minute Fire-Rated Exterior Frames:
Sold in 3/0 sets only. Inquire for primed material in unprimed sizes.

Composite Exterior Door Frames

for 1-3/4" Doors with Weatherstrip Kerf
with 1/2" x 2-1/8" Door Rab't



SIZE	SPECIES	6/8	8/0	LINEAL
4 9/16	Primed Composite	PF4916W6	PF4916W8	—
	Woodgrained Composite	WG4916W6	WG4916W8	—
	Primed FJ Frame Saver	FS4916W6	FS4916W8	—
5 1/4	Primed Composite	PF514W6	PF514W8	—
	Woodgrained Composite	WG514W6	WG514W8	—
	Primed FJ Frame Saver	FS514W6	FS514W8	—
6 9/16	Primed Composite	PF6916W6	PF6916W8	—
	Woodgrained Composite	WG6916W6	WG6916W8	—
	Primed FJ Frame Saver	FS6916W6	FS6916W8	—
	Primed Frame Saver Dbl. Rab't	FS6916DR6	—	—
7 1/4	Primed Composite	PF714W6	PF714W8	PF714W12 (12')
	Woodgrained Composite	WG714W6	WG714W8	—
	Primed FJ Frame Saver	FS714W6	FS714W8	—
	Primed FJ Frame Saver Dbl. Rab't	FS714DR6	—	—

INDEX

314-05	42
314P-3	40
314P-4	41
314P-5	42
314SP-3	40
314SP-5	42
314VG-3	40
316-0	41
317MUL	42
318ALD-4	41
318ALD-5	42
318BMUL	42
318C-4	41
318C-5	42
318MH-5	42
318MP-4	41
318MP-5	42
318MUL-4	12,41
318MUL-5	42
318-04	41
318-05	42
318P-4	41
318P-5	42
318SP-4	41
318SP-5	42
319MUL	40
320MUL	40
320SP	40
321MUL-3	40
321MUL-4	41
321SP-2	40
321SP-3	40
323C	42
323MH	42
323MP	42
323MUL	42
323-0	42
323P	42
324C	40
324MP	40
324MUL	40
324-0	40
324P	40
325ALD	41
325C	41
325MP	41
325MUL	41
325P	41
326MUL	41
326-0	41
326P	41
327MUL-4	41
327MUL-5	42
328ALD-5	42
328KA-5	42
328MUL-5	9,42
328MUL-6	9,44
328P-5	42
328VG-4	41
328VG-5	42
329ALD	41
329C	41
329KA	41
329MH	41
329MP	41
329MUL	12,41
329-0	41
329P	41
330ALD	42
330BALD	42

330BMUL	42
330B-0	42
330BP	42
330KA	42
330MH	42
330MP	42
330MUL	12,42
330MULF	12
330-0	42
330P	42
331MUL	45
332MUL	43
332P	43
333MUL	44
333P-4	41
333P-7	44
334BMUL	44
334MUL	44
335MUL	40
338ALD-4	41
338C-4	41
338C-5	43
338KA-5	43
338MH-4	41
338MH-5	43
338MP-5	43
338MUL-3	40
338MUL-4	41
338MUL-5	43
338MUL-9	46
338-03	40
338-05	43
338P-3	40
338P-4	41
338P-5	43
338P-7	44
339MUL	40
340ALD	44
340MUL	44
340P	44
341MUL	42
342ALD	43
342KA	43
342MH	44
342MP	44
342MUL-6	10,43
342MUL-7	44
342MUL-8	45
342P	44
343MUL	44
345MUL	44
349MUL-4	41
349MUL-5	42
349MUL-7	44
350MUL	42
351MUL	40
352MUL	42
352MUL-SC	42
353MUL	45
354MUL	43
355MUL	43
356CS	27
358MUL	45
359MUL	43
360MUL	45
360P	43
361ALD-7	45
361C-5	43
361KA-5	43
361MH-7	45

361MP-5	43
361MP-7	45
361MUL-3	40
361MUL-4	41
361MUL-5	43
361MUL-7	45
361MUL-9	46
361-05	43
361-07	45
361P-5	43
361P-7	45
362MUL-3	38,40
362MUL-4	38,41
362MUL-5	43
362MUL-7	45
362-04	38,41
362P-4	38,41
362P-5	43
365MUL	43
365P-5	43
365P-7	45
366MUL	13,18,40
366WCS	27
368MUL	43
371	63
372	63
372MUL-5	43
372MUL-7	45
372VG-5	43
373	63
375MH	44
375MP	44
375MUL	44
375-06	44
375P-6	44
375P-7	45
375VG-7	45
379MUL	45
380MUL	45
381MUL	45
382MUL	45
385ALD	43
385MUL	43
385-0	43
387ALD-4	41
387ALD-6	44
387C-4	41
387C-6	44
387KA-5	43
387KA-6	44
387MH-4	41
387MH-6	44
387MP-4	41
387MP-6	44
387MUL-3	6,40
387MUL-4	6,41
387MUL-5	6,43
387MUL-7	6,45
387-04	41
387-06	44
387P-4	41
387P-6	44
387SP-5	43
387VG-4	41
387VG-5	43
389MUL	44
390MUL	7,42
392MUL-4	42
392MUL-5	43

400

400-0	47
400SP	47
401-01	47
401-02	47
401-03	47
401RCS	27
401RTRCS	27
401SP-1	47
401SP-2	47
401SP-3	47
402MUL	47
403SP	48
404MUL	47
404-0	47
404SP	49
405ALD	47
405BMP	47
405B-0	47
405BP	47
405BSP	47
405C	47
405KA	47
405MH	47
405MP	47
405MUL	47
405-0	47
405P	47
405SP	47
406ALD	48
406BC	48
406BMP	48
406B-0	48
406BP	48
406C	48
406KA	48
406MH	48
406MP	48
406MUL	48
406-0	48
406P	48
406SP	48
406VG	48
407MUL	48
407SP	48
408MP	49
408MUL-4	48
408MUL-6	49
408-0	49
408P	49
409MUL	48
409-0	48
410ALD-6	49
410C-6	49
410MH-6	49
410MH-8	51
410MP-6	49
410MUL-4	48
410MUL-5	49
410MUL-6	49
410MUL-8	51
410-06	49
410P-6	49
410P-8	51
410SP-6	49
411MUL-4	48
411MUL-5	49
411MUL-6	49
412ALD	48
412C	48

412FGE6	66
412FGE8	66
412FGL	66
412KA	48
412MH	48
412MP	48
412MUL	48
412-0	48
41206	66
41208	66
4120L	66
412P	48
414ALD	49
414BMP	49
414B-0	49
414BP	49
414C	49
414KA	49
414LDF	49
414MH	49
414MP	49
414MUL	49
414-0	49
414P	49
414SP	49
414VG	49
415MUL	50
416MUL	50
416P	50
417ALD	51
417BALD	50
417BC	50
417B-0	50
417MUL	21,51
417P	51
418C6	66
418C8	66
418CL	66
418FGE6	66
418FGE8	66
418FGL	66
418M6	66
418M8	66
418ML	66
41806	66
41808	66
4180L	66
418P6	66
418P8	66
418PL	66
418SP	47
418SP6	66
418SP8	66
418VGE6	66
418VGE8	66
418VGL	66
418WC6	67
418WC8	67
418WCL	67
418WFGE6	67
418WFGE8	67
418WFGL	67
418WM6	67
418WM8	67
418WML	67
418W06	67
418W08	67
418WOL	67
418WP6	67
418WP8	67

INDEX

PR47816	65	PR658WL	67	PR913FJ	57	PS	59	ROS166-0	61
PR47818	65	PR660FJ	52,56	PR914W8	67	PS140	61	ROS167	61
PR504FJ	29,57	PR670FJ	54	PR916FJ	52			ROS167-0	61
PR504LVL	57	PR671FJ	54	PR953FJ	62			ROS168	61
PR51216	65	PR71216	65	PR954FJ	62			ROS168-0	61
PR51218	65	PR71218	65	PR969FJ	39			ROS169	61
PR512W6-81BDS	26, 67	PR71218	65	PR970FJ	39			ROS169ALD	61
PR512W6LVL	67	PR712W6-81BDS	26,67	PR990FJ	58			ROS169C	61
PR512W8-97BDS	26, 67	PR712W6LVL	67	PR990LDF	58			ROS169MDF	61
PR512W8LVL	67	PR712W8-97BDS	26,67	PR992FJ	58			ROS169MP	61
PR514DR6	66	PR712W8LVL	67	PR992LDF	32,58			ROS169-0	61
PR514DRL	66	PR713FJ	64	PR993LDF	58			ROS170MDF	61
PR514E6	66	PR714DR6	66	PR994FJ	58			ROS171MDF	61
PR514E8	66	PR714DR8	66	PR994LDF	58			ROS172MDF	61
PR514EL	66	PR714DRL	66	PR995LDF	58				
PR51416	65	PR714E6	66	PR996FJ	58				
PR51418	65	PR714E8	66	PR999LDF	58				
PR5141L	65	PR714EL	66	PR111416	65				
PR514SDL	66	PR71416	65	PR111418	65				
PR514W6	67	PR71418	65	PR11141L	65				
PR514W8	67	PR7141L	65	PR2000FJ	60				
PR514WL	67	PR7141L	65	PR2001FJ	60				
PR523FJ	57	PR714SDL	66	PR2002FJ	60				
PR523LVL	57	PR714W6	67	PR2003FJ	60				
PR600FJ	52	PR714W8	67	PR2004FJ	60				
PR601FJ	52	PR715FJ	64	PR2007FJ	60				
PR602FJ	52	PR734FJ	53	PR2008FJ	60				
PR603FJ	52	PR740FJ	53	PR2009FJ	60				
PR604FJ	52	PR750FJ	64	PR391616	65				
PR605FJ	52	PR751FJ	64	PR391616K2	65				
PR609FJ	52	PR753FJ	64	PR391616K2S	65				
PR612AFJ	14,62	PR760FJ	64	PR391618	65				
PR612BFJ	62	PR761FJ	64	PR391618K2	65				
PR613FJ	53	PR762FJ	64	PR391618K2S	65				
PR614FJ	53	PR763FJ	64	PR39161L	65				
PR618L	66	PR764FJ	64	PR4126	66				
PR618W6	67	PR765FJ	64	PR4128	66				
PR618W8	67	PR766FJ	64	PR4186	66				
PR618WL	67	PR767FJ	64	PR4188	66				
PR620BFJ	53	PR768FJ	64	PR4586	66				
PR621FJ	53	PR769FJ	64	PR4588	66				
PR625FJ	53	PR770FJ	64	PR491616	65				
PR626FJ	53	PR771FJ	64	PR491618	65				
PR628FJ	53	PR772FJ	64	PR49161L	65				
PR646FJ	52,56	PR773FJ	64	PR6186	66				
PR651FJ	54	PR774FJ	64	PR6188	66				
PR653FJ	54	PR775FJ	64	PR6586	66				
PR655FJ	54	PR827R	62	PR6588	66				
PR658DR6	66	PR833BFJ	62	PR691616	65				
PR658DR8	66	PR833FJ	62	PR691618	65				
PR658DRL	66	PR833RFJ	62	PR69161L	65				
PR658L	66	PR842R	62	PR71268-81BDS	26				
PR658W6	67	PR902FJ	54	PRHC150FJ	39				
PR658W6LVL	67	PR904FJ	54	PRR304FJ-2	39				
PR658W8	67	PR909FJ	57	PRR305FJ-2	39				
PR658W8LVL	67	PR910BFJ	57	PRR305FJ-3	40				
		PR910FJ	57						

Q

Q7B	64
Q7W	64
Q8B	64
Q8W	64
Q10B	64
Q10W	64
QBL	64
QWL	64

R

R304MUL-2	39
R304-02	39
R304-03	40
R304SP-2	39
R304SP-3	40
R304VG-2	39
R306SP-2	39
R306SP-3	40
R306VG-3	40
R2000ALD	60
R2000-0	60
R2000P	60
R2000VG	60
R2003VG	60
ROS158	61
ROS158-0	61
ROS160	61
ROS160ALD	61
ROS160C	61
ROS160MDF	61
ROS160MP	61
ROS160-0	61
ROS162	61
ROS162ALD	61
ROS162C	61
ROS162MDF	61
ROS162MP	61
ROS162-0	61
ROS164	61
ROS164ALD	61
ROS164C	61
ROS164MDF	61
ROS164AMP	61
ROS164-0	61
ROS165	61
ROS165ALD	61
ROS165C	61
ROS165MDF	61
ROS165MP	61
ROS165-0	61
ROS166	61

S

SPB11216	28
SPB11616	28
SPB12416	28
SS	59

T

T	61
-------------	----

U

UR612B	62
UR953	62

V

VGFLVL212MULL8	56
VGFLVL438MULL8	56

W

WG514W6	67
WG514W8	67
WG714W6	67
WG714W8	67
WG4916W6	67
WG4916W8	67
WG6916W6	67
WG6916W8	67
WGAST8	56
WGBKM6	62
WGBKM8	62
WGMULLC8	56
WGSLSTOP	46
WR	59

Z

ZZMPJ358K97	26
-----------------------	----

GENERAL DISCLAIMER

Shapes and sizes listed are typical only and are subject to change without notice. Delivered sizes may vary by ± 1/16" depending on various conditions including, but not limited to: variances in mill production, condition of milling knives, human error, and/or specification changes/adjustments by Metrie EL & EL between printed publication dates.

If exacting specifications are crucial to your project, please contact a Metrie EL & EL sales representative to discuss your needs. We will work with you to deliver the results you desire.



METRIE

EL & EL Wood Products



EXPLORE OTHER PRODUCTS FROM METRIE EL & EL

In addition to our vast profile assortment, we offer unique product solutions that make it easy to select and install millwork.



METRIE
option 

Curated moulding & interior door combinations that complement today's top decor trends.



 METRIE
complete.

Pre-painted & ready to install moulding solution that allows you to finish before you start.



METRIE

EL & EL Wood Products

METRIE EL & EL IS NORTH AMERICA'S LEADING MANUFACTURER AND DISTRIBUTOR OF INTERIOR MOULDINGS.

Metrie has the broad reach and supply chain expertise of an industry leader with the personal touch of a family business.

We're committed to delivering tailored solutions that make it easier to transform houses into homes.



METRIE EL & EL PRODUCTS DISTRIBUTED BY:



[METRIE.COM](https://www.metrie.com) | [ELANDELWOODPRODUCTS.COM](https://www.elandelwoodproducts.com)

5810 W. Buckeye Rd.
Phoenix, AZ 85043

T: 602.257.0123
F: 602.258.6549

