



ABS-AMERICAN BUILDING SUPPLY

# *Primed Interior Series Doors*



**Shaker Designs**

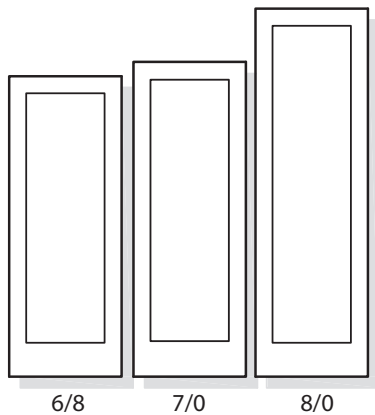
# Primed Interior Series Doors

## Shaker Designs


Primed Interior Series Doors are made from western softwoods and feature engineered wood stiles for strength and stability. Featuring a uniform primed surface on all six sides and are ready to begin the finishing process. Available in several elevations to suit many architectural designs. Primed Interior Series Doors are beautiful, stylish, and a great value.




**One Panel Shaker (FP-720)**



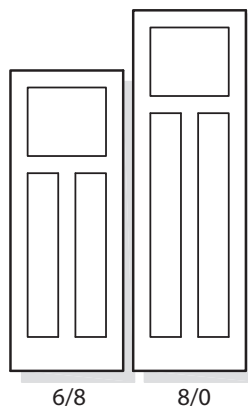
**Two Panel Shaker (FP-782)**




**Three Even Panel Shaker (FP-730)**




**Three Panel Shaker (FP-760)**



**Five Panel Shaker (FP-755)**



1-3/4 Shaker Panel Profile  
11/16" FLAT PANEL 20 MIN.



1-3/8 Shaker Panel Profile  
1/2" FLAT PANEL

	Door Widths	Stiles	Top Rail	Bottom Rail	Intermediate Rail
6/8 or 8/0 Layout	1/0-1/4	2-1/8"	4-9/16"	9-1/4"	**4-9/16"
	1/6-3/0	4-9/16"	4-9/16"	9-1/4"	**4-9/16"
7/0 Layout	1/0-1/4	2-1/8"	4-9/16"	9"	**4-9/16"
	1/6-3/6	4-9/16"	4-9/16"	9"	**4-9/16"

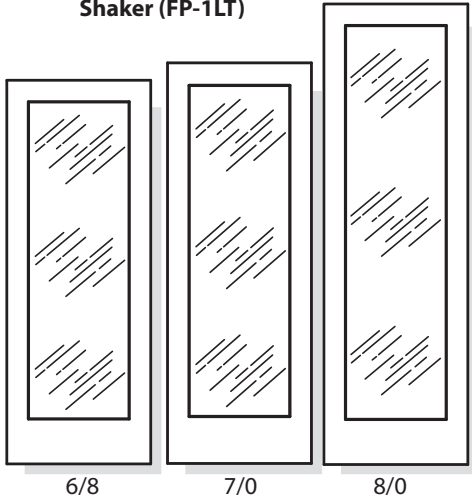
\*Available in 1-3/4" Non Rated

\*\* 7-1/2" Lock Rail on FP-782

Not all elevations and sizes available at all locations.

# Primed Interior French Doors

**One Lite Shaker (FP-1LT)**




- Glass Options:
- ▶ Frosted Privacy
  - ▶ White Laminated
  - ▶ Mirror Both Sides

Door Widths	Stiles	Top Rail	Bottom Rail
2/0-3/6	4-9/16"	4-9/16"	9"




1-3/8 Shaker Panel Profile Glass

**Three Lite Shaker (FP-3LT)**



**Five Lite Shaker (FP-5LT)**



Door Widths	Stiles	Top Rail	Bottom Rail	Intermediate Rail
1/6-3/0	4-9/16"	4-9/16"	9"	4-9/16"

- Glass Options:
- ▶ Frosted Privacy


Not all elevations and sizes available at all locations.





ABS-AMERICAN BUILDING SUPPLY

# *Primed Interior Series Doors*



## Shaker Designs