

# ENTRY DOORS

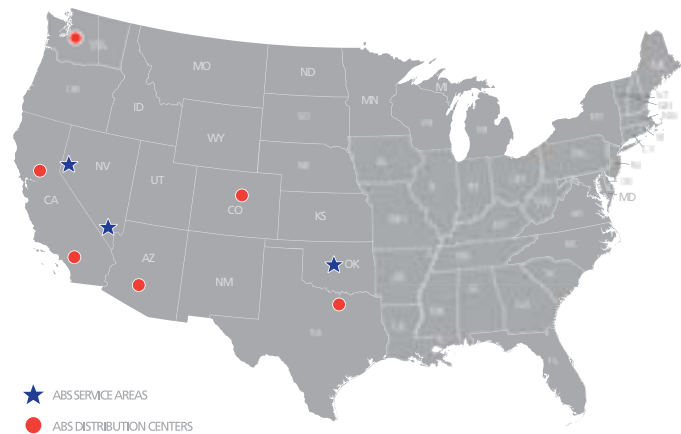
FIBERGLASS & STEEL ENTRY DOORS



# ABOUT ABS

ABS, or American Building Supply, began in 1985 when it acquired a small family-owned building products company in Sacramento, California. They quickly introduced an innovative overnight loading program, which was a novel concept in the market at the time. This program allowed ABS to guarantee next-day delivery, setting it apart from its competitors. This customer-focused approach helped establish ABS's presence in the market and set a new standard for the industry. With locations in California, Arizona, Washington, Colorado, and Texas, ABS remains an industry leader in the business-to-business material supply chain for door-related products. ABS and its employees operate six distribution centers and two manufacturing facilities in five states. ABS also maintains a fleet of delivery trucks that safely drive over 5 million miles per year.

After 35 years in business, ABS continues to remain committed to delivering unwavering and impeccable service to our valued customers, 100% of the time. In 2020, ABS became a wholly-owned subsidiary of JELD-WEN Windows and Doors and is one of the nation's largest wholesale distributors and manufacturers of quality doors, door hardware, windows, and millwork. We proudly manufacture products under the registered trademarks of Millennium Door® and Doormerica® Products. The Doormerica brand represents quality products for our markets with MDF (simulated Stile and Rail doors), and Architectural Flush Wood doors.



## FEATURING ALL THE BRANDS YOU TRUST

For decades, ABS has been a solutions provider to the multifamily industry, your partner providing beauty, safety, and security through a comprehensive door and door hardware portfolio. You can be assured that the products you receive from ABS brands and partners will be the right fit, form, and stylish function at the right price to make every project a success.



## Table of Contents

<b>ARCHITECTURAL STYLES</b>	04	<b>GBG COLLECTION</b>	
<b>FIBERGLASS</b>	08	Internal Grilles	60
<b>STEEL</b>	10	<b>SDL COLLECTION</b>	
<b>PREFINISHING</b>	12	Clear	62
<b>GLASS &amp; DOOR CONFIGURATIONS</b>	14	Clear Baroque	64
<b>DECORATIVE GLASS</b>		<b>MINI BLINDS COLLECTION</b>	
Atherton	16	ODL Blinds + Glass	66
Caldwell	18	<b>DIRECT GLAZED COLLECTION</b>	
Camelia	20	Nova 90 Series	68
Courtyard	22	Onyx Nova 90	69
Crosslines	24	Clear	70
Dorian	26	Applied Grids	71
Eastfield	28	<b>MODERN COLLECTION</b>	
Grace	30	Modern Doors	72
Hampshire	32	<b>PANEL DOOR COLLECTION</b>	
Layton	34	Solid Panel	74
Mulberry	36	<b>FIRE DOOR COLLECTION</b>	
Pembrook	38	Fire Doors	76
Riverwood	40	<b>SPECIALTY COLLECTION</b>	
Texas Star	42	Pet Doors	78
Torrance	44	Steel Louver Utility Door	79
<b>PRIVACY GLASS</b>		<b>COMPONENTS &amp; HARDWARE</b>	80
Blanca	46	<b>WARRANTIES</b>	
Micro-Granite	48	Prefinish	82
Vapor	50	JELD-WEN	83
<b>SPOTLIGHTS™ COLLECTION</b>		ODL Doorglass	86
Clear	52	Doormerica	87
Privacy	54	Allegion	88
<b>CLEAR GLASS</b>		Plastpro	90
Clear & External Grilles	56		



# ARCHITECTURAL STYLES

---

Architectural door styles go beyond being just entrances and exits; they serve as gateways that transport you to a realm of elegance, classic design, and unmatched artistry. By paying close attention to every intricate detail, these doors seamlessly blend architectural features with aesthetic appeal, enhancing the atmosphere of any indoor or outdoor space.

## Traditional

Choosing a door for your home can be overwhelming, but there's a reason why certain styles have stood the test of time — they bring an elegance to your living space and create a cohesive look. Keep things classy and timeless with tried and true door styles for your home.



- Varying design elements influenced by historic architecture
- Simple, clean rooflines
- Stone, stucco, or brick exterior
- Symmetrically-spaced windows
- Modestly overhanging eaves
- At least one front-facing gable

## Craftsman

Craftsman style doors offer a unique decorative look to complement a variety of architectural home styles. Whether you have a Craftsman, cottage, bungalow, or prairie style home you'll appreciate the combination of modern and classic elements in these versatile door designs.



- Covered front porch
- Pillars lining entry
- Natural materials mixed with shingles, wood, vinyl siding
- Patterned window panes
- Low-pitched gable (triangular) roofs



## Southwest

Southwestern style gathers its inspiration from the desert palette, Spanish textiles, adobe houses, ironwork, and nature. Leather, suede, and loads of texture in shades of rust, terra-cotta, cactus green, and bulky furnishings are a great foundation for celebrating Southwestern style.



- Stucco walls
- Wrought iron details (doors, windows, railings)
- Courtyards
- Clay roof tiles (terracotta roofs)
- Arches
- Wooden beams
- Balconies
- Colors and textures of the earth

# Transitional

At its heart, Transitional architecture is a fusion of modern and traditional styles. Classic architecture, also known as traditional architecture, emphasizes balance and symmetry, with natural shapes and straightforward proportions and structure. On the other hand, transitional architecture achieves a harmonious combination of traditional and modern aesthetics, creating a welcoming and unified environment.

- Varying design elements influenced by historic architecture
- Simple, clean rooflines
- Stone, stucco, or brick exterior
- Symmetrically-spaced windows
- Modestly overhanging eaves
- At least one front-facing gable



# Modern

Modern homes are characterized by a minimalist design that emphasizes function. They are recognizable for their rectangular forms, lack of adornment, and whitewashed exteriors. Many modern homes were built with the landscape in mind. For instance, the lines of a roof or overhang might reflect the lines of natural surroundings. Modern homes further incorporate an appreciation of nature with horizontal compositions built low to the ground and expansive glass windows or walls.

- Rectangular forms
- Low, horizontal composition
- Large glass windows
- Natural materials like wood
- Emphasis on nature



# FIBERGLASS

A new fiberglass entry door can add substantial curb appeal to your home. Fiberglass wood textured doors features the look and feel of real wood but requires very little maintenance and is resistant to warping, rotting, denting, or splitting. Fiberglass exterior doors are made from two large, molded sides that are filled in the center with a polyurethane or polystyrene foam core that insulates the door against extreme temperatures. This manufacturing process makes fiberglass one of the most durable and energy-efficient options on the market.



DRS49/SL500 with Hampshire glass

- Composite capped LVL stiles prevent water infiltration and ensure that the door will never wrap, rot, or rust.
- The fiberglass-reinforced skin is built to withstand any conditions without denting or delaminating.
- The insulated core is 100% CFC-Free and provides high R-Value for thermal protection.
- Composite top and bottom rails prevent water infiltration on all six sides.
- Available in smooth and wood grain designs.
- Limited Lifetime Warranty\*



## Smooth

Our Fiberglass smooth series offers the cleanest possible look for front doors. With minimal-to-no surface texture, finish these doors easily in your favorite paint color. Due to the superior performance and low-maintenance of fiberglass, these doors are considered a better performing option for common steel door applications.





## Oak

The intricate beauty of an Oak wood grain door is truly unparalleled. The natural variations in color and texture create a sense of depth and character that is simply unmatched. The timeless allure of Oak grain has ensured it remains a popular look for doors, furniture, flooring, and cabinetry.



## Fir

The unique grain pattern of Fir offers a tight, straight, and uniform appearance with little variation. Often finished with neutral stain colors to highlight the graining, these doors are considered a universal and timeless option for a wide variety of architectural styles.



## Knotty Alder

The Knotty Alder door offers a beautiful and rustic look which complements a wide variety of home designs. Featuring a mostly straight grain and realistic knots, the distinctive look of Knotty Alder is often paired with solid panel and craftsman door styles.



## Mahogany

Our Mahogany wood grain doors feature small tick marks and grain depressions but distinguishes itself with its straight vertical grain pattern that does not twist or turn. This consistent vertical pattern offers a sense of refinement, perfect for both sleek modern designs and traditional looks.



## Rustic

Creating a true focal point for your entryway, Rustic doors offer a striking natural beauty that is unmatched. Commonly utilized in plank and arch panel configurations, these doors are often paired with wrought iron accessories like hinge straps, clavos, and speakeasies.



## Teak

The Teak grain door offers a sleek and contemporary design to elevate any entryway. With its beautiful straight, yet occasionally wavy or interlocked patterns, the teak grain texture blends modern aesthetics and timeless appeal. Designed to make a lasting impression, the teak grain textured fiberglass door adds a touch of sophistication and style to your home.

# STEEL

JELD-WEN® steel exterior doors are not only strong and durable but also stylish. They provide safety and security for both residential and commercial use. With a wide range of designs to choose from, these doors are made with galvanized steel facing and are factory-primed for easy finishing. The mitered top corners prevent water absorption, while the epoxy-primed back panel prevents corrosion. Our steel doors are not only energy efficient but also come with fire-rated options, giving you peace of mind. Whether you prefer solid panel steel doors, steel doors with glass, steel double doors, or impact-rated options, we have got you covered.



- Steel construction provides superior strength and durability. Galvanization prevents rust and corrosion.
- Panel designs available with a 20-minute and 90-minute fire rating.
- Available in multiple panel profiles and panel designs to enhance your home's appearance.
- Select doors qualify for the Energy Star® program.
- 10-year limited warranty\*

Look for the STEEL (STL) flags throughout the catalog



**Smooth**





NEW

# JELD WEN®

Steel

## Discover NEW Traditional Steel Door Designs

BEADED STICKING



2-PANEL  
3/4 TOP



3/4 VIEW  
1-PANEL



3/4 OVAL  
1-PANEL



2-PANEL  
SQUARE  
CT-21




2 PANEL  
SQUARE  
ADA-CT-21 



6 PANEL  
ADA-CT-60 

MODERN STICKING





3-PANEL  
EQUAL



4-PANEL  
EQUAL

CRAFTSMAN FLAT STICKING



1-PANEL  
CT-FP-1



2-PANEL  
CT-FP-2




CRAFTSMAN  
3-PANEL  
CT-FP-3

CRAFTSMAN RAISED STICKING



CRAFTSMAN  
3-PANEL  
CC-30

Look for the ADA icons  throughout the catalog for all 10" bottom rail doors in steel and fiberglass

# PREFINISHING

---

## NOTHING BEATS A QUALITY FINISH

Our process begins with a dust-free, rigorously inspected unfinished door followed by multi-coat paint or stain applications baked on at every step. The result is a finish as durable as it is beautiful.



## THE ABS DOOR PROMISE

### The prefinish 5-year limited warranty includes:

- 5-year coverage from the date of purchase.
- Covered against defects in material and the workmanship of the finish. Finish defects to include cracking, peeling, blistering, flaking, surface contaminants, and smudges that occur during the factory finish process.

Note: A finish defect does not include fading due to UV or sunlight exposure. Non-uniform fading or color change is a natural occurrence if the exterior surfaces are not equally exposed to the sun and other environmental conditions.

- This warranty is not transferable and only applies to single-family homes and the original residential warranty holder.


LIMITED  
**5-YEAR**  
WARRANTY

# ABS Exterior Stain & Paint Colors

FIBERGLASS DOORS from American Building Supply are virtually maintenance-free when prefinished with our proprietary finishing process and will not warp, rot, dent, or split.


RICH WOOD GRAINS. The four woodgrain series each provide the rich appearance of wood with the strength and stability of fiberglass. Like wood, each door is finished by hand, presenting a truly distinctive appearance.

## Stain



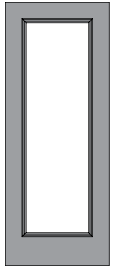
Woodgrain patterns may vary slightly between species, textures, and manufacturers.

## Paint

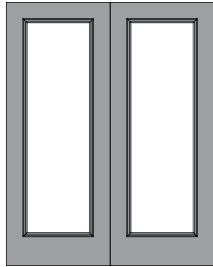


# GLASS & DOOR CONFIGURATIONS

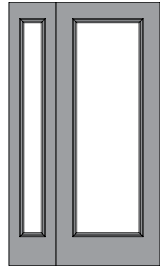
## Door Configurations




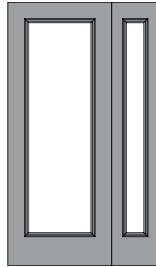
single door



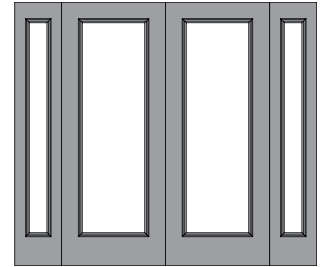
double door



single door/  
single side lite



single door/  
double side lite



double door/  
double side lite

## 6/8 Door & Side Lite Glass Size Guide

Configurations based on 2/8 door width and 12" side lite width




**Craftsman**  
22x15, 25x15



**1/2 Lite**  
22x36



**1/2 Lite Round Top**  
22x38




**3/4 Lite**  
22x48



**1 Lite (Full Lite)**  
22x64



**Sunburst**  
9x21



**Arch**  
22x10



**3/4 Oval**  
14x37, 16x40



**No Glass**  
Solid Panel



8x36



8x48



7x64

# Explore Special Order Glass

In addition to our extensive glass offering, we also have a large suite of privacy and decorative glass designs available through our special order program. Reach out to your ABS Sales Representative for more information.



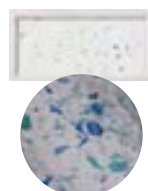
Ballantyne



Baypoint



Blakely



Celebration Ocean



Crosswalk



Cumulus



Edgewood



Elegant Star Wrought Iron



Entropy




Harris



Laurel



Mistify Black



Monterey




Nouveau



Streamed



Vilano



Vintage Craftsman



Wyngate



4-Lite Horizontal GBG Black



Premium Color Blinds

Please allow extended lead times on special order glass sizes and options.



NEW

# DECORATIVE GLASS



## Atherton


Atherton's sleek geometric design offers a contemporary and highly sophisticated appearance to your door, seamlessly blending privacy and natural light. Crafted with a modern aesthetic in focus, it adds a hint of elegance to any residence.



Zeel® Frame



Micro-Iced Granite



Clear Beveled

Black Aluminum  
Caming



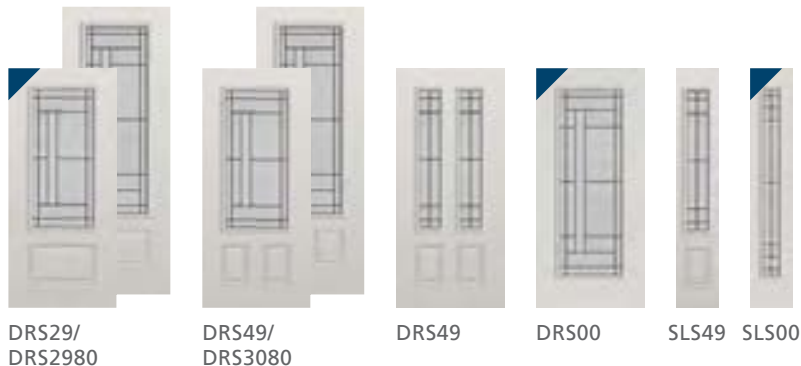
### KEY

STEEL (STL)  
ask for steel style #

See page 14 for  
glass size details

### CONFIGURATIONS (6/8 & 8/0)

SMOOTH



Wood grain doors shown prefinished.





DRS00 with Atherton glass

MAHOGANY



DRM40

OAK



DRG29



DRG49/  
DRG3080



DRG49



DRG00



SLG00

NEW

# DECORATIVE GLASS




DRS40 with Caldwell glass

## Caldwell

Are you looking for a timeless option that exudes sophistication? The Caldwell glass offers a subtle hint of elegance with its intricate design, all while preserving the classic vibe of your door. It effortlessly brings brightness and charm to your entrance without sacrificing your privacy.




### Privacy Rating



Evolve Frame



Micro-Iced Granite



Micro-Granite



Clear Beveled

Platinum Nickel Caming

### KEY

STEEL (STL)  
ask for steel style #

See page 14 for glass size details

### CONFIGURATIONS (6/8)

SMOOTH



DRS40

MAHOGANY



DRM40

OAK



DRG40



DRS40 with Caldwell glass


# DECORATIVE GLASS



DRA2A with Camelia glass

## Camelia

Camelia's elegant wrought iron curves add a sense of balance, uniformity, and harmony to your door's appearance. Against a backdrop of flowing textures, this style brings a modern and sophisticated charm to the outside of your house, while also guaranteeing complete privacy.



### Privacy Rating



Steel Frame



Waterfall



Nickel Vein  
Wrought Iron

## CONFIGURATIONS (6/8 & 8/0)

### KEY

■ STEEL (STL)  
ask for steel style #

♿ ADA bottom rail  
(10")

See page 14 for  
glass size details

### SMOOTH



DR52280



DR53080



DR500



SLS00

### RUSTIC



DRA2D



DRA2A



DRM40 with Camelia glass

MAHOGANY



DRM40

OAK



DRG3080



DRG00



SLG00

# DECORATIVE GLASS




DRS29 with Courtyard glass

## Courtyard

Wrought-iron designs have remained popular throughout the years, maintaining their relevance even after a century. The intricate fretwork of the Courtyard design exudes a unique blend of strength and subtlety that remains timeless.



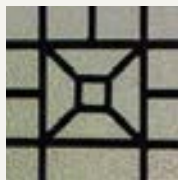
### Privacy Rating



Zeel® Frame



Granite



Nickel Vein Wrought Iron

### KEY

■ STEEL (STL)  
ask for steel style #

♿ ADA bottom rail  
(10")

See page 14 for  
glass size details

## CONFIGURATIONS (6/8 & 8/0)

### SMOOTH



DRS2K  
♿



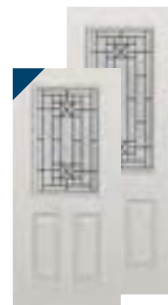
DRS3F



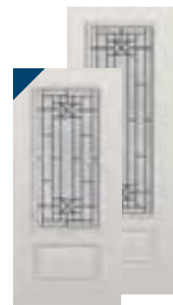
DRS22/DRS2280  
♿



DRS2G



DRS40/  
DRS4180




DRS29/  
DRS2980

Wood grain doors shown prefinished.



DRS00 with Courtyard glass


SMOOTH (CONT.)



DRS49/  
DRS3080



DRS49



DRS00/  
DRS0080



SLS00 SLS49

MAHOGANY



DRM40



DRM40

KNOTTY ALDER



DRK2B

OAK



DRG40  
DRG4180



DRG29



DRG49/  
DRG3080



DRG49



DRG00



SLG00

FIR



DRF3F

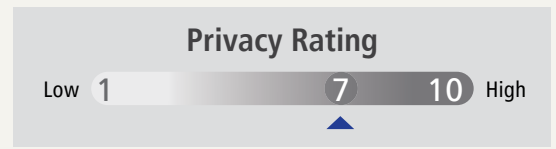

# DECORATIVE GLASS



DRS00 with Crosslines glass

## Crosslines

This stylish glass features a contemporary design. Four clear strips are elegantly etched onto the frosted glass, bringing a modern aesthetic while maintaining privacy.



Zeel® Frame



Silk Screen Ceramic Frit

## CONFIGURATIONS (6/8 & 8/0)

### KEY

- ▶ STEEL (STL)  
ask for steel style #
- ♿ ADA bottom rail (10")

See page 14 for glass size details

### SMOOTH



DRS29/  
DRS2980

DRS2280  
♿

DRS49/  
DRS3080

DRS49

DRS4180

DRS00

SLS49

SLS00

Wood grain doors shown prefinished.


Unless ordered prefinished, textured doors will require glass frame insert to be primed and finished to match wood tone.





DRS00/SLS00 with Crosslines glass

MAHOGANY



DRM40

OAK



DRG29



DRG49/  
DRG3080



DRG49



DRG4180



DRG00



SLG00

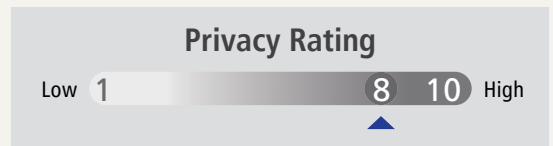

# DECORATIVE GLASS




DRS00 with Dorian glass

## Dorian

Vertical lines in architecture create a feeling of power and upward movement. Dorian effortlessly combines detailed patterns and tangible features to ensure maximum privacy and elevate the elegance of your entrance.



Zeel® Frame



Scribble



Micro-Granite



Gray Software

Black Aluminum  
Caming



### KEY

STEEL (STL)  
ask for steel style #

ADA bottom rail  
(10")

See page 14 for  
glass size details

## CONFIGURATIONS (6/8 & 8/0)

SMOOTH



DRS3F

DRS22/DRS2280

DRS2G

DR52K

DRS40

DRS40

DRS29

Wood grain doors shown prefinished.



DRS22 with Dorian glass

SMOOTH (CONT.)



DRS49    DRS49/  
DRS3080    DRS00    SLS60    SLS49    SLS00

MAHOGANY



DRM40    DRM40    DRM40

FIR



DRF3F

KNOTTY ALDER



DRK2B

OAK



DRG40



DRG40



DRG29



DRG49



DRG49/  
DRG3080



DRG00



SLG60    SLG00

NEW

# DECORATIVE COLLECTION




DRK2B with Eastfield glass

## Eastfield

Eastfield effortlessly transforms your entryway with its captivating glass design that enhances the aesthetics of your door and safeguards your privacy.



### Privacy Rating



Zeel® Frame



Granite-Iced Granite



Rain

Platinum Nickel Caming



### KEY

STEEL (STL)  
ask for steel style #

ADA bottom rail  
(10")

See page 14 for  
glass size details

### CONFIGURATIONS (6/8)

#### SMOOTH



DRS22



DRS2G



DRS2K



DRS40

#### KNOTTY ALDER



DRK2B

#### MAHOGANY



DRM40

#### OAK



DRG40



DRSS22 with Eastfield glass

**NEW**

# DECORATIVE GLASS




DRS00/SLS00 with Grace glass

## Grace

Enhance the appearance of your front door with the elegant design of a bevel cluster. Grace's timeless beauty showcases a beveled glass design on textured glass with sleek platinum nickel caming. With Grace, you can enjoy a heightened sense of privacy without sacrificing style or character.



### Privacy Rating



Evolve Frame



Granite



Micro-Granite



Clear Glass Bevels



Micro-Cubed

Platinum Nickel Caming



### KEY

STEEL (STL)  
ask for steel style #

ADA bottom rail  
(10")

See page 14 for  
glass size details

## CONFIGURATIONS (6/8 & 8/0)

SMOOTH



DR540



DR522/DR52280



DR52G



DR540/  
DR54180



DR540



DR52K



Wood grain doors shown prefinished.



DRM40 with Grace glass

SMOOTH (CONT.)



DRS29



DRS49/  
DRS3080



DRS49

MAHOGANY



DRS00



SLS60



SLS49



SLS00



DRM40



DRM40



DRM40



DRM40

KNOTTY ALDER



DRK2B

OAK



DRG40



DRG40/  
DRG4180



DRG40



DRG29



DRG49/  
DRG3080



DRG49



DRG00



SLG60



SLG00

# DECORATIVE GLASS




DRS40 with Hampshire glass

## Hampshire

Hampshire is the ideal option to enhance the timeless style of your home. The captivating center clear bevel design, along with the textured glass that surrounds it, will surely grab your interest.



### Privacy Rating




Evolve Frame



Gray Renaissance



Glue Chip



Clear Beveled

Patina Caming



### KEY

STEELED (STL)  
ask for steel style #

ADA bottom rail  
(10")


See page 14 for  
glass size details

## CONFIGURATIONS (6/8 & 8/0)

SMOOTH




DRS40



DRS22/DRS2280



DRS2G



DRS40/  
DRS4180



DRS2K



DRS29/  
DRS2980





DRS49/SLS00 with Hampshire glass

SMOOTH (CONT.)



DRS49/  
DRS3080



DRS20



DRS00



SLS00

MAHOGANY



DRM40



DRM40



DRM3D



DRM40

KNOTTY ALDER



DRK2B

OAK



DRG40



DRG40/  
DRG4180



DRG29



DRG49/  
DRG3080



DRG00



SLG00

**NEW**


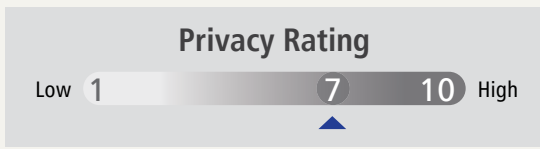
# DECORATIVE GLASS




DRS3F with Layton glass

## Layton

The Layton collection captures the essence of Southern California with its striking and exquisite design. Long, stunning bevels beautifully highlight the wide reeded glass fields, creating a bold and captivating look. The surrounding granite glass adds a touch of elegance, while the patina coming provides a distinct boundary. This thoughtful combination of textures provides a true dimension of style and luxury.



Flat Frame Granite Wide Reed Clear Beveled




### KEY

- STEEL (STL)  
ask for steel style #
- ADA bottom rail (10")

See page 14 for glass size details

### CONFIGURATIONS (6/8 & 8/0)





DRG40 with Layton glass

SMOOTH (CONT.)



DRS49/  
DRS4180



DRS00



SL500

MAHOGANY



DRM40



DRM40

FIR



DRF3F

KNOTTY ALDER



DRK2B

OAK



DRG40



DRG29



DRG49/  
DRG4180



DRG00



SLG00

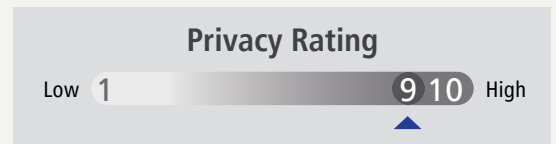
NEW

# DECORATIVE GLASS



## Mulberry

Upgrade the look of your front door by adding a bevel cluster with a sophisticated design. With its timeless charm, Mulberry features a textured beveled glass background with black caming and triple-glazed with safety glass on both sides. By choosing Mulberry, you can experience an enhanced level of privacy.



Colonial Frame




Granite




Glue Chip Field



Beveled Diamond

Black Caming 

### KEY

 STEEL (STL)  
ask for steel style #

See page 14 for glass size details

### CONFIGURATIONS (6/8)

SMOOTH



DRS29

OAK



DRG29



DR529 with Mulberry glass

# DECORATIVE GLASS




DRS00/SLS00 with Pembroke glass

## Pembroke

Your home's entrance receives a trendy makeover thanks to a chic geometric design that showcases smooth lines and a stunning combination of clear bevels, streamed, arctic, and micro-cubed glass textures.



### Privacy Rating



Evolve Frame\*




Craftsman Frame\*




Arctic



Streamed



Clear Glass Bevels



Micro-Cubed



Flat Wide Patina Caming

### KEY

STEEL (STL)  
ask for steel style #

ADA bottom rail  
(10")

See page 14 for  
glass size details

## CONFIGURATIONS (6/8 & 8/0)

### SMOOTH



DRS40



DRS3F



DRS2K



DRS22/DRS2280



DRS2G



DRS40/  
DRS4180




DRS00 with Pembroke glass

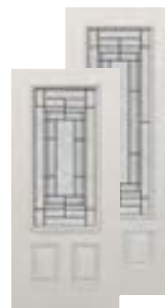
SMOOTH (CONT.)



DRS40




DRS29



DRS49/  
DRS3080



DRS49



DRS00



SLS60 SLS49 SLS00

MAHOGANY




DRM40



DRM40



DRM40



DRM40

KNOTTY ALDER



DRK2B

FIR



DRF3F

OAK



DRG40



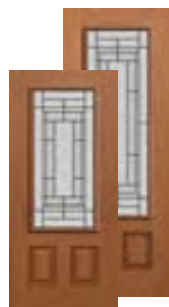
DRG40/  
DRG4180



DRG40



DRG29



DRG49/  
DRS3080



DRG49



DRG00



SLG60



SLG00

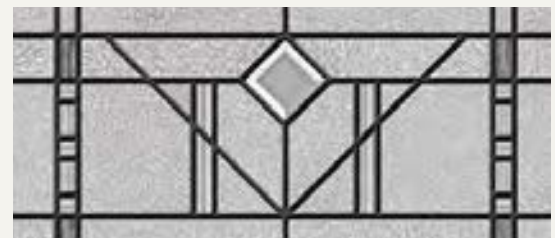
# DECORATIVE GLASS



DRG00/SLG00 with Riverwood glass

## Riverwood


Riverwood decorative glass beautifully showcases the impeccable artistry of the Craftsman style. With diamond-shaped bevels and captivating patina caming, this glass effortlessly enhances the aesthetic appeal and elegance of any space while still offering a high level of privacy.



### Privacy Rating

Low **1** **9 10** High

Patina Caming



Evolve Frame\*




Craftsman Frame\*




Modern Frame\*



Granite



Micro-Granite




Diamond Glass Bevels




Thin Reed

## CONFIGURATIONS (6/8 & 8/0)

### KEY

 STEEL (STL)  
ask for steel style #

 ADA bottom rail  
(10")

See page 14 for  
glass size details

### SMOOTH



DRS40



DRS3F



DRS2K



DRS22/  
DRS2280



DRS2G




DRS40/  
DRS4180





DRG00/SLG00 with Riverwood glass

SMOOTH (CONT.)



DRS29/  
DRS2980      DRS49/  
DRS3080      DRS49



DRS40      DRS00      SLS49      SLS00

MAHOGANY



DRM40      DRM40      DRM40      DRM40

KNOTTY ALDER




DRK2B

FIR



DRF3F

OAK



DRG40      DRG40/  
DRG4180      DRG29      DRG49/  
DRG3080      DRG49      DRG40      DRG00      SLG00

**NEW**

# DECORATIVE GLASS




DRG40 with Texas Star glass

## Texas Star

A radiant, sparkling beveled star surrounded by granite and glue chip glass, with patina coming and triple-glazed safety glass on both sides. Our Texas Star design truly reflects the spirit of freedom and is a masterpiece for the homes of the brave.



### Privacy Rating



Patina Coming




Flat Frame



Granite





Glue Chip Field



Clear Beveled

### KEY

-  STEEL (STL)  
ask for steel style #
-  ADA bottom rail  
(10")

See page 14 for glass size details

## CONFIGURATIONS (6/8 & 8/0)

### SMOOTH



DRS3F



DRS22



DRS2K



DRS2G



DRS40

### FIR



DRF3F

### OAK



DRG40



DRS22 with Texas Star glass

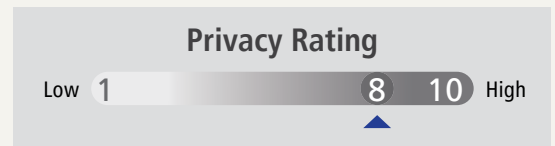
NEW

# DECORATIVE GLASS



## Torrance

Torrance is like a stunning flower, embraced by a modern straight line of bevels, accentuated by a stylish micro-granite glass border and zinc caming. It is triple-glazed with safety glass on both sides. This exquisite design truly reflects the essence of love.



Flat Frame



Clear Beveled



Micro-Granite

Zinc Caming

### KEY

STEEL (STL)  
ask for steel style #

See page 14 for  
glass size details

### CONFIGURATIONS (6/8)

SMOOTH



DRS40

MAHOGANY



DRM40

OAK



DRG40



DRG40 with Torrance glass

# PRIVACY GLASS




DRS00 with Blanca glass

## Blanca

Blanca's frosted glass and subtly textured surface makes it an excellent option for those seeking privacy and a modest background. The frosted glass not only obscures the view from the outside, but also adds a touch of elegance to any home. Blanca's design elements work together to create a sense of privacy and understated beauty.



### Privacy Rating



Evolve Frame\*



Zeel® Frame\*



Craftsman Frame\*



Modern Frame\*

### KEY

STEEL (STL)  
ask for steel style #

ADA bottom rail  
(10")

See page 14 for  
glass size details

### CONFIGURATIONS (6/8 & 8/0)

SMOOTH



DRS3F



DRS22



DRS2G



DRS40/  
DRS4180



DRS2K



DRS29



DRS49 with Blanca glass

SMOOTH (CONT.)



DRS49/  
DRS3080



DRS00/  
DRS0080



SLS60 SLS00

MAHOGANY



DRM40



DRM40

KNOTTY ALDER



DRK2B

OAK

FIR



DRF3F



DRG40/  
DRG4180



DRG29



DRG49/  
DRG3080



DRG00/  
DRG0080



SLG60 SLG00


# PRIVACY GLASS



DRS40 with Micro-Granite glass

## Micro-Granite

Micro-Granite, true to its name, combines texture and design to form a surface that evokes the appearance of finely polished pebbles. This unique blend offers a heightened sense of privacy without sacrificing style.



### Privacy Rating



Zeel® Frame\*



Craftsman Frame\*

### KEY

STEEL (STL)  
ask for steel style #

ADA bottom rail  
(10")

See page 14 for  
glass size details

### CONFIGURATIONS (6/8 & 8/0)

SMOOTH



DRS3F



DRS22



DRS2G



DRS40/  
DRS4180



DRS2K



DRS29





DRS3F with Micro-Granite glass

SMOOTH (CONT.)



DRS49/  
DRS3080



DRS00

MAHOGANY



DRM40



DRM40

KNOTTY ALDER



DRK2B

OAK

FIR



DRF3F



DRG40/  
DRG4180



DRG29



DRG49 /  
DRG3080



DRG00

NEW


# PRIVACY GLASS



DRS22 with Vapor glass

## Vapor

Capturing the essence of The Northern Lights, the Vapor glass showcases a mesmerizing combination of light and shadow, ensuring a moderate level of privacy for your entrance.



### Privacy Rating



Zeel® Frame\*



Craftsman Frame\*

### KEY

STEEL (STL)  
ask for steel style #

ADA bottom rail  
(10")

See page 14 for  
glass size details

### CONFIGURATIONS (6/8 & 8/0)

SMOOTH



DRS3F



DRS22



DRS2G



DRS40/  
DRS4180



DRS2K




DRS29



DRF3F with Vapor glass

SMOOTH (CONT.)



DRS49 /  
DRS3080

DRS00

MAHOGANY



DRM40

DRM40

OAK

KNOTTY ALDER



DRK2B

FIR



DRF3F



DRG49/  
DRG3080



DRG40/  
DRG4180



DRG29



DRG00

# SPOTLIGHTS® COLLECTION



DRS00 651-4A with clear glass

## Clear

Bring a touch of nostalgia to your home with Spotlights® doorglass. These timeless doors have been given a modern twist. Explore a range of architectural styles that perfectly match your home. Infuse your space with the charm of the 20th century and take a journey through the decades.



### Privacy Rating

Low **1** High **10**



Modern Frame

## CONFIGURATIONS (6/8)

### SMOOTH



DRS00  
651-4A



DRS00  
651-1A



DRS00  
842-5A



DRS00  
840-4A



DRS00  
840-3A



DRS00  
840-1B



DRS00  
840-3B



DRS00  
840-1A

Wood grain doors shown prefinished.

Unless ordered prefinished, textured doors will require glass frame insert to be primed and finished to match wood tone.



DRS00 842-5A with clear glass

SMOOTH (CONT.)




DRS00 694-2A



DRS00 694-1A




DRS00 842-3B




DRS00 842-1A



DRS00 843-3A



DRS00 843-3B



DRS00 843-1A

OAK



DRG00 651-4A



DRG00 651-1A



DRG00 842-5A



DRG00 840-4A



DRG00 840-3A



DRG00 840-1B



DRG00 840-3B



DRG00 840-1A



DRG00 694-2A



DRG00 694-1A



DRG00 842-3B



DRG00 842-1A



DRG00 843-3A



DRG00 843-3B



DRG00 843-1A



DRG00 842-5A with Rain glass

## Privacy




Modern Frame

### Privacy Rating

Low 1 9 10 High

9 10



## Frosted

A popular choice for adding privacy and style to any residential space. Frosted doorglass features a translucent, textured surface that diffuses light and obscures the view while allowing natural light to filter through.



## Cubed

Cubed glass is a unique and modern design element that adds a sleek and contemporary touch to any space. With its geometric shape and transparency, cubed glass can create stunning visual effects without sacrificing privacy.



## Rain

These unique inserts feature a textured pattern resembling raindrops running down a windowpane, adding a touch of excitement to any front door.



DRS00 651-4A with Frosted glass

## CONFIGURATIONS (6/8)

### SMOOTH

#### KEY

- F** Frosted Glass
- C** Cubed Glass
- R** Rain Glass



DRS00  
651-4A

**F C R**



DRS00  
651-1A

**F C R**



DRS00  
842-5A

**F C R**



DRS00  
694-2A

**F C R**



DRS00  
694-1A

**F C R**



DRS00  
842-3B

**F C R**



DRS00  
842-1A

**F C R**

### OAK



DRG00  
651-4A

**F C R**



DRG00  
651-1A

**F C R**



DRG00  
842-5A

**F C R**



DRG00  
694-2A

**F C R**



DRG00  
694-1A

**F C R**



DRG00  
842-3B

**F C R**



DRG00  
842-1A

**F C R**

# CLEAR GLASS



## Clear & External Grilles

Insulated glass doors provide the highest level of clarity possible. They require very little maintenance and upkeep yet consistently deliver reliable performance all year round. To enhance heat protection, our insulated doors are also available with Low-E glass, providing an extra layer of defense.



### Privacy Rating

Low **1** High **10**



Evolve Frame\*




Zeel® Frame\*



Craftsman Frame\*



Modern Frame\*



Standard Frame\*

### KEY

STEEL (STL)  
ask for steel style #

#### AVAILABLE OPTIONS:

Low-E Doorglass\*\*  
\*\*please call your local Rep

R Rain Glass

ADA bottom rail  
(10")

See page 14 for  
glass size details

### CONFIGURATIONS (6/8 & 8/0)

#### SMOOTH



DRS40



DRS40/  
DRS4180



DRS40



DRS40



DRS3F/  
DRS3F80  
(8/0 ONLY)



DRS40



SMOOTH (CONT.)



DRS00



DRS22/  
 DRS2280  
 (6/8 ONLY)



DRS2G



DRS40



DRS00



DRS22



DRS2G



DRS40



DRS2K



DRS00



DRS22



DRS2G



DRS40



DRS49/  
 DRS4180



DRS00/  
 DRS0080



DRS00



DRS0080



DRS00



DRS0080



SLS60



SLS60



SLS00



SLS00  
 SLS0080  
 (6/8 ONLY)

FIR

KNOTTY ALDER



DRK2B



DRK2B



DRK2B



DRF3F/DRF3F80  
 (8/0 ONLY)



DRS00 with clear glass

# CLEAR GLASS

## Clear & External Grilles (cont.)

### KEY

STEEL (STL)  
ask for steel style #

#### AVAILABLE OPTIONS:

Low-E Doorglass\*  
\*please call your local Rep

Rain Glass

ADA bottom rail  
(10")

See page 14 for  
glass size details

Wood grain doors  
shown prefinished.


Unless ordered prefinished,  
textured doors will require glass  
frame insert to be primed and  
finished to match wood tone.

### MAHOGANY



DRM40 DRM40 DRM40 DRM40 DRM40 DRM40 with Low-E DRM40 with Rain Glass

### OAK



DRM40 with Low-E DRM40 with Low-E DRM40 with Low-E DRM40 with Low-E DRG40 DRG40 DRG40



DRG40 DRG00 with ADA DRG40/DRG4180 DRG00 with ADA and Rain Glass DRG40 with Rain Glass DRG00 with ADA DRG40 with ADA



DRG49/DRG3080 DRG00/DRG0080 DRG00 DRG0080 DRG00 SLG60 SLG60 SLG00 SLG00/SLG0080 (6/8 ONLY)

# GBG COLLECTION



DRS00/SLS00 with clear glass


## Internal Grilles

Internal grille glass, or "GBG", are a popular and practical choice for homeowners looking to enhance the aesthetic appeal of their doors. These designs allow natural light to flow through and brighten interiors while simulating multiple glass panes.

Clear

**Privacy Rating**

Low **1** High **10**



Evolve Frame\*



Zeel® Frame\*



Detail

### KEY

STEEL (STL)  
ask for steel style #

ADA bottom rail  
(10")

See page 14 for  
glass size details

## CONFIGURATIONS (6/8 & 8/0)

SMOOTH



DRS00  
ADA



DRS2K  
ADA



DRS22/DRS2280  
ADA



DRS2G



DRS40



DRS29



DRS00

NEW

GBG Collection

# JELD-WEN

## Featuring NEW Split-Finished Steel

JELD-WEN's commercial-grade finish option for steel exterior doors delivers long-lasting color that's engineered to stand up to the elements and heavy daily use. The steel is coil-coated by a continuous finishing and curing process for a commercial-grade finish that resists scratches, chipping, and fading and eliminates the need for painting prior to installation.



- Requires no initial painting or touchups and needs minimal maintenance (*cleaning only*)
- On-trend black exterior with a classic white interior (*grille colors correspond with split finish*)
- Backed by a 10-Year Limited Warranty\*\*



Flat Frame




Detail



Clear Glass

CRAFTSMAN  
3-LITE



CC-866

4-LITE



CT-684-1P

6-LITE



CT-686

\*\*For complete warranty details, please see page 83

SMOOTH (CONT.)



DR500



SL500

MAHOGANY



DRM40

KNOTTY ALDER




DRK2B

OAK



DRG29



DRG00



DRG40



DRG00



DRG00



SLG00

# SDL COLLECTION



DRS2980 with clear glass

## Clear

Achieve the look of a genuine divided lite with the energy efficiency of a single lite by using simulated divided lite (SDL) inserts paired with clear insulated glass. These provide the desired appearance and have grilles that perfectly match your style and functional needs while staying within your budget.



### Privacy Rating



Evolve Frame\*



Craftsman Frame\*

## CONFIGURATIONS (6/8 & 8/0)

### SMOOTH



### KEY

STEELE (STL)  
ask for steel style #

#### AVAILABLE OPTIONS:

Low-E Doorglass\*  
\*please call your local Rep

B Blanca Glass

See page 14 for  
glass size details

Wood grain doors shown prefinished.

Unless ordered prefinished, textured doors will require glass frame insert to be primed and finished to match wood tone.

\*Note: not all frame styles are available for all glass sizes, please check with your local Rep



DRG29 with clear glass

SMOOTH (CONT.)



DRS3F\*  


DRS3F  


FIR



DRF3F  


DRF3F  


MAHOGANY



DRM40

OAK



DRG49

DRG29

DRG49/  
DRG3080

DRG4180

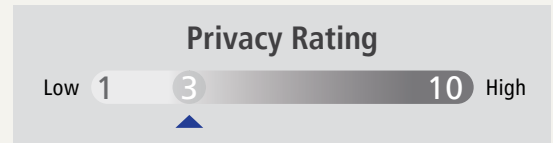
DRG00

SLG00

# SDL COLLECTION

## Clear Baroque

Clear Baroque is a one-of-a-kind glass that immediately grabs your attention with its unique swirling texture. This captivating glass is made by carefully blending different formulas, resulting in a mesmerizing look. Baroque architecture was renowned for its dynamic and dramatic elements, often breaking the rules of classical architecture. Our Clear Baroque glass features a mill finish grille between the glass panels, creating the illusion of true divided lights while maintaining energy efficiency. The unique design provides low privacy, allowing light to flow through the glass freely.



Evolve Frame\*



Craftsman Frame\*

### CONFIGURATIONS (6/8 & 8/0)

\*Note: not all frame styles are available for all glass sizes, please check with your local Rep

#### KEY

- ▶ STEEL (STL)  
ask for steel style #
- Ⓜ ADA bottom rail  
(10")

See page 14 for glass size details

#### SMOOTH



#### MAHOGANY



DRM40

#### OAK



DRG49

DRG29

DRG49/  
DRG3080

DRG4180

DRG00

SLG00





# MINI BLINDS COLLECTION



DRS40 with clear blinds + glass

## ODL Blinds + Glass

Enhance the look of your entryway with ODL blinds + glass entry doors, which brings a contemporary and sophisticated feel. Enjoy the convenience of enclosed blinds for easy lighting control and privacy management. Its user-friendly design and long-lasting performance guarantee effortless operation and reliability.


Clear

**Privacy Rating**

Low **1** High **10**



Zeel® Frame\*



Evolve Frame\*

### KEY

STEEL (STL)  
ask for steel style #

ADA bottom rail  
(10")

See page 14 for  
glass size details

### CONFIGURATIONS (6/8 & 8/0)

SMOOTH



DRS2K  
ADA



DRS22  
ADA



DRS2G



DRS40



DRS00/  
DRS0080



SLS00



DRG00 with clear blinds + glass

MAHOGANY



DRM40

DRM40

KNOTTY ALDER



DRK2B

OAK



DRG40

DRG00/  
DRG080

SLG00


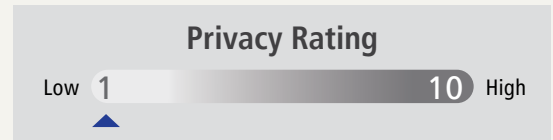
# DIRECT GLAZED COLLECTION

## Nova 90 Series



DRS1SL with Low-E glass

Plastpro's Nova 90 series features glass that is directly glazed into the door to create a seamless look. The large glass pane allows the most scenery and natural light into your home. This generous portion of glass comes with a modern 90 degree sticking and a brushed smooth fiberglass skin.



Brushed Smooth Graining



HydroShield Technology protects Plastpro doors against moisture and humidity infiltration by creating a fully composite barrier that encases and protects the door on all six sides. It prevents warping, delamination, corrosion, rotting, and the buildup of mold and mildew. When paired with our PF (Polyfiber) Door Frames, our doors with HydroShield Technology create an impenetrable entryway.

### CONFIGURATIONS (6/8 & 8/0)

SMOOTH



DRS12L

DRS15L/  
DRS15L80

SLS15L

SMOOTH  
W/MINI BLINDS



DRS15SBL/  
DRS15S80BL

SLS15SBL

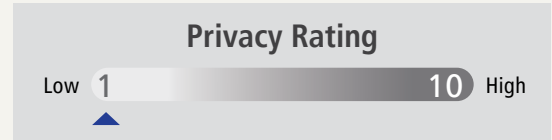
INTRODUCING

Onyx Nova 90



DRB1EL with Low-E glass


A striking new take on the beauty of the Nova 90 series, the Onyx collection features a durable pigmented fiberglass skin which does not require finishing. Enjoy the contemporary look of a black door without the need for frequent maintenance or painting.



Brushed Smooth Graining

CONFIGURATIONS (6/8 & 8/0)

SMOOTH



DRB1EL/  
DRB1EL80

DRB1SL/  
DRB1SL80

NOVA 90 FEATURES & BENEFITS

- 1 Composite Stile Cap
- 2 Full-Length LVL (hinge & strike side for extra rigidity)
- 3 Insulated 1" Glass
- 4 Compression Molded Fiberglass Skin
- 5 Brushed Finished Texture
- 6 Integrally Molded Glass Stop
- 7 High-Density Polyurethane Foam
- 8 ADA Compliant Bottom Rail
- 9 Composite Bottom Rail



Nova series features a 90 degree sticking as shown above

ADA bottom rail (10")

See page 14 for glass size details

# DIRECT GLAZED COLLECTION



DRS11L with clear glass

## Clear

Direct glazed doors feature factory-sealed glass for a true seamless design. Increase your light and visibility through a true shaker profile.

Applied grids increase the design elements of your door by simulating multiple panes while maintaining the energy efficiency of a single pane.



### Privacy Rating

Low **1** **10** High

## CONFIGURATIONS (6/8 & 8/0)

### KEY

ADA bottom rail (10")

#### AVAILABLE OPTIONS:

Low-E Doorglass\*  
\*please call your local Rep

See page 14 for glass size details

### SMOOTH



DRS3CG00/  
DRS3C80G00



DRS11L/  
DRS11L-80



**FSDG-100/  
FSDG-100-8**

(ADA 8/0 ONLY)



DRS12L



### FIR



DRF3C80G000

# Applied Grids



DRS3CG000-ACSDW23005 with clear glass

## CONFIGURATIONS (6/8 & 8/0)

### SMOOTH



DRS3CG000-ACSDW23005



DRS3C80G000-ACSDW23001



DRS3CG000-ACSDW23006



DRS3C80G000-ACSDW23002

### FIR



DRF3C80G000-ACSDF23005



DRF3C80G000-ACSDF23006

# MODERN COLLECTION



## Modern Doors

Discover the simple beauty of contemporary door designs from our modern collection. Featuring simple panel details and two decorative glass patterns to choose from, these sleek and stylish options can effortlessly transform the exterior of any home.

Rain      White Lami

5      9

Privacy Rating

Low 1      5      9 10 High

### CONFIGURATIONS (6/8 & 8/0)

#### KEY

ADA bottom rail (10")

#### SMOOTH



DMS1R  
ADA

DMS1L  
ADA

#### OAK



DMG46  
ADA

#### TEAK



DMT51





# PANEL DOOR COLLECTION

## Solid Panel

Our sleek and contemporary solid-paneled doors enhance your home's overall design and ambiance. Available in a variety of skin options and panel designs, these doors provide a clean and minimalistic aesthetic that will add a modern touch to any living space.



DRG2G








DRS41

### CONFIGURATIONS (6/8 & 8/0)

SMOOTH

#### KEY

- ▀ STEEL (STL)  
ask for steel style #
- 7/0 available
-  ADA bottom rail (10")

					
DRS00/DRS0080 <span style="color: #e67e22;">■</span> 	DRS3F/DRS3F80 <b>FS-300</b>  (8/0 ONLY)	DRS50 	DRS1K 	DRS22/DRS2280 <b>FS-200/FS-200-8</b> 	DRS2K 

Wood grain doors shown prefinished.

SMOOTH (CONT.)



DRS2D/DRS2D80  
**FS-201**



DRS29



DRS60/DRS4180  
**FS-600/FS-600-8**



DRS49



DRS40



DRS3P



DRS3080



DRS41/  
DRS4180



DRS6C




DRS2G/  
DRS2G80  
 (8/0 ONLY)



SLS60

SLS49



SLS00/  
SLS0080

KNOTTY ALDER



DRK2B

FIR



DRF3F

RUSTIC



DRATP/  
DRATP80



DRA1P/  
DRA1P80



DRA2P80



DRA2A/  
DRA2A80



DRA2D

OAK



DRG00



DRG29



DRG3080



DRG60/  
DRG4180



DRG49



DRG40



DRG41/  
DRG4180



DRG6C



SLG60 SLG00



DRS602

## Fire Doors

ABS takes pride in providing Fire-Rated door assemblies made from materials that effectively slow down or halt the spread of flames, block smoke or gas, and hinder the transfer of radiant heat. Our doors have the ability to prevent flames from spreading for durations ranging from 20 to 90 minutes, giving emergency services enough time to extinguish the fire, evacuate individuals, and salvage your property.


**FIRE RATING** | **20 MIN**

**FIRE RATING** | **90 MIN**

90-Minute doors are prepped to Timely Frames specification.

### CONFIGURATIONS (6/8 & 8/0)

#### KEY

 STEEL (STL)  
ask for steel style #


 7/0 available

**90 MIN**\*


\*90-min only available in 6/8 steel

#### SMOOTH



DRS002/DRS0080  
  **90 MIN**  
**FS-100**



DRS222/  
DRS22802  




DRS2D2



DRS602  




# SPECIALTY COLLECTION



## Pet Doors

Pet doors provide numerous benefits that enhance the quality of life for pets and their owners, such as granting freedom and autonomy to your beloved animals while offering convenience for pet parents. We have expanded our selection to include pet doors of different sizes. You now have the option to choose from medium, large, x-large, and super large.

### PET DOOR INSERTS SIZES:

	FLAP SIZE
<b>Ideal Medium</b>	7 x 11-1/4
<b>Ideal Large</b>	10-1/2 x 15
<b>Ideal X-Large</b>	10-1/4 x 15-3/4
<b>Ideal Super Large</b>	15 x 20
<b>Air Seal Medium</b>	6-5/8 x 11-1/4
<b>Air Seal X-Large</b>	10-1/4 x 15-3/4



#### KEY

- ▀ STEEL (STL)  
ask for steel style #
- 7/0 available

### CONFIGURATIONS (6/8 & 8/0)


SMOOTH



DRS00/  
DRS0080



OAK



DRG00/  
DRG0080



## Steel Louver Utility Door

This steel utility door for residential use is equipped with metal louvers that are pressed into the surface on both sides, ensuring optimal ventilation. It is constructed from 24-gauge galvanized steel and features internal bracing for added strength. The door comes pre-primed and ready to be painted with your desired finish. Softwood stiles are incorporated into the design, making it easy to customize and install hardware. The door is bored for a lockset with a 2-1/8" bore and a 2-3/8" backset, but it can also be obtained without a bore. It is an excellent choice for utility applications where ventilation is a priority. The kerfed bottom rail on 1-3/4" doors allows for the use of popular door sweeps. Please note that these doors are not fire-rated.


- Integral pressed metal louvers
- Wood stiles for easy hardware application
- Single bore prep for cylindrical lockset 2-1/8" x 2-3/8"
- Available with bore
- 24-gauge galvanized steel
- 11-11/16" bottom rails
- 1-3/8 and 1-3/4 thickness
- 6/8 and 8/0 height



# COMPONENTS & HARDWARE

## FINISHES

Choose from a wide assortment of on-trend finishes! Need help finding the color you're looking for? Just ask your local Sales Representative for special order options.



<b>605</b> Bright Brass	<b>609</b> Antique Brass	<b>613</b> Oil Rubbed Bronze	<b>619</b> Satin Nickel	<b>620</b> Antique Pewter	<b>622</b> Matte Black	<b>625</b> Bright Chrome	<b>626</b> Satin Chrome	<b>630</b> Satin Stainless Steel	<b>716</b> Aged Bronze
-------------------------------	--------------------------------	---------------------------------------	-------------------------------	---------------------------------	------------------------------	--------------------------------	-------------------------------	---	------------------------------

### J SERIES

Schlage's J Series door hardware offers a perfect blend of exquisite design and dependable security, guaranteeing exceptional performance while remaining budget-friendly.



### F SERIES

Schlage's F series locks are designed to provide long-lasting performance and exceptional value. With a diverse range of finishes and lever/knob styles to choose from, customers can find the perfect lock that suits their needs. These locks are built with durability in mind, ensuring that they will withstand the test of time.



### DEADBOLTS (B SERIES)

Deadbolts play a vital role in ensuring home security, offering an additional level of safeguard and tranquility to both homeowners and tenants.



### FC SERIES

Schlage's FC series locks are the epitome of security and style combined. With dozens of lever, knob and rosette combinations to choose from, the FC series is the perfect choice for those who prioritize both aesthetics and safety.



### HANDLESETS

Schlage residential handlesets offer both style and security for your home. With a wide range of designs and finishes to choose from, you can find the perfect handleset to compliment your home's aesthetic while keeping it safe and protected.





For complete hardware listing, please visit [SCHLAGE.COM](http://SCHLAGE.COM)

### ELECTRONIC DEADBOLTS

Schlage Encode smart locks offer advanced security features that blend convenience and protection for homes and businesses. After an easy installation, the Schlage Home app lets users control their locks remotely, get instant notifications of any activity, and set up unique access codes for family, friends, or visitors.



### DOOR HINGES

We offer a wide range of door hinges from Hager and Deltana in a variety of different finishes.\*

\*Please reference finish chart on page 80. Contact a Sales Rep to inquire about special order finishes.

#### TYPES



Standard Hinge



Ball Bearing



Square Hinge



Spring Loaded

### MAIL SLOTS



US15




10B

### KICK PLATES



US32D



10B

### PEEPHOLE DOOR VIEWERS

10B



26D



US15



# PREFINISH WARRANTY

---

## PREFINISHED FIBERGLASS AND STEEL ENTRY DOORS 5-YEAR LIMITED WARRANTY

American Building Supply (ABS) factory applied finishes on fiberglass and steel doors will not crack, peel, check or blister on the surface or lose adhesion for a period of five years from the date of purchase. ABS will, at its option, replace the affected part or unit; repair or refinish the affected part or unit; or refund the original purchase price of the unit to remedy any product failure under this warranty. Failures or defects<sup>1</sup> not covered under this warranty include, but are not limited to, the following; improper packing, handling, storage, installation, maintenance or cleaning. Exposure to harmful chemicals, fumes, vapors, scratches from pets or acts of God or any other cause or occurrence beyond ABS's reasonable control. Warranty is for residential single-family homes only and is non-transferable<sup>2</sup>. A written notification and proof of purchase from an ABS dealer must be submitted to American Building Supply for warranty claim and an inspection of the defective product may be required. **Any exterior door must be installed under an overhang with sufficient protection from sun and rain.**

### Other Notes and Limitations

- no flush glazed doors or vent lites can be prefinished
- on in-swing split finish units the strike edge will match the interior color, the hinge edge will match the exterior color
- on out-swing split finish units the strike edge will match the exterior color, the hinge edge will match the interior color
- the split finish divide on frames will be at the rabbet
- external grid lites will have the interior side of the grids prefinished the same color as the exterior
- mini-blinds will not have operators prefinished
- no screen door, screen track, or storm door preps will be available on prefinished frames
- no moistop or sisal-craft paper available
- stain kits are not available
- interior casing can not be prefinished
- touch-up paint is provided with product

### Receiving and Handling Instructions

- your receiving department needs to immediately inspect for handling or transit damage
- handling or damage claims submitted after 24 hours will not be accepted
- product must be kept in an upright position
- do not stack or lay flat
- keep packaging on product as long as possible until installation

**Important Legal Information** -- Please read this carefully. It affects your rights. This Limited Warranty document sets forth our maximum liability for our products. We shall not be liable for special, indirect, consequential, or incidental damages. Your sole and exclusive remedy with respect to any and all losses or damages resulting from any cause whatsoever shall be as specified above. **We make no other warranty or guarantee, either express or implied, including implied warranties of merchantability and fitness for a particular purpose to the original purchaser or to any subsequent user of the Product, except as expressly contained herein.** In the event state or provincial law precludes exclusion or limitation of implied warranties, the duration of any such warranties shall be no longer than, and the time and manner of presenting any claim thereon shall be the same as, that provided in the express warranty stated herein. This Limited Warranty document gives you specific legal rights, and you may have other rights that vary from state/province to state/province.

<sup>1</sup> A finish defect does not include fading due to UV or sunlight exposure. Non-uniform fading or color change is a natural occurrence if the exterior surfaces are not equally exposed to the sun and other environmental conditions.

<sup>2</sup> This warranty extends to the original owner (original owner means the contractor/dealer/distributor/purchaser and the initial owner of the structure where the product is initially installed) and is not transferable. The original purchaser of this product acknowledges that they have read this warranty, understand it and are bound by its terms and agrees to provide this warranty to the original owner of the structure into which the product is installed.

REV. 3/24

# JELD-WEN WARRANTY

## Interior and Exterior Door Slab and System Limited Warranty

### OUR WARRANTY TO YOU...

JELD-WEN® Products<sup>1</sup> are designed to create lasting value for your home. This warranty is effective for JELD-WEN products manufactured on or after **June 1, 2019** for use in the United States and Canada. Any previous warranties will continue to apply to door products manufactured by JELD-WEN prior to this date. For additional information, including care and maintenance, information, refer to [www.jeld-wen.com](http://www.jeld-wen.com) or [www.jeld-wen.ca](http://www.jeld-wen.ca).

#### WHAT THIS WARRANTY COVERS

We warrant to the original owner<sup>2</sup> if your JELD-WEN Product exhibits a defect in material or workmanship within the time periods from the date of purchase as specified below, we will, at our option, repair, replace or refund the purchase price of the Product or component part. Skilled labor<sup>3</sup> (where deemed necessary by us) to repair or replace any component is provided for **one (1)** year from the date of purchase.

#### Owner-Occupied Single-Family Residence Limited Warranty

Door Slabs: Except as set forth below, we warrant our door slabs, including any glass inserts, miscellaneous hardware, and accessories provided and installed by us, as follows:

Door Slab	Coverage
Fiberglass Exterior Doors	As long as you own and occupy your residence
Steel Exterior Doors	Ten (10) years
Wood Exterior Doors	Five (5) years
Interior MDF Doors	Ten (10) years
All Other Interior Doors	Five (5) years

**Factory Prefinish:** We warrant the factory-applied prefinish on our doors against peeling, checking, or cracking for periods listed below. Should the factory prefinish be proven defective, we will at our option, replace or refinish the door or pay up to the credit indicated per opening to the current owner. (Note: this coverage applies to factory-applied finish coat options only; standard factory-applied primer is not a finish coat.)

Product	Coverage	Refinish Credit
Aurora® Fiberglass Doors	10 years	\$350 per opening
Other Fiberglass and Steel Doors	10 years	\$100 per opening
Custom Exterior Wood Doors	1 year	\$250 per opening
Custom Interior Wood Doors	1 year	\$150 per opening
All other Doors	1 year	\$100 per opening

**Door Frames:** We warrant our door frames for **one (1)** year from the date of purchase.

**AuraLast® Protection for Door Slabs and Frames:** Our AuraLast pine wood door slabs will be free from wood decay and/or termite damage for **twenty (20) years** from the date of initial purchase. Our AuraLast pine door frame components will be free from wood decay and/or termite damage **for as long as the original consumer owns the home** in which the AuraLast wood frames are originally installed. Warranty coverage outside Canada, the contiguous 48 states and Alaska is contingent upon approval from the JELD-WEN Customer Care Department. Please contact us.

**Severe Weather® Glass:** We warrant each Severe Weather glass unit for **ten (10)** years.

**Retractable Screens:** We warrant retractable roll screens for **five (5)** years.

**Stress Cracks:** Applies to sealed glass units installed in exterior doors. Laminated glass and special glazings are excluded. Coverage for **one (1)** year includes replacement glass and skilled labor<sup>3</sup> necessary to replace the glass. Stress cracks occur when, in the first year after manufacture, the glass develops a crack without sign of impact.

#### Commercial Limited Warranty (Other than Owner-Occupied Single-Family Residence)

**All Door Slabs, Components, Prefinishes, and Options:** Warranty coverage is the lesser of **five (5)** years from the date of purchase or the period indicated above for Owner-Occupied Single-Family Residences.

#### Transferability

This warranty is not transferable.

*Continued on next page*

## HOW TO GET ASSISTANCE

If you have a problem with your JELD-WEN Door, immediately upon discovery, contact the distributor or dealer from whom you purchased our product or contact us directly:

<b>In the United States:</b>	
Mail:	JELD-WEN Customer Care Attn: Door Warranty Claims P.O. Box 1329, Klamath Falls, OR 97601
Phone:	800-JELD-WEN (800-535-3936)
Fax:	800-436-5954
Email:	CustomerServiceAgents@jeld-wen.com
Web:	www.jeld-wen.com/contact-us
<b>In Eastern Canada:</b>	
Mail:	JELD-WEN Service Department 90, rue Industrielle Saint-Appollinaire, Quebec, Canada G0S 2E0
Phone:	800-463-1930
Fax:	888-998-1599
<b>In Western Canada:</b>	
Mail:	JELD-WEN Service Department 550 Munroe Avenue Winnipeg, Manitoba, Canada R2K 4H3
Phone:	888-945-5627 204-668-8230
Fax:	204-663-1072
Email:	wpgservice@jeld-wen.com

We can respond quickly and efficiently if you provide the following: a) date and location of purchase, or product

identification from the tag on the top edge of the slab, b) how to contact you, c) the address where the product can be inspected, and d) a description of the apparent problem and the product (photographs are helpful).

### What We Will Do

Upon receiving your notification, we will send out an acknowledgement within three business days to the contact, which you have provided. We will investigate your claim and will begin to take appropriate action within 30 days after receipt of notification. If your warranty claim is denied, we may charge an inspection fee for an onsite inspection that is required or requested by you.

If your claim is approved, and we choose to repair or replace the product or a component of the product, the replacement product/component will be provided in the same specification as the original product or its nearest equivalent current product. Replacement products, components and services are warranted for the balance of the original product or service warranty, or 90 days, whichever is longer.

If the claimed nonconformity is warp of a door slab, we may defer repairing or replacing the door slab for a period up to 12 months from the date of claim. It is not uncommon for a temporary warp condition to occur as the door slab adjusts to local humidity and temperature conditions. This deferral will not be counted against the warranty period.

Product Purchase Date: \_\_\_\_\_

Order Number: \_\_\_\_\_

## WHAT THIS WARRANTY DOES NOT COVER

JELD-WEN manufactures and sells both individual door slabs and complete door systems. This warranty does not cover parts or components (e.g., locksets, handles, etc.) not sold by JELD-WEN to the original owner. See your distributor or dealer regarding the warranty on the entire door system and/or these other components.

JELD-WEN is not liable for damage, product failure or poor product performance due to:

- Normal wear and tear, including normal wear and tear of weatherstrip; and natural weathering of surfaces. Variations in the color or texture of wood or finish; surface cracks that are less than 1/32" in width and/or 2" in length; for knotty alder and juniper: surface checks that are less than 1/8" in width and/or 5" in length, and knot placement, quantity, or size.
- Normal wear and tear to hardware and naturally occurring changes to hardware finishes (e.g., corrosion or tarnishing).
- Misuse or abuse; failure to follow the care and maintenance instructions.
- Alteration or modification of the Product (e.g. customer applied peepholes, mail slots, security systems).
- Any cause beyond our reasonable control (e.g. fire, flood, earthquake, other acts of nature, and acts of third parties outside of our control).
- Failure to provide an adequate overhang for exterior doors; damage caused by extreme temperature buildup where storm doors are present. For general guidelines, see our "Appropriate Protection for Exterior Doors" in our product literature or at [www.jeld-wen.com/resources](http://www.jeld-wen.com/resources); for specific information pertaining to your structure, consult your contractor or other building professional.
- Improper installation not in conformance with JELD-WEN installation instructions (note: see [www.jeld-wen.com](http://www.jeld-wen.com) for current installation instructions); operational problems and problems related to water and/or air infiltration/leaking as a result of improper installation or flaws in building design or construction.
- Installation into a condition that exceeds product design standards and/or certified performance specifications and/or is not in compliance with building codes.
- Improper field finishing of all surfaces (front and back) and edges (top, bottom, and sides) of the door slab and frame (See our Finishing Instructions at [www.jeld-wen.com/resources](http://www.jeld-wen.com/resources)); variation or unsatisfactory results in sheen or texture resulting from the field application of paint or any other finishing material.
- Bow or misalignment in the frame or jamb in which the door slab is hung (if such is purchased from JELD-WEN unmachined and not prehung).
- Wood decay for wood components other than of AuraLast pine; and wood decay for any wood

Continued on next page

components (including pine) that come in direct contact with soil. Note: superficial mold/mildew does not indicate wood decay.

- Structural integrity issues or other problems caused by improper field fitting of the hardware, improper sizing of the door slab, or other assembly problems.

JELD-WEN is also not liable for:

- Warp for any 3'6" wide by 8' 0" high by 1 3/4", or smaller door slab, which does not exceed 1/4" in the plane of the door slab itself; door slabs wider and/or higher are not guaranteed for warp.
- Slight expansion or contraction due to varying environmental conditions; slab movement (shrinkage or swelling) of 1/4" or less due to temperature and humidity, consult our Care & Maintenance documents on how to work with this natural movement.
- Screen damage due to normal wear and tear, misuse, abuse, or insect or animal activity.
- Discoloration or rusting of decorative metal accent options, such as grilles, davos, straps, etc.; discoloration of wood sills provided by us.

- Hardware, accessories or inserts that are not provided by us.
- Condensation or damage as a result of condensation (Note: unless due to insulating glass failure, most condensation problems are related to excessive humidity levels in a structure; contact a heating/air conditioning specialist for help).

- Slight imperfections or wavy distortions in the glass that don't impair structural integrity. Note: wavy distortions in the glass (e.g. related to laminate interlayer or heat strengthening of glass) are not considered a defect. Slight color variations in glass are not considered a defect.
- Labor and materials for repainting or refinishing activities or the removal or disposal of defective product(s); labor exceeding the time periods specified above.
- Incidental or consequential damage. Some states/provinces do not allow the exclusion or limitation of incidental or consequential damages, so this may not apply to you.

**Important Legal Information -- Please read this carefully. It affects your rights.**

**This Limited Warranty document sets forth our maximum liability for our products. We shall not be liable for special, indirect, consequential, or incidental damages. Your sole and exclusive remedy with respect to any and all losses or damages resulting from any cause whatsoever shall be as specified above. We make no other warranty or guarantee, either express or implied, including implied warranties of merchantability and fitness for a particular purpose to the original purchaser or to any subsequent user of the Product, except as expressly contained herein. In the event state or provincial law precludes exclusion or limitation of implied warranties, the duration of any such warranties shall be no longer than, and the time and manner of presenting any claim thereon shall be the same as, that provided in the express warranty stated herein. This Limited Warranty document gives you specific legal rights, and you may have other rights that vary from state/province to state/province.**

**Any dispute, controversy or claim arising out of or relating to this warranty, any alleged breach thereof, or the use or sale of the products to which this warranty applies shall be resolved by mandatory and binding arbitration administered by the American Arbitration Association in accordance with its commercial arbitration rules. Any ensuing arbitration will be venue in Charlotte, North Carolina. Original purchaser agrees that they may assert claims against JELD-WEN in their individual capacity only, and not as a plaintiff or class member in any purported class action proceeding. This warranty shall be interpreted in accordance with the laws of North Carolina (excluding North Carolina's conflict of laws principles). This warranty shall be interpreted in accordance with the laws of Oregon (excluding Oregon's conflict of laws principles). If any provision of this warranty is deemed illegal or unenforceable in a judicial proceeding, that provision shall be severed and excluded, and the remainder of this warranty shall continue in force. Rejection of these dispute resolution provisions must be sent to JELD-WEN at the address provided herein within thirty (30) days of original purchaser's receipt of the Products to which this warranty applies.**

No distributor, dealer or representative of JELD-WEN has the authority to change, modify or expand this warranty. The original purchaser of this Product acknowledges that they have read this warranty, understand it and are bound by its terms and agrees to provide this warranty to the original owner of the structure into which the Product is installed.

<sup>1</sup>"JELD-WEN Products" shall refer to interior and exterior door slabs and systems marketed under the JELD-WEN brand name for use in the United States and Canada. See our separate Export Warranty for applicable coverage on products used outside the United States and Canada.

<sup>2</sup>This warranty extends to the original owner (original owner means the contractor/dealer/distributor/purchaser and the initial owner of the structure where the product is initially installed) and is not transferable. The original purchaser of this product acknowledges that they have read this warranty, understand it and are bound by its terms and agrees to provide this warranty to the original owner of the structure into which the product is installed. Should state or provincial law preclude no transferability, then the warranty period is effective as applicable up to **five (5)** years from the date of initial purchase for door slabs and systems and **one (1)** year from the date of manufacture for the factory prefinish.

<sup>3</sup>"Skilled labor" refers to tasks where specialized technical knowledge, experience, methods or tools are required to properly identify, diagnose and/or correct product-related problems.

# ODL DOORGLASS WARRANTY

## LIMITED PRODUCT WARRANTY FOR ENTRANCE COMPONENTS

### Warranty Coverage

Subject to the conditions, exclusions and limitations stated herein. ODL Incorporated (ODL) warrants that its entrance components product (Product) is free from defects in material and workmanship that would render the Product unfit for its normal and recommended use.

This warranty applies only to the first purchaser (Customer) of the Product from ODL. This warranty does not extend to the ultimate consumer, and this warranty is not intended to be conveyed to the ultimate consumer or to be brought to the ultimate consumer's attention in connection with the sale of any goods of which the Product becomes component.

The duration of this warranty begins on the date of purchase by the customer and extends for the following periods:

1. Twenty-year warranty for the insulated glass component of the Product. For the High Performance, FiberPro and FiberMate frame components, ODL must receive this written claim within the products lifetime.
2. One-year warranty for all other components of the Product.
3. If the product uses FiberMate®, FiberPro™, or HighPerformance® frame materials, there is a lifetime limited warranty on the frame components.
4. If the product is a Blink® Internal Blind, twenty-years on operation of the Blind, insulated glass seal and the external control mechanism attached to the glass.
5. If the product is a Doorglass Shade: ten-year warranty on the operation of the shade, the fabric, and the external control mechanisms attached to the glass.
6. If the product is a Blink® Severe Weather Doorglass unit: a twenty-year warranty for the insulated glass seal, and operation of the blind and external controls.
7. If the product is a Pro-Series Ventilating doorlight (ODL Model 799 only) twenty-year warranty for all components of the product.
8. If the product is a Veranda™ external grille, there is a twenty-year glass seal and a five-year finish warranty.
9. If the frame is PVC material (Built and sold by ODL Canada) there is a 5-year limited warranty on the frame components.

### Warranty Coverage

This warranty does not cover:

1. Defects or damages arising out of shipment by common carriers, private transportation or other means of transportation.
2. Defects or damages arising out of improper handling, cleaning, or maintenance, defective or improper glazing, installation, or finishing (including glazing, installation or finishing not in accordance with ODL's instructions) accident, act of God, intentional human acts, misuse, abuse, or any circumstances beyond the control of ODL.
3. Product installed in or submitted to high heat conditions, high moisture conditions, high vibration, or extreme temperature changes.
4. Product installed in sloped glazing.

5. Product containing plastic components, installed in high heat conditions, such as behind a storm door, or painted a dark color.
6. Product subjected to stress resulting from localized application of heat, movement of building and or building components, or expansion or contraction of framing members.
7. Labor, shipping, or other charges incurred or claimed by the Customer.
8. Accessories manufactured by persons other than ODL.
9. Product manufactured prior to April 1, 1986

### Inspection and Discovery of Defect

It is the Customer's responsibility to inspect the Product immediately upon receipt of shipment. If a defect covered upon such inspection, then the Customer must follow the Warranty Claim Procedures set forth below.

ODL shall have no obligation under this warranty with respect to any defect reasonably discoverable upon immediate inspection after the Product has been installed (or otherwise used). If a defect occurs after receipt of shipment within the warranty period, then the Customer must also follow the Warranty Claim Procedures set forth below.

### Warranty Claim Procedures

The Customer must adhere to the following procedure in order to make a claim under this warranty:

1. The Customer must present a written claim to ODL Incorporated, 215 East Roosevelt Avenue, Zeeland, MI, 49464, within 30 days after discovering a defect. For the High Performance Frame component, ODL must receive this written claim within the Products lifetime. For the insulated glass component, Blink® Internal Blind Insulated Unit or Mechanism, or the Pro-Series Ventilating doorlight, ODL must receive this claim within the twenty-year warranty period. For all other components of the Product, ODL must receive this claim within the one-year warranty period.
2. The Customer must use reasonable diligence to include in the written claim all of the following:
  - a. Adequate description of the claim defect(s).
  - b. Identification of Product design or pattern.
  - c. Exact Product size.
  - d. Date Product was manufactured (this date is permanently stamped inside the sealed glass on the aluminum tubular spacer).
  - e. Date of the Customer's purchase, the place of purchase, the purchase price and the date of delivery to the Customer.
3. The Customer must, if requested by ODL permit ODL or it's representative to inspect the product.

### Warranty Claim Procedures

After receiving a valid claim, ODL will, at its option, either (A) repair the Product, or (B) provide a replacement Product (or part, as appropriate) of like kind and design.

Replacement of the insulated glass component or a Blink® Internal Blind Insulated Unit or Mechanism component of the Product will result in the following charge to the Customer based on the percentage of ODL's then current wholesale price for a comparable.

Product:

Period After Amount of Charge

Purchase (years)	to Customer
0-5	none
6	20%
7	30%
8	40%
9	50%
10	60%
11-15	70%
15-20	80%

If ODL elects to provide a replacement Product, the limited warranty on the replacement Product will last for the balance of the warranty on the original Product. If the Customer fails to provide satisfactory proof of the date of purchase, the date of manufacture shall be used instead.

ODL's liability under this warranty is limited to either (A) or (B) above, and ODL will in no event be responsible for shipping, labor, removal of original Product, installation of Product, expenses, or other charges, costs or claims incurred by the Customer.

### Disclaimer Of Warranty

ODL makes no implied warranty, including a warranty of merchant-ability or fitness for a particular purpose, with respect to the product or any replacement, and ODL makes no other warranties, expressed or implied, statutory or otherwise, with respect to the product (or any replacement). except to the extent provided herein.

### Limitation Of Remedies

The remedies set forth above are the customer's exclusive remedies for breach of warranty or negligence. in no case shall ODL be liable to the customer or any other person for any general, incidental, or consequential damages.

Unless modified in a later writing signed by both ODL and the Customer, this warranty is the complete and exclusive warranty related to the Product, and it supersedes all earlier agreements and other communications relating to the Product. No employee of ODL or any other party is authorized to make any warranty in addition to this warranty. Invalidation of any one or more of the provisions of this warranty shall not invalidate or affect one of the other provisions.

This warranty is not transferable. Effective February 28, 1994

# DOORMERICA WARRANTY

---

## LIMITED LIFETIME WARRANTY

Locks include: ASIL, ML, LHV and LSV series, Closers include: DC40, DC70, DC851 series, Exit Devices include: ED701 series, Hinges include: All commercial grade. EXCEPTIONS for all categories: Electrified products.

Subject to the limitations of liability set forth below, American Building Supply Inc. warrants to purchasers that the mechanical door hardware products which the company sells under the Doormerica Hardware name are free from mechanical defects in workmanship and materials under normal use and regular service and maintenance for a period of the useful life of the building in which originally installed. Warranty on finish is 3-years with the EXCEPTION of 10B/613 Finish.

THIS IS THE SOLE AND EXCLUSIVE WARRANTY GIVEN BY THE COMPANY WITH RESPECT TO THE PRODUCTS AND IS IN LIEU OF ANY AND ALL OTHER WARRANTIES, EXPRESS OR IMPLIED, ARISING BY OPERATION OF LAW, ORDINANCE OR OTHERWISE, ALL IMPLIED WARRANTIES, INCLUDING BUT NOT LIMITED TO THE WARRANTIES OF MERCHANTABILITY, NONINFRINGEMENT, AND FITNESS FOR A PARTICULAR PURPOSE, ARE HEREBY EXCLUDED.

This warranty does not cover defects or damage arising from improper installation, incorrect application, any product installed in a hostile environment causing premature corrosion or wear and tear, lack of or improper maintenance, improper storage, shipping and handling, ordinary wear and tear, misuse, abuse, accident, unauthorized service, or use with unauthorized products or parts or an act of God.

The sole and exclusive liability of American Building Supply Inc. under this warranty or otherwise, shall be limited to the repair or replacement of any product or component part which shall prove defective to the original purchaser from the company. The company will not pay for the costs or repair performed other than in accordance with this warranty. THE COMPANY SHALL NOT BE LIABLE FOR DAMAGES CAUSED BY DELAY IN PERFORMANCE AND IN NO EVENT, REGARDLESS OF THE FORM OF THE CLAIM OR CAUSE OF ACTION (WHETHER BASED ON CONTRACT, INFRINGEMENT, NEGLIGENCE, STRICT LIABILITY, OTHER TORT OR OTHERWISE), SHALL THE COMPANY'S LIABILITY TO PURCHASER AND/OR ITS CUSTOMERS EXCEED THE PRICE PAID BY PURCHASER FOR THE SPECIFIC PRODUCTS PROVIDED BY THE COMPANY GIVING RISE TO THE CLAIM OR CAUSE OF ACTION. PURCHASER AGREES THAT IN NO EVENT SHALL THE COMPANY'S LIABILITY TO PURCHASER AND/OR ITS CUSTOMERS EXTEND TO INCLUDE INCIDENTAL, CONSEQUENTIAL OR PUNITIVE DAMAGES RESULTING FROM USE OF THESE PRODUCTS, OR ARISING OUT OF ANY BREACH OF THIS WARRANTY. The term "consequential damages" shall include, but not be limited to, loss of anticipated profits, business interruption, loss of use or revenue, cost of capital or loss or damage to property or equipment. The foregoing limitations and exclusions are intended to be effective to the maximum extent permitted by law. This warranty is governed by the law of the State of California without regard to its conflicts of law principles. The company and purchaser agree that the United Nations Convention on Contracts for the International Sale of Goods and the United Nations Convention on the Limitation Period in the International Sale of Goods shall not apply to sales of the products covered by this warranty.

Written notice of a product believed to be defective as covered by this warranty should be sent to American Building Supply Inc. Attention DOORMERICA HARDWARE WARRANTY 6300 South Watt Ave. Sacramento, CA 95828 USA, within 30 days from the discovery of the alleged defects, and should include the purchaser's name and address, identification of the product, and brief description of the defect. Upon receipt of such notice, the company will inform the purchaser where to ship such product, shipping charges prepaid, for examination. In the event such examination reveals a defect covered by this warranty, the Company will, at its own option, repair or replace the product, and return it or the replacement to the purchaser, with charge only for transportation.

REV. 6/21

# ALLEGION WARRANTY

## DOOR HARDWARE WARRANTIES RESIDENTIAL

Product type	Series	Warranty period		
		Series	Series	Series
Entrance handles	Schlage Entrance Pull Handles - 316 Marine Grade stainless steel	10 years		**
Door furniture	Schlage Verta™	10 years		25 years
	Schlage Form, Medio, Grande, Valor, Moda, Element, Fortune	10 years		**
	Schlage Regent Series - Entrance sets, knobs, levers, and deadbolts	25 years		**
	Schlage F Series - Entrance sets, knobs, and levers	Lifetime		PB/SNPLife-timeAB/B/SCP 10years
	Schlage B Series - Deadbolts			
Locks & cylinders	Schlage Euro Mortice locks	10 years		**
	Schlage Euro profile cylinder, ME Euro profile cylinder			
	Schlage sliding door locks - mortice and Stella			
Electronic locks	Schlage Encode™	Limited lifetime*	3 years	**
	Schlage Ease™	2 years	2 years	**
	Schlage S-Series			
	Schlage FE and BE Series Electronic Keypad lock	Lifetime	3 years	Lifetime
Schlage General hardware	Ancillary hardware, Cavity sliding hardware, Door stops, Hinges, Architectural hinges, Escutcheons and turns, Flush pulls	10 years		**
Door controls	Briton 200 Series	5 years		**
	Briton 1120, 1130 Series	10 years		**

\*Subject to the terms and conditions of the warranty, on selected Electronic Locks, Schlage extends a lifetime limited mechanical and finish warranty and a three-year limited electronics warranty to the original consumer user ("Original User") of our Schlage brand product ("Product") against defects in material and workmanship, as long as the Original User occupies the residential premises upon which the Product was originally installed.

\*\*Refer to [allegion.co.nz](http://allegion.co.nz) for specific warranty details and limitations, [allegion.co.nz/finisheswarranty](http://allegion.co.nz/finisheswarranty) for our warranty finishes, or contact our Allegion Customer Service team on 0800 477 869.

## WARRANTY TERMS AND CONDITIONS

Allegion ("Company" or "Seller") warrants its products to be free from defects in material and workmanship for the periods stated from the date of purchase. The Company will, at its option, repair or replace any products which in the opinion of the Company are found to be defective, provided said products are returned to Allegion, freight prepaid. The Company reserves the right to inspect the installation of defective products before any removal and return of any such products.

This warranty excludes deterioration of decorative finishes, unless those finishes are specifically listed in the product warranty.

Additional exclusions or conditions applicable to the warranty are as follows:

- The warranty shall not cover any defect or damage which may be caused or partly caused by or arise through
  - failure on the part of the Buyer to properly install or maintain any Goods; or
  - failure on the part of the Buyer to follow any instructions or guidelines provided by the Seller; or
  - any use of any Goods otherwise than for any application specified on a quote or order form accepted by Seller; or
  - the continued use of any Goods after any defect becomes apparent or would have become apparent to a reasonably prudent operator or user; or
  - fair wear and tear or any accident or act of God.
- The warranty shall cease and the Seller shall thereafter in no circumstances be liable under the terms of the warranty if the Goods are repaired, altered or overhauled without the Seller's consent.
- In respect of all claims the Seller shall not be liable to compensate the Buyer for any delay in either replacing or repairing the Goods or in properly assessing the Buyer's claim.

For Goods not manufactured by the Seller, the warranty shall be the current warranty provided by the manufacturer of Goods, if any, and to the extent that such warranty can be transferred by Seller to Buyer.

No other warranties, express or implied, are made with respect to the products or services including, but not limited to, any implied warranty of merchantability or fitness for a particular purpose

This warranty does not exclude, restrict or modify any statutory rights.

Allegion shall in no event be liable for any incidental or consequential damages for breach of any warranty..



## DOOR HARDWARE WARRANTIES COMMERCIAL

Product type	Brand	Series	Warranty period
Locks and latches	Legge	990MF, 995MF	30 year
	Legge	Tubular latches and bolts, night latch, G2, 951	10 year
	Schlage	A, AL, B250, B500, CL1000, D, ND, brass padlocks	
Cylinders and keying	Schlage	Cylinders (excluding keys)	10 year
Door furniture	Legge	67, 500, 700, 800, 5300, 5400	30 year
	Legge	6000, 8000	10 year
	Schlage	Form	10 year
Entrance handles	Schlage	316SS Marine Grade Pull Handles	10 year
Door controls (Closers, floor springs & transom closers)	LCN	1000, 4000	30 year
	LCN	3130, 6030	15 year
	Briton	1120, 1130, 2300, 2400, 2700, 2800, 5000, 7500	10 year
	LCN	4040SE, 4310ME	30 year mechanical 2 year electronic
	Eco Schulte	ETS	5 year mechanical 2 year electronic
Door controls (ancillary hardware)	Briton	3000 selectors	10 year
	Ives	7253 pivot set, COR coordinators, FB40 auto flush bolts	
	Glynn Johnson	450 Overhead stops/holders	
Exit devices	Briton	372E, 376E, 377E, 378E, 379E	10 year
	Von Duprin	22, 2227, 33A, 3327A, 88, 8827, 99, 9927	
			ALK alarm kit, EL electric latch retraction

## WARRANTY TERMS AND CONDITIONS

Allegion ("Company" or "Seller") warrants its products to be free from defects in material and workmanship for the periods stated from the date of purchase. The Company will, at its option, repair or replace any products which in the opinion of the Company are found to be defective, provided said products are returned to Allegion, freight prepaid. The Company reserves the right to inspect the installation of defective products before any removal and return of any such products.

This warranty excludes deterioration of decorative finishes, unless those finishes are specifically listed in the product.

Additional exclusions or conditions applicable to the warranty are as follows:

1. The warranty shall not cover any defect or damage which may be caused or partly caused by or arise through:
  - a. failure on the part of the Buyer to properly install or maintain any Goods; or
  - b. failure on the part of the Buyer to follow any instructions or guidelines provided by the Seller; or
  - c. any use of any Goods otherwise than for any application specified on a quote or order form accepted by Seller; or
  - d. the continued use of any Goods after any defect becomes apparent or would have become apparent to a reasonably prudent operator or user; or
  - e. fair wear and tear, or any accident or act of God.
2. The warranty shall cease and the Seller shall thereafter in no circumstances be liable under the terms of the warranty if the Goods are repaired, altered or overhauled without the Seller's consent.
3. In respect of all claims the Seller shall not be liable to compensate the Buyer for any delay in either replacing or repairing the Goods or in properly assessing the Buyer's claim.

For Goods not manufactured by the Seller, the warranty shall be the current warranty provided by the manufacturer of Goods, if any, and to the extent that such warranty can be transferred by Seller to Buyer.

No other warranties, express or implied, are made with respect to the products or services including, but not limited to, any implied warranty of merchantability or fitness for a particular purpose.

This warranty does not exclude, restrict or modify any statutory rights.

Allegion shall in no event be liable for any incidental or consequential damages for breach of any warranty.

REV. 3/24

# PLASTPRO WARRANTY

---

## LIMITED WARRANTY AND LIMITATION OF LIABILITY FOR PLASTPRO DOOR PRODUCTS

### 1. Limited Warranty

When sold directly by Plastpro or through an authorized retailer, Plastpro, Inc. (“Plastpro”) door products (“Product”) are guaranteed to be free of defects in material and workmanship that might unreasonably affect its performance. This Limited Warranty initiates on the original date of purchase from Plastpro or an authorized retailer and continues for the stated duration, so long as the original purchaser continues to own and reside in the property in which the Product was installed. This Limited Warranty is non-transferable. For the avoidance of doubt, this Limited Warranty does not cover any product not manufactured by Plastpro, even if it is sold through Plastpro.

This Limited Warranty excludes any Product defects or failures caused by the following:

- Fire, corrosive fumes, stains, contact with chemically abrasive substances, acts of God, and/or any events or actions not controlled by Plastpro;
- Normal wear and tear;
- Damage caused by high winds, floods, fire and/or other conditions that exceed Plastpro product design and testing specifications;
- Damage caused by localized application of heat, movement of building or building components, and/or expansion or contraction of building or building components;
- Damage caused by freight carriers, common carriers, private transportation, or any other means of transportation or handling that occur after the product leaves Plastpro facility;
- Components not supplied by parties other than Plastpro or its agents;
- Damage or changes to the door by installation or repair; and/or
- Products with storm doors.

This Limited Warranty sets forth the only warranty for the Products. Plastpro provides no other warranties or representations of any kind, express or implied, statutory or otherwise, with respect to the Products including, without limitation, any implied warranties of merchantability or fitness for a particular purpose. All such warranties are hereby specifically disclaimed. Plastpro shall not be liable for any knowledge of the Product’s intended use. Moreover, no statement or conduct by Plastpro or its representatives, in addition to or beyond this Limited Warranty, shall constitute a warranty. For more information about Plastpro’s Limited Warranty by product, please refer to Plastpro website and the article “Recommended Door Installation, Care & Maintenance” (<http://www.plastproinc.com/how-to-guides>).

---

## 2. Claims

No claim under this Limited Warranty is valid unless: (1) it is received in writing by Plastpro within ten (10) days of the date the alleged defect was discovered; (2) Plastpro is given an opportunity to sufficiently inspect the allegedly defective Product; and (3) at Plastpro's request, you provide representative samples of the allegedly defective Product to Plastpro in accordance with Plastpro's instructions. To file a warranty claim, you should first contact the builder or dealer where you purchased the Product. If not possible, you can contact Plastpro's customer service at CUS-Support@plastproinc.com. Your claim email must contain all of the following:

1. Name and address of the owner of the residential and commercial property;
2. Name of the installer;
3. Proof of purchase and the original date of purchase;
4. Product catalog number and description; and
5. Detailed explanation and pictures of the alleged defect.

## 3. Limitation of Liability

Your sole and exclusive remedy for Plastpro's breach of this Limited Warranty, and Plastpro's sole and exclusive liability to you for any breach of this Limited Warranty, shall be, at Plastpro's sole discretion: (1) repair of the Product; (2) replacement of the same type, size and quantity of the Product; or (3) a credit or refund of the purchase price of the Product. If Plastpro elects to provide a replacement, the Limited Warranty for the replacement will continue for the balance of the original warranty period for the original Product. If the original purchaser fails to provide satisfactory proof of the date of the purchase, the Limited Warranty shall be deemed to commence on the manufacture date. **Your (the original purchaser's) total remedy and Plastpro's maximum liability shall not exceed the purchase price.** In no event shall Plastpro be liable for any for lost profits, loss of goodwill, loss of business opportunities, damage to reputation, special damages, indirect damages, punitive damages, exemplary damages, incidental damages, or consequential damages, including without limitation any costs incurred relating to the removal or reinstallation of allegedly defective Product.

## 4. General

This Limited Warranty may only be modified or altered in writing by Plastpro management. In the event that any provision of this Limited Warranty is held to be illegal or unenforceable by any court of competent jurisdiction, the remaining provisions of this Limited Warranty shall remain in full force and effect. This Limited Warranty shall be governed by the laws of the state of California. Any and all disputes arising out of or relating to this Limited Warranty shall be subject to the exclusive jurisdiction of the state or federal courts located in Los Angeles, California or, at Plastpro's sole election, to binding arbitration before a single arbitrator pursuant to the American Arbitration Association's Commercial Dispute Resolution Procedures, with such arbitration taking place in Los Angeles, California. Plastpro reserves the right to revise this Limited Warranty and Limitation of Liability without notice at any time.

REV. 3/23



DRS00 with clear glass



For more information on  
ABS products and  
services, please visit  
[abs-abs.com](https://abs-abs.com)

**ABS Sacramento**  
6300 South Watt Ave  
Sacramento, CA 95829  
p. (916) 379-4200  
f. (916) 379-4285

**ABS Denver**  
5025 Florence St. Suite D  
Denver CO. 80238  
p. (303) 576-9200  
f. (303) 576-9222

**ABS Los Angeles**  
120 S Cedar Ave  
Rialto, CA 92376  
p. (909) 879-8700  
f. (909) 879-8701

**ABS Dallas**  
350 Northpoint Dr  
Coppell, TX 75019  
p. (469) 322-8100  
f. (469) 322-8122

**ABS Phoenix**  
4635 W. McDowell Rd  
Phoenix, AZ 85035  
p. (855) 901-8880  
f. (909) 879-8705

ABSENTRYDOORS 03-24