

HS HARDWARE
SOLUTIONS

INTERIOR DOORS

MOLDED & FLUSH DESIGNS AND FEATURES


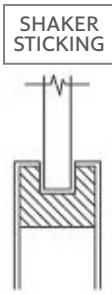


INTERIOR DOOR DESIGNS

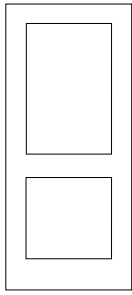
PREHUNG OR SLAB

DESIGN SERIES

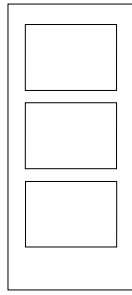
FLAT PANEL "TRUE SHAKER"



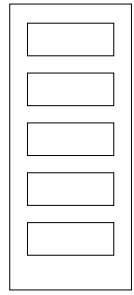
1-PANEL SHAKER PRIMED Square Sticking
6'8"*, 7'0"*& 8'0"*



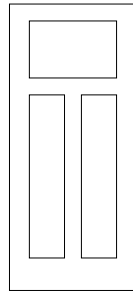
2-PANEL SHAKER PRIMED Square Sticking
6'8"*, 7'0"*& 8'0"*



3-PANEL SHAKER PRIMED Square Sticking
6'8"*, 7'0"*& 8'0"*




5-PANEL SHAKER PRIMED Square Sticking
6'8" & 7'0"*& 8'0"*




3-PANEL CRAFTSMAN PRIMED Square Sticking
6'8" & 7'0"*

FLUSH "MODERN"



SL100 Primed Paint Grade
6'8" & 7'0"*& 8'0"




SLM130 Wood Grain
6'8" & 7'0"*& 8'0" Luan, Birch, Red Oak, Walnut

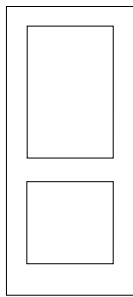
1 3/8" or 1 3/4"

BUILDER SERIES

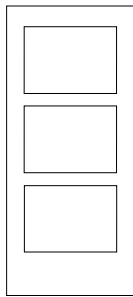
RAISED PANEL "MOLDED DOORS"




MADISON® SMOOTH Craftsman Sticking
6'8", 7'0"*& 8'0"*



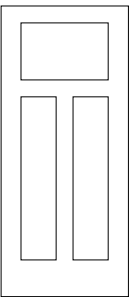
MONROE® SMOOTH Craftsman Sticking
6'8"*, 7'0"*& 8'0"*



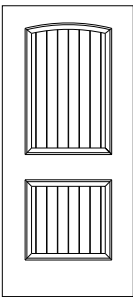
BIRKDALE™ SMOOTH Craftsman Sticking
6'8"*, 7'0"*& 8'0"*



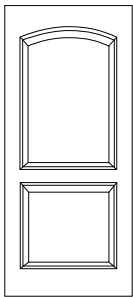
CONMORE® SMOOTH Stepped Sticking
6'8" & 7'0"*& 8'0"*



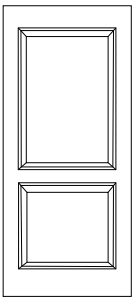
CRAFTSMAN III SMOOTH Craftsman Sticking
6'8" & 7'0"*



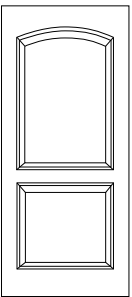
SANTA FE SMOOTH Ovolo Sticking
6'8", 7'0"*& 8'0"



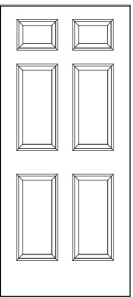
CAIMAN® SMOOTH Cove & Bead Sticking
6'8", 7'0"*& 8'0"



CARRARA® SMOOTH Cove & Bead Sticking
6'8", 7'0"*& 8'0"



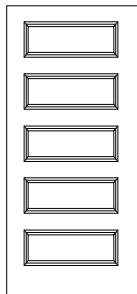
CAIMAN® SMOOTH Cove & Bead Sticking
6'8", 7'0"*& 8'0"




COLONIST® SMOOTH Cove & Bead Sticking
6'8", 7'0"*& 8'0"

BUILDER SERIES

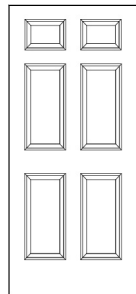
RAISED PANEL "MOLDED DOORS"



ROCKPORT™ SMOOTH Cove & Bead Sticking
6'8", 7'0"*& 8'0"*

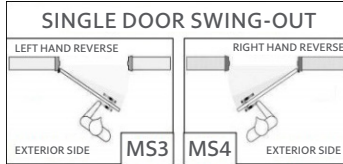
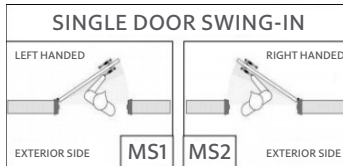


CAMDEN® WOODGRAIN Cove & Bead Sticking
6'8" & 7'0"*



COLONIST® WOODGRAIN Cove & Bead Sticking
6'8", 7'0"*& 8'0"

PREHUNG OPTIONS



***ANY UNIT OPTION AVAILABLE IN FIRE RATED**

INSWING OR OUTSWING UNIT HINGES:

US15 3 1/2" x 3 1/2" 5/8 Radius Residential Grade Hinges.
6/8 Single Units 3 Hinges.
6/8 Double Units 3 Hinges Per Leaf.
8/0 Single Units 4 Hinges.
8/0 Double Units 4 Hinges Per Leaf.

Standard Hinge Finish

US15 (SATIN NICKEL) or US10B (DARK BRONZE)

Additional Hinge Finish Options With Upcharge

US1D; US4; US3; US10B; US15; US26D; US1D

ABS STANDARD HINGE AND BORE LOCATIONS

3 Hinge Prep - 6/8 - 8", 38", 68": Bore 44" O/C
4 Hinge Prep - 8/0 - 8", 33", 58", 83": Bore 60° O/C
Bore 2 1/8" Diameter with 2 3/8" Backset

FRAME JAMB

Standard Primed Pine - 4 9/16", 4 3/4" or 5 1/4"

Any Custom Jamb Depth Available From 3 1/2" to 7 1/4" With Upcharge

* Not All Widths Available in This Height