


GRILLES & ACCESSORIES

PRODUCT	PAGE
Swinging grilles.....	84
Sliding grilles.....	85
Custom swinging & sliding grille.....	86

SWINGING SCREEN DOOR GRILLES


Color code chart (xx)	
AD = Adobe	ML = Mill
AL = Almond	WH = White
BZ = Bronze	

FIESTA 27" (.090 thick pattern)



Part No.	Product Line	Description
2380xx	F3316	30" Swinging door grille
2381xx	F3316	32" Swinging door grille
2382xx	F3316	36" Swinging door grille
2383xx	F3316	42" Swinging door grille

EMPRESS 27" (.125 thick pattern)



Part No.	Product Line	Description
2390xx	F3316	30" Swinging door grille
2391xx	F3316	32" Swinging door grille
2392xx	F3316	36" Swinging door grille
2393xx	F3316	42" Swinging door grille

SWINGING DOOR GRILLE NET SIZES


For Fiesta & Empress grilles

Nominal size	Actual tip to tip	Actual body size
30" x 27"	29"	25" x 27-1/4"
32" x 27"	31"	27" x 27-1/4"
36" x 27"	35"	31" x 27-1/4"
42" x 27"	41"	37" x 27-1/4"

SLIDING SCREEN DOOR GRILLES


Color code chart (xx)	
AD = Adobe	ML = Mill
AL = Almond	WH = White
BZ = Bronze	

FIESTA 33" (.090 thick pattern)



Part No.	Product Line	Description
2384xx	F3316	30" Sliding door grille
2385xx	F3316	36" Sliding door grille
2386xx	F3316	42" Sliding door grille
2387xx	F3316	48" Sliding door grille
2388xx	F3316	60" Sliding door grille

EMPRESS 33" (.125 thick pattern)



Part No.	Product Line	Description
2394xx	F3316	30" Sliding door grille
2395xx	F3316	36" Sliding door grille
2397xx	F3316	48" Sliding door grille
2398xx	F3316	60" Sliding door grille

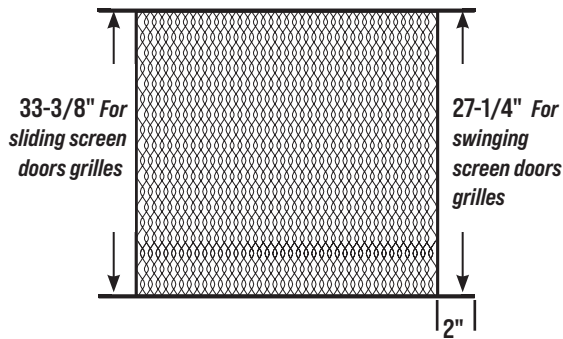
SLIDING DOOR GRILLE NET SIZES

For Fiesta & Empress grilles

Nominal size	Actual tip to tip	Actual body size
30" x 33"	30"	26" x 33-1/8"
36" x 33"	36"	32" x 33-1/8"
48" x 33"	48"	44" x 33-1/8"
60" x 33"	60"	56" x 33-1/8"

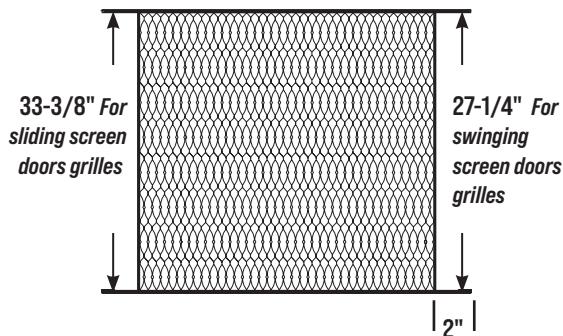
CUSTOM MADE DOOR GRILLES

Color code chart (xx)	
AD = Adobe	ML = Mill
AL = Almond	WH = White
BZ = Bronze	



FIESTA (.090 thick pattern)

Part No.	Product Line	Description	
		Tip To Tip	No Tips
2389xx	F3316	To 34" x 27"	To 31" x 27"
2389xx	F3316	To 36" x 33"	To 32" x 33"
2389xx	F3316	To 48" x 33"	To 44" x 33"
2389xx	F3316	To 60" x 33"	To 56" x 33"



EMPRESS (.125 thick pattern)

Part No.	Product Line	Description	
		Tip To Tip	No Tips
2399xx	F3316	To 34" x 27"	To 31" x 27"
2399xx	F3316	To 36" x 33"	To 32" x 33"
2399xx	F3316	To 48" x 33"	To 44" x 33"
2399xx	F3316	To 60" x 33"	To 56" x 33"

SCREEN CLOTH ROLL GOODS & SPLINE

PRODUCT	PAGE
Fiberglass screening – 18 x 14 and 18 x 16 <i>Better vue, ultra vue</i>	92
Aluminum / stainless steel screening <i>See vue</i>	93
Sun control products <i>Sunscreen, solar insect, suntex, super solar</i>	93-94
Specialty screen products <i>Petscreen, glassine, aluminum grille cloth, tuff screen</i>	94
Screen retainer spline	95
Order form	96

FIBERGLASS SCREEN ROLL GOODS

FIBERGLASS SCREENING I8 X I6 MESH

Charcoal & Gray (Product Line: B2000)

Charcoal (CFxx)	Gray (FGxx)	Description	Sq. Ft. Per 100' Roll
CF18	FG18	18" Fiberglass	150
CF20	FG20	20" Fiberglass	167
CF22	FG22	22" Fiberglass	183
CF24	FG24	24" Fiberglass	200
CF26	FG26	26" Fiberglass	217
CF28	FG28	28" Fiberglass	233
CF30	FG30	30" Fiberglass	250
CF32	FG32	32" Fiberglass	267
CF34	FG34	34" Fiberglass	283
CF36	FG36	36" Fiberglass	300
CF38	FG38	38" Fiberglass	317
CF40	FG40	40" Fiberglass	333
CF42	FG42	42" Fiberglass	350
CF44	FG44	44" Fiberglass	366
CF46	FG46	46" Fiberglass	382
CF48	FG48	48" Fiberglass	400
CF54	FG54	54" Fiberglass	450
CF60	FG60	60" Fiberglass	500
CF72	FG72	72" Fiberglass	600
CF84	FG84	84" Fiberglass	700

FIBERGLASS SCREENING I8 X I6 MESH ROM

Charcoal & Gray (Product Line: B2002)

Charcoal (CFLxx)	Gray (GFLxx)	Description	Sq. Ft. Per 600' Roll
CFL18	GFL18	18" Fiberglass ROM	900
CFL24	GFL24	24" Fiberglass ROM	1200
CFL30	GFL30	30" Fiberglass ROM	1500
CFL32	GFL32	32" Fiberglass ROM	1600
CFL36	GFL36	36" Fiberglass ROM	1800
CFL42	GFL42	42" Fiberglass ROM	2100
CFL48	GFL48	48" Fiberglass ROM	2400
CFL60	GFL60	60" Fiberglass ROM	3000
CFL72	GFL72	72" Fiberglass ROM	3600

BETTER VUE FIBERGLASS SCREENING MESH

Charcoal (Product Line: B2000)

Charcoal (BVxx)	Description	Sq. Ft. Per 100' Roll
BV24	24" Fiberglass	200
BV30	30" Fiberglass	250
BV36	36" Fiberglass	300
BV48	48" Fiberglass	400
BV60	60" Fiberglass	500
BV72	72" Fiberglass	600

BETTER VUE FIBERGLASS SCREENING MESH ROM

Charcoal (Product Line: B2000)

Charcoal (BVLxx)	Description	Sq. Ft. Per 600' Roll
BVL30	30" Fiberglass	1500
BVL36	36" Fiberglass	1800
BVL48	48" Fiberglass	2400
BVL60	60" Fiberglass	3000

ULTRA VUE FIBERGLASS SCREENING MESH

Charcoal (Product Line: B2000)

Charcoal (UVxx)	Description	Sq. Ft. Per 100' Roll
UV24	24" Fiberglass ROM	200
UV36	36" Fiberglass ROM	300
UV48	48" Fiberglass ROM	400
UV60	60" Fiberglass ROM	500
UV72	72" Fiberglass ROM	600

FIBERGLASS SCREENING I8 X I4 MESH

Charcoal & Gray (Product Line: B2001)

Charcoal (CFHxx)	Gray (FGHxx)	Description	Sq. Ft. Per 100' Roll
CFH18	FGH18	18" Fiberglass	150
CFH24	FGH24	24" Fiberglass	200
CFH30	FGH30	30" Fiberglass	250
CFH32	FGH32	32" Fiberglass	267
CFH36	FGH36	36" Fiberglass	300
CFH42	FGH42	42" Fiberglass	350
CFH48	FGH48	48" Fiberglass	400
CFH54	FGH54	54" Fiberglass	450
CFH60	FGH60	60" Fiberglass	500
CFH72	FGH72	72" Fiberglass	600
CFH84	FGH84	84" Fiberglass	700
CFH96	FGH96	96" Fiberglass	800
CFH108	FGH108	108" Fiberglass	900

ALUMINUM SCREEN ROLL GOODS

ALUMINUM SCREENING I8 X I6 MESH Silver (Product Line: B2003)

Silver (ALxx)	Description	Sq. Ft. Per 100' Roll
AL18	18" Aluminum	150
AL20	20" Aluminum	167
AL22	22" Aluminum	183
AL24	24" Aluminum	200
AL26	26" Aluminum	217
AL28	28" Aluminum	233
AL30	30" Aluminum	250
AL32	32" Aluminum	267
AL34	34" Aluminum	283
AL36	36" Aluminum	300
AL38	38" Aluminum	317
AL40	40" Aluminum	333
AL42	42" Aluminum	350
AL44	44" Aluminum	366
AL48	48" Aluminum	400
AL54	54" Aluminum	450
AL60	60" Aluminum	500
AL72	72" Aluminum	600

ALUMINUM SCREENING I8 X I6 MESH Charcoal & Black (Product Line: B2003)

Charcoal (CAxx)	Black (BAxxBK)	Description	Sq. Ft. Per 100' Roll
CA18	BA18BK	18" Aluminum	150
CA20	BA20BK	20" Aluminum	167
CA22	BA22BK	22" Aluminum	183
CA24	BA24BK	24" Aluminum	200
CA26	BA26BK	26" Aluminum	217
CA28	—	28" Aluminum	233
CA30	BA30BK	30" Aluminum	250
CA32	BA32BK	32" Aluminum	267
CA34	BA34BK	34" Aluminum	283
CA36	BA36BK	36" Aluminum	300
CA38	—	38" Aluminum	317
CA40	BA40BK	40" Aluminum	333
CA42	BA42BK	42" Aluminum	350
CA48	BA48BK	48" Aluminum	400
CA60	BA60BK	60" Aluminum	500
CA72	BA72BK	72" Aluminum	600

STAINLESS STEEL SCREENING I8 X I6 MESH (Product Line: B2000)

Stainless Steel (SVxx)	Description	Sq. Ft. Per 50' Roll
SV36	36" See vue stainless steel wire cloth	150
SV48	48" See vue stainless steel wire cloth	200

SUN CONTROL SCREEN ROLL GOODS

PHIFER SUN SCREEN

Charcoal & Gray – 70% Block (Product Line: B2006)

Charcoal (SCCxx)	Gray (SCGxx)	Description	Sq. Ft. Per 100' Roll
SCC24	SCG24	24" Sun screen	200
SCC30	SCG30	30" Sun screen	250
SCC36	SCG36	36" Sun screen	300
SCC42	SCG42	42" Sun screen	350
SCC48	SCG48	48" Sun screen	400
SCC60	SCG60	60" Sun screen	500
SCC72	SCG72	72" Sun screen	600
SCC84	SCG84	84" Sun screen	700

FIBERGLASS SCREENING 20 X 20 MESH

Charcoal (Product Line: B2006)

Charcoal (TTBxx)	Description	Sq. Ft. Per 100' Roll
TTB36	36" Fiberglass	300
TTB48	48" Fiberglass	400
TTB60	60" Fiberglass	500

SOLAR INSECT 20 X 30

Charcoal & Gray – 65% Block (Product Line: B2006)

Charcoal (TWBxx)	Gray (TWGxx)	Description	Sq. Ft. Per 100' Roll
TWB24	TWG24	24" Sun control	200
TWB30	TWG30	30" Sun control	250
TWB36	TWG36	36" Sun control	300
TWB48	TWG48	48" Sun control	400
TWB60	TWG60	60" Sun control	500
TWB72	TWG72	72" Sun control	600
TWB84	TWG84	84" Sun control	700

SUPER SOLAR

Charcoal & Gray – 90% Block (Product Line: B2006)

Charcoal (SSCxx)	Gray (SSGxx)	Description	Sq. Ft. Per 100' Roll
SSC36	SSG36	36" Phifer super solar screen	300
SSC48	SSG48	48" Phifer super solar screen	400
SSC60	SSG60	60" Phifer super solar screen	500
SSC84	SSG84	84" Phifer super solar screen	700

SUN CONTROL SCREEN ROLL GOODS

SUN TEX 80

Bronze, Black, Brown, Stucco & Gray – 80% Block (Product Line: B2005)

Bronze (STRxx)	Black (STBKxx)	Brown (STNxx)	Stucco (STSxx)	(STGxx)	Description	Sq. Ft. Per 100' Roll
STR36	STBK36	STN36	STS36	STG36	36" Sun tex	300
STR48	STBK48	STN48	STS48	STG48	48" Sun tex	400
STR60	STBK60	STN60	STS60	STG60	60" Sun tex	500
STR72	STBK72	STN72	STS72	STG72	72" Sun tex	600
STR96	STBK96	STN96	STS96	STG96	96" Sun tex	800

SUN TEX 90

Bronze, Black, Brown, Stucco & Gray – 90% Block (Product Line: B2005)

Bronze (SXRxx)	Black (SXBKxx)	Brown (SXXNxx)	Stucco (SXSxx)	(SXGxx)	Description	Sq. Ft. Per 100' Roll
SXR36	SXBK36	SXXN36	SXS36	SXG36	36" Sun tex	300
SXR48	SXBK48	SXXN48	SXS48	SXG48	48" Sun tex	400
SXR60	SXBK60	SXXN60	SXS60	SXG60	60" Sun tex	500
SXR72	SXBK72	SXXN72	SXS72	SXG72	72" Sun tex	600
SXR96	SXBK96	SXXN96	SXS96	SXG96	96" Sun tex	800

SPECIALTY SCREEN ROLL GOODS

PET SCREEN

Black & Gray (Product Line: B2006)

Charcoal (PSBKxx)	Gray (PSGxx)	Description	Sq. Ft. Per 100' Roll
PSBK36	PSG36	36" Pet screen	300
PSBK48	PSG48	48" Pet screen	400
PSBK60	PSG60	60" Pet screen	500

ALUMINUM GRILLE CLOTH

Silver (Product Line: B2008)

Black (GCxx)	Description	Sq. Ft. Per 50' Roll
GC36	36" Aluminum grille cloth	150
GC48	48" Aluminum grille cloth	200

TUFF SCREEN

Black (Product Line: B2006)

Black (TPSBKxx)	Description	Sq. Ft. Per 100' Roll
TPSBK36	36" Pet screen lite	300
TPSBK48	48" Pet screen lite	400
TPSBK60	60" Pet screen lite	500
TPSBK96	96" Pet screen lite	800

GLASSINE

(Product Line: B2008)

.012 Ga. (GLxx)	Description	Yards Per Roll
GL36	36" Clear glassine	70
GL48	48" Clear glassine	52
GL54	54" Clear glassine	47

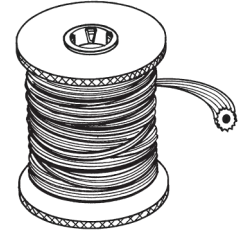
.015 Ga. (GHxx)	Description	Yards Per Roll
GH36	36" Clear glassine	60
GH48	48" Clear glassine	45
GH54	54" Clear glassine	40























SCREEN RETAINER SPLINE

For aluminum and fiberglass screening

SERRATED SPLINE

Description: Top quality vinyl, round, hollow core, serrated.



Actual Size	Size/Decimal
	.120 - 1/8"
	.130
	.135
	.140 - 9/64"
	.150
	.155 - 5/32"
	.165 - 11/64"
	.170
	.175
	.180
	.185 - 3/16"
	.190
	.195
	.200 - 13/64"
	.210 - 7/32"
	.215
	.220
	.225
	.230
	.235
	.250 - 1/4"
	.260

Bulk 15 lbs. – 1 Roll per box		Approx. Ft./15 Lb. Roll
Black	Gray	
Product Line: A1410		
187BK.100	N/A	
187BK.120	187GR.120	2670
187BK.125	187GR.125	
187BK.130	N/A	2400
187BK.135	187GR.135	2190
187BK.140	N/A	1920
187BK.145	N/A	1875
187BK.150	187GR.150	1815
187BK.155	N/A	1710
187BK.160	187GR.160	1600
187BK.165	187GR.165	1500
187BK.170	187GR.170	1400
187BK.175	187GR.175	1320
187BK.180	187GR.180	1200
187BK.185	187GR.185	1140
187BK.190	187GR.190	1095
187BK.195	187GR.195	1005
187BK.200	187GR.200	990
187BK.205	N/A	950
187BK.210	187GR.210	915
187BK.215	187GR.215	865
187BK.220	187GR.220	855
187BK.225	187GR.225	800
187BK.230	187GR.230	780
187BK.235	187GR.235	750
187BK.240	187GR.240	715
187BK.245	187GR.245	675
187BK.250	187GR.250	660
187BK.255	N/A	655
187BK.260	187GR.260	645

SMOOTH SPLINE

(Product Line: A1410)

Black	Approx. Ft./15 Lb. Roll
187BKA.180	700
187BKA.230	475
187BKA.235	400

ROLL GOODS & SPLINE ORDER FORM

HARDWARE SOLUTIONS LLC.

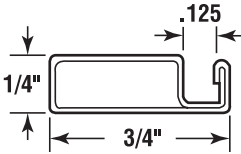


1690 W Frontage Rd, Chula Vista, CA 91911

Date		P.O. No.		Placed By		Taken By		Phone No.		Acct. No.	
Bill To						Ship To					
Address						Address					
City		State		Zip		City		State		Zip	
Ship Via		<input type="checkbox"/> U.P.S./R.P.S.		<input type="checkbox"/> _____		Ship Date				Approved By	
Freight Prepaid & Charge		<input type="checkbox"/>		<input type="checkbox"/> C.O.D.		B.O. From Inv. No.				Fax No.	
	Order Qty	Description	Price	Comments		Order Qty	Description	Price	Comments		
1					27						
2					28						
3					29						
4					30						
5					31						
6					32						
7					33						
8					34						
8					35						
10					36						
11					37						
12					38						
13					39						
14					40						
15					41						
16					42						
17					43						
18					44						
19					45						
20					46						
21					47						
22					48						
23					49						
24					50						
25					51						
26					52						
		Qty./Roll Total				Qty./Roll Total					

WINDOW SCREEN FRAME & COMPONENTS

PRODUCT	PAGE
Screen frame w/corners (1/4" thru 1-1/4").....	98-103
Lip & stand-off screen frame w/corners.....	104
Spreader bar & clips	105
Screen slide channels, mullion & screen circles	106
Adjustable corners, wickets (plastic & metal).....	107
Die-cast screen clips	108
Plastic screen clips.....	108
Casement clips	108
Retainer clips & pull tabs.....	109
Screen tension springs (flat & corner mount) & screen hangers.....	109
Jiffy hangers & bail latches	110
Plunger latches & slide locks	110
Screen frame order guide.....	111

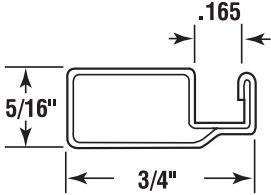


1/4" ALUMINUM SCREEN FRAME & CORNERS

SER-123	Part No.	Length	Pcs/Carton	Ft./Carton	Thickness	Finish
3/4" x 1/4" Screen frame  <p>Use spline size: .135 (Aluminum mesh) .150 (Fiberglass mesh)</p>	123ML122-BX	12'2"	90	1095'	.020	Mill/Unpainted
	123BZ122-BX	12'2"	90	1095'	.020	Bronze
	123WH122-BX	12'2"	90	1095'	.020	White
	Part No.	Length	Pcs/Bundle	Ft./Bundle	Thickness	Finish
	123ML122-BN	12'2"	50	608'	.020	Mill/Unpainted
	123BZ122-BN	12'2"	50	608'	.020	Bronze
	123WH122-BN	12'2"	50	608'	.020	White
	123ML122-PK	12'2"	10	122'	.020	Mill/Unpainted
	123BZ122-PK	12'2"	10	122'	.020	Bronze
	123WH122-PK	12'2"	10	122'	.020	White
Part No.	Pcs/Bag	Pcs/Carton	Finish			
3/4" x 1/4" Plastic corner 	C123GR	100	1000	Gray		
	C123BZ	100	1000	Bronze		
	C123WH	100	1000	White		
Part No.	Pcs/Bag	Pcs/Carton	Thickness	Finish		
3/4" x 1/4" Miter cut corner 	C123ML-035	100	1000	.035	Mill/Unpainted	

NOTE:

50 piece bundles and 10 piece poly bagged packs available on most lineal items
 Less than pack quantities available on selected items only
 Screen corners now available in 100 piece poly bags

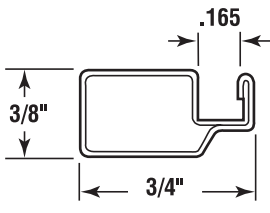
5/16" ALUMINUM SCREEN FRAME & CORNERS

SER-520	Part No.	Length	Pcs/Carton	Ft./Carton	Thickness	Finish
<p>3/4" x 5/16" Screen frame</p>  <p>Use spline size: .165 (Aluminum mesh) .185 (Fiberglass mesh)</p>	520ML122-BX	12'2"	100	1217'	.020	Mill/Unpainted
	520GR122-BX	12'2"	100	1217'	.020	Gray
	520BZ122-BX	12'2"	100	1217'	.020	Bronze
	520WH122-BX	12'2"	100	1217'	.020	White
	520AL122-BX	12'2"	100	1217'	.020	Almond
	520AD122-BX	12'2"	100	1217'	.020	Adobe
	Part No.	Length	Pcs/Bundle	Ft./Bundle	Thickness	Finish
	520ML122-BN	12'2"	50	608'	.020	Mill/Unpainted
	520GR122-BN	12'2"	50	608'	.020	Gray
	520BZ122-BN	12'2"	50	608'	.020	Bronze
	520WH122-BN	12'2"	50	608'	.020	White
	520AL122-BN	12'2"	50	608'	.020	Almond
	520AD122-BN	12'2"	50	608'	.020	Adobe
	520ML122-PK	12'2"	10	122'	.020	Mill/Unpainted
520GR122-PK	12'2"	10	122'	.020	Gray	
520BZ122-PK	12'2"	10	122'	.020	Bronze	
520WH122-PK	12'2"	10	122'	.020	White	
520AL122-PK	12'2"	10	122'	.020	Almond	
520AD122-PK	12'2"	10	122'	.020	Adobe	
Part No.	Pcs/Bag	Pcs/Carton	Finish			
<p>3/4" x 5/16" Plastic corner</p> 	C520GR	100	1000	Gray		
	C520BZ	100	1000	Bronze		
	C520WH	100	1000	White		
	C520AL	100	1000	Almond		
Part No.	Pcs/Bag	Pcs/Carton	Thickness	Finish		
<p>3/4" x 5/16" Miter cut corner</p> 	C520ML-040	100	1000	.040	Mill/Unpainted	

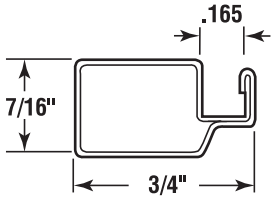
NOTE:

50 piece bundles and 10 piece poly bagged packs available on most lineal items
 Less than pack quantities available on selected items only
 Screen corners now available in 100 piece poly bags

3/8" ALUMINUM SCREEN FRAME & CORNERS

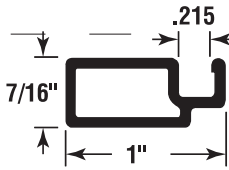
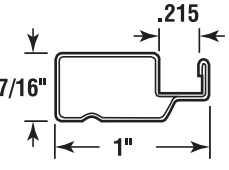

SER-519		Part No.	Length	Pcs/Carton	Ft./Carton	Thickness	Finish
<p>3/4" x 3/8" Screen frame</p>  <p>SER-119 = .020 SER-119E = .018 SER-119H = .025</p> <p>Use spline size: .165 (Aluminum mesh) .185 (Fiberglass mesh)</p>	519ML122-BX	12'2"	100	1217'	.020	Mill/Unpainted	
	519GR122-BX	12'2"	100	1217'	.020	Gray	
	519BZ122-BX	12'2"	100	1217'	.020	Bronze	
	519WH122-BX	12'2"	100	1217'	.020	White	
	519AL122-BX	12'2"	100	1217'	.020	Almond	
	519AD122-BX	12'2"	100	1217'	.020	Adobe	
	Part No.	Length	Pcs/Bundle	Ft./Bundle	Thickness	Finish	
	519ML122-BN	12'2"	50	608'	.020	Mill/Unpainted	
	519GR122-BN	12'2"	50	608'	.020	Gray	
	519BZ122-BN	12'2"	50	608'	.020	Bronze	
	519WH122-BN	12'2"	50	608'	.020	White	
	519AL122-BN	12'2"	50	608'	.020	Almond	
	519AD122-BN	12'2"	50	608'	.020	Adobe	
	519ML122-PK	12'2"	10	122'	.020	Mill/Unpainted	
	519GR122-PK	12'2"	10	122'	.020	Gray	
	519BZ122-PK	12'2"	10	122'	.020	Bronze	
	519WH122-PK	12'2"	10	122'	.020	White	
	519AL122-PK	12'2"	10	122'	.020	Almond	
	519AD122-PK	12'2"	10	122'	.020	Adobe	
	Part No.	Length	Pcs/Carton	Ft./Carton	Thickness	Finish	
	519ML122H-BX	12'2"	100	1217'	.025	Mill/Unpainted	
	519GR122H-BX	12'2"	100	1217'	.025	Gray	
	519BZ122H-BX	12'2"	100	1217'	.025	Bronze	
	519WH122H-B	12'2"	100	1217'	.025	White	
	Part No.	Length	Pcs/Bundle	Ft./Bundle	Thickness	Finish	
	519ML122H-BN	12'2"	50	608'	.025	Mill/Unpainted	
	519GR122H-BN	12'2"	50	608'	.025	Gray	
	519BZ122H-BN	12'2"	50	608'	.025	Bronze	
519WH122H-BN	12'2"	50	608'	.025	White		
519ML122H-PK	12'2"	10	122'	.025	Mill/Unpainted		
519GR122H-PK	12'2"	10	122'	.025	Gray		
519BZ122H-PK	12'2"	10	122'	.025	Bronze		
519WH122H-PK	12'2"	10	122'	.025	White		
Part No.	Length	Pcs/Bag	Pcs/Carton	Thickness	Finish		
3/4" x 3/8" Plastic corner	C119GR		100		Gray		
	C119BZ		100		Bronze		
	C119WH		100		White		
	C119AL		100		Almond		
Part No.	Length	Pcs/Bag	Pcs/Carton	Thickness	Finish		
3/4" x 3/8" Miter cut corn	C519ML-050		100	1000	.050	Mill/Unpainted	

7/16" ALUMINUM SCREEN FRAME & CORNERS

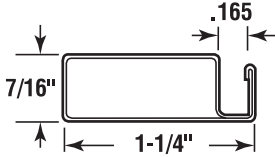

SER-516	Part No.	Length	Pcs/Carton	Ft./Carton	Thickness	Finish
<p>3/4" x 7/16" Screen frame</p>  <p>SER-115 = .025 SER-116 = .020 SER-116E = .018</p> <p>Use spline size: .165 (Aluminum mesh) .185 (Fiberglass mesh)</p>	516ML122-BX	12'2"	100	1217'	.020	Mill/Unpainted
	516GR122-BX	12'2"	100	1217'	.020	Gray
	516BZ122-BX	12'2"	100	1217'	.020	Bronze
	516WH122-BX	12'2"	100	1217'	.020	White
	516AL122-BX	12'2"	100	1217'	.020	Almond
	516AD122-BX	12'2"	100	1217'	.020	Adobe
	Part No.	Length	Pcs/Bundle	Ft./Bundle	Thickness	Finish
	516ML122-BN	12'2"	50	608'	.020	Mill/Unpainted
	516GR122-BN	12'2"	50	608'	.020	Gray
	516BZ122-BN	12'2"	50	608'	.020	Bronze
	516WH122-BN	12'2"	50	608'	.020	White
	516AL122-BN	12'2"	50	608'	.020	Almond
	516AD122-BN	12'2"	50	608'	.020	Adobe
	516ML122-PK	12'2"	10	122'	.020	Mill/Unpainted
	516GR122-PK	12'2"	10	122'	.020	Gray
	516BZ122-PK	12'2"	10	122'	.020	Bronze
	516WH122-PK	12'2"	10	122'	.020	White
	516AL122-PK	12'2"	10	122'	.020	Almond
	516AD122-PK	12'2"	10	122'	.020	Adobe
	Part No.	Length	Pcs/Carton	Ft./Carton	Thickness	Finish
	515ML122-BX	12'2"	100	1217'	.025	Mill/Unpainted
	515GR122-BX	12'2"	100	1217'	.025	Gray
	515BZ122-BX	12'2"	100	1217'	.025	Bronze
	515WH122-BX	12'2"	100	1217'	.025	White
	Part No.	Length	Pcs/Bundle	Ft./Bundle	Thickness	Finish
	515ML122-BN	12'2"	50	608'	.025	Mill/Unpainted
	515GR122-BN	12'2"	50	608'	.025	Gray
	515BZ122-BN	12'2"	50	608'	.025	Bronze
515WH122-BN	12'2"	50	608'	.025	White	
515ML122-PK	12'2"	10	122'	.025	Mill/Unpainted	
515GR122-PK	12'2"	10	122'	.025	Gray	
515BZ122-PK	12'2"	10	122'	.025	Bronze	
515WH122-PK	12'2"	10	122'	.025	White	
Part No.	Pcs/Bag	Pcs/Carton	Thickness	Finish		
3/4" x 7/16" Plastic corner	C116GR	100	1000		Gray	
	C116BZ	100	1000		Bronze	
	C116WH	100	1000		White	
	C116AL	100	1000		Almond	
Part No.	Pcs/Bag	Pcs/Carton	Thickness	Finish		
3/4" x 7/16" Miter cut corner	C515ML-050	100	1000	.050	Mill/Unpainted	

1" ALUMINUM SCREEN FRAME & CORNERS

Item packs marked with "*"available in less than pack quantities

SER-114	Part No.	Length	Pcs/Carton	Ft./Carton	Thickness	Finish
1" Extruded screen frame  Use spline size: .235 (Aluminum mesh) .250 (Fiberglass mesh) Use corner C114ML-040	114ML122-BX	12'2"	50	608'	.050	Mill/Unpainted
	114SA122-BX	12'2"	50	608'	.050	Satin anodized
	114BZ122-BX	12'2"	50	608'	.050	Bronze
	114BA122-BX	12'2"	50	608'	.050	Bronze anodized
	114WH122-BX	12'2"	50	608'	.050	White
	114AL122-BX	12'2"	50	608'	.050	Almond
	Part No.	Length	Pcs/Bundle	Ft./Bundle	Thickness	Finish
	114ML122-PK	12'2"	10*	122'	.050	Mill/Unpainted
	114SA122-PK	12'2"	10*	122'	.050	Satin anodized
	114BZ122-PK	12'2"	10*	122'	.050	Bronze
	114BA122-PK	12'2"	10*	122'	.050	Bronze anodized
	114WH122-PK	12'2"	10*	122'	.050	White
	114AL122-PK	12'2"	10*	122'	.050	Almond
	SER-112	Part No.	Length	Pcs/Carton	Ft./Carton	Thickness
1" Screen frame  SER-112 = .032 SER-513 = .025 Use spline size: .235 (Aluminum mesh) .250 (Fiberglass mesh) Use corner C112ML-xxx	112ML122-BX	12'2"	65	791'	.032	Mill/Unpainted
	112GR122-BX	12'2"	65	791'	.032	Gray
	112BZ122-BX	12'2"	65	791'	.032	Bronze
	112WH122-BX	12'2"	65	791'	.032	White
	Part No.	Length	Pcs/Bundle	Ft./Bundle	Thickness	Finish
	112ML122-PK	12'2"	10	122'	.032	Mill/Unpainted
	112GR122-PK	12'2"	10	122'	.032	Gray
	112BZ122-PK	12'2"	10	122'	.032	Bronze
	112WH122-PK	12'2"	10	122'	.032	White
	Part No.	Length	Pcs/Carton	Ft./Carton	Thickness	Finish
	513ML122-BX	12'2"	84	1022'	.025	Mill/Unpainted
	513GR122-BX	12'2"	84	1022'	.025	Gray
	513BZ122-BX	12'2"	84	1022'	.025	Bronze
	513WH122-BX	12'2"	84	1022'	.025	White
	513AL122-BX	12'2"	84	1022'	.025	Almond
	513AD122-BX	12'2"	84	1022'	.025	Adobe
	Part No.	Length	Pcs/Bundle	Ft./Bundle	Thickness	Finish
	513ML122-PK	12'2"	10	122'	.025	Mill/Unpainted
	513GR122-PK	12'2"	10	122'	.025	Gray
	513BZ122-PK	12'2"	10	122'	.025	Bronze
513WH122-PK	12'2"	10	122'	.025	White	
513AL122-PK	12'2"	10	122'	.025	Almond	
513AD122-PK	12'2"	10	122'	.025	Adobe	
Part No.	Pcs/Bag	Pcs/Carton	Thickness	Finish		
1" x 7/16" Miter cut corner 	C112ML-050	100	1000	.050	Mill/Unpainted	
	C112ML-060	100	1000	.060	Mill/Unpainted	
	C114ML-040	100	1000	0.04	Mill/Unpainted	
	C513ML-060	100	1000	0.06	Mill/Unpainted	

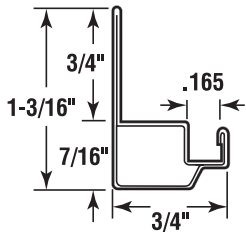
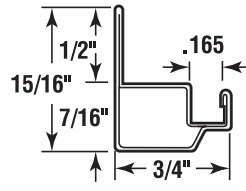
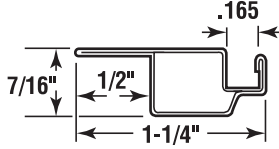
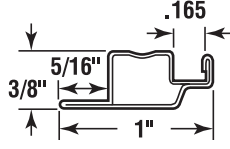

I-1/4" ALUMINUM SCREEN FRAME & CORNERS

SER-111	Part No.	Length	Pcs/Carton	Ft./Carton	Thickness	Finish				
1-1/4" x 7/16" Screen frame  Use spline size: .165 (Aluminum mesh) .185 (Fiberglass mesh) Use corner C111ML-060	111BZ122-BX	12'2"	65	791'	.040	Bronze				
	Part No.	Length	Pcs/Bundle	Ft./Bundle	Thickness	Finish				
	111BZ122-PK	12'2"	10	122'	.040	Bronze				
Part No.							Pcs/Bag	Pcs/Carton	Thickness	Finish
1-1/4" x 7/16" Miter cut corner	C111ML-060		100	1000	.060	Mill/Unpainted				
										

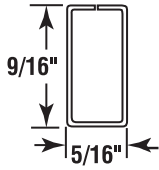
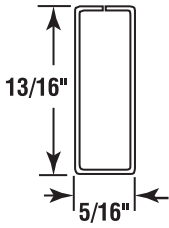
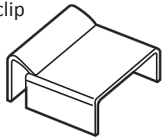
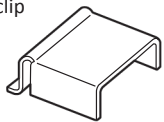
NOTE:

50 piece bundles and 10 piece poly bagged packs available on most lineal items
 Less than pack quantities available on selected items only
 Screen corners now available in 100 piece poly bags

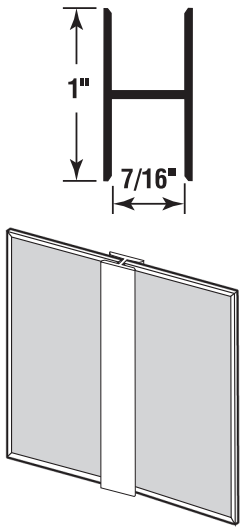
LIP & STAND-OFF ALUMINUM SCREEN FRAME


SER-124	Part No.	Length	Pcs/Carton	Ft./Carton	Thickness	Finish	
<p>3/4" Stand-off frame</p>  <p>Use corner C115ML-xxx</p>	124ML122-BX	12'2"	60	730'	.025	Mill/Unpainted	
	124GR122-BX	12'2"	60	730'	.025	Gray	
	124BZ122-BX	12'2"	60	730'	.025	Bronze	
	124WH122-BX	12'2"	60	730'	.025	White	
	124AL122-BX	12'2"	60	730'	.025	Almond	
	124AD122-BX	12'2"	60	730'	.025	Adobe	
	Part No.	Length	Pcs/Bundle	Ft./Bundle	Thickness	Finish	
	124ML122-PK	12'2"	10	122'	.025	Mill/Unpainted	
	124GR122-PK	12'2"	10	122'	.025	Gray	
	124BZ122-PK	12'2"	10	122'	.025	Bronze	
	124WH122-PK	12'2"	10	122'	.025	White	
	124AL122-PK	12'2"	10	122'	.025	Almond	
	124AD122-PK	12'2"	10	122'	.025	Adobe	
SER-129	Part No.	Length	Pcs/Carton	Ft./Carton	Thickness	Finish	
<p>1/2" Stand-off frame</p>  <p>Use corner C115ML-040 or AC115BK (adjustable)</p>	129ML122-BX	12'2"	90	1095'	.025	Mill/Unpainted	
	129GR122-BX	12'2"	90	1095'	.025	Gray	
	129BZ122-BX	12'2"	90	1095'	.025	Bronze	
	129WH122-BX	12'2"	90	1095'	.025	White	
	Part No.	Length	Pcs/Bundle	Ft./Bundle	Thickness	Finish	
	129ML122-PK	12'2"	10	122'	.025	Mill/Unpainted	
	129GR122-PK	12'2"	10	122'	.025	Gray	
	129BZ122-PK	12'2"	10	122'	.025	Bronze	
	129WH122-PK	12'2"	10	122'	.025	White	
	SER-118	Part No.	Length	Pcs/Carton	Ft./Carton	Thickness	Finish
	<p>1/2" Lip frame</p>  <p>Use corner C115ML-040 or AC115BK (adjustable)</p>	118ML122-BX	12'2"	70	852'	.025	Mill/Unpainted
		118GR122-BX	12'2"	70	852'	.025	Gray
		118BZ122-BX	12'2"	70	852'	.025	Bronze
118WH122-BX		12'2"	70	852'	.025	White	
Part No.		Length	Pcs/Bundle	Ft./Bundle	Thickness	Finish	
118ML122-PK		12'2"	10	122'	.025	Mill/Unpainted	
118GR122-PK		12'2"	10	122'	.025	Gray	
118BZ122-PK		12'2"	10	122'	.025	Bronze	
118WH122-PK		12'2"	10	122'	.025	White	
SER-117		Part No.	Length	Pcs/Carton	Ft./Carton	Thickness	Finish
<p>5/16" Lip frame</p>  <p>All above use spline size: .165 (Aluminum mesh) .185 (Fiberglass mesh) Use corner C117ML-020</p>		117ML122-BX	12'2"	120	1460'	.020	Mill/Unpainted
		117GR122-BX	12'2"	120	1460'	.020	Gray
		117BZ122-BX	12'2"	120	1460'	.020	Bronze
	117WH122-BX	12'2"	120	1460'	.020	White	
	117AL122-BX	12'2"	120	1460'	.020	Almond	
	117AD122-BX	12'2"	120	1460'	.020	Adobe	
	Part No.	Length	Pcs/Bundle	Ft./Bundle	Thickness	Finish	
	117ML122-PK	12'2"	10	122'	.020	Mill/Unpainted	
	117GR122-PK	12'2"	10	122'	.020	Gray	
	117BZ122-PK	12'2"	10	122'	.020	Bronze	
	117WH122-PK	12'2"	10	122'	.020	White	
	117AL122-PK	12'2"	10	122'	.020	Almond	
	117AD122-PK	12'2"	10	122'	.020	Adobe	
Corners	Description	Part No.	Pcs/Bag	Pcs/Carton	Thickness	Finish	
	5/16" Lip frame corner	C117ML-020	100	1000	.020	Mill/Unpainted	
	3/4" x 7/16" Miter cut corner	C115ML-040	100	1000	.040	Mill/Unpainted	
	3/4" x 7/16" Miter cut corner	C115ML-050	100	1000	.050	Mill/Unpainted	

ALUMINUM SCREEN FRAME SPREADER BAR

SER-128	Part No.	Length	Pcs/Carton	Ft./Carton	Thickness	Finish
5/8" Spreader bar 	128ML120-BX	12'0"	100	1200'	.025	Mill/Unpainted
	128GR120-BX	12'0"	100	1200'	.025	Gray
	128BZ120-BX	12'0"	100	1200'	.025	Bronze
	128WH120-BX	12'0"	100	1200'	.025	White
	128AL120-BX	12'0"	100	1200'	.025	Almond
	128AD120-BX	12'0"	100	1200'	.025	Adobe
	Part No.	Length	Pcs/Bundle	Ft./Bundle	Thickness	Finish
	128ML120-BN	12'0"	50	600'	.025	Mill/Unpainted
	128GR120-BN	12'0"	50	600'	.025	Gray
	128BZ120-BN	12'0"	50	600'	.025	Bronze
	128WH120-BN	12'0"	50	600'	.025	White
	128AL120-BN	12'0"	50	600'	.025	Almond
	128AD120-BN	12'0"	50	600'	.025	Adobe
	128ML120-PK	12'0"	10	120'	.025	Mill/Unpainted
	128GR120-PK	12'0"	10	120'	.025	Gray
	128BZ120-PK	12'0"	10	120'	.025	Bronze
	128WH120-PK	12'0"	10	120'	.025	White
	128AL120-PK	12'0"	10	120'	.025	Almond
	128AD120-PK	12'0"	10	120'	.025	Adobe
SER-127	Part No.	Length	Pcs/Carton	Ft./Carton	Thickness	Finish
7/8" Spreader bar 	127ML120-BX	12'0"	75	900'	.030	Mill/Unpainted
	127GR120-BX	12'0"	75	900'	.030	Gray
	127BZ120-BX	12'0"	75	900'	.030	Bronze
	127WH120-BX	12'0"	75	900'	.030	White
	127AL120-BX	12'0"	75	900'	.030	Almond
	127AD120-BX	12'0"	75	900'	.030	Adobe
	Part No.	Length	Pcs/Bundle	Ft./Bundle	Thickness	Finish
	127ML120-PK	12'0"	10	120'	.030	Mill/Unpainted
	127GR120-PK	12'0"	10	120'	.030	Gray
	127BZ120-PK	12'0"	10	120'	.030	Bronze
	127WH120-PK	12'0"	10	120'	.030	White
	127AL120-PK	12'0"	10	120'	.030	Almond
	127AD120-PK	12'0"	10	120'	.030	Adobe
	Part No.	Pcs/Bag	Pcs/Carton	Finish		
7/8" Spreader bar clip	159ML	100	1000	Mill/Unpainted		
						
Part No.	Pcs/Bag	Pcs/Carton	Finish			
5/8" Spreader bar clip	160ML	100	1000	Mill/Unpainted		
						

ALUMINUM SCREEN FRAME ACCESSORIES

SER-130	Part No.	Length	Pcs/Carton	Ft./Carton	Thickness	Finish
3/4" Stand-off frame 	130ML122-BX	12'2"	50	610'	.025	Mill/Unpainted
	130SA122-BX	12'2"	50	610'	.025	Satin anodized
	130BZ122-BX	12'2"	50	610'	.025	Bronze
	130WH122-BX	12'2"	50	610'	.025	White
	130AL122-BX	12'2"	50	610'	.025	Almond
	130AD122-BX	12'2"	50	610'	.025	Adobe
	Part No.	Length	Pcs/Bundle	Ft./Bundle	Thickness	Finish
	130ML122-PK	12'2"	10	122'	.025	Mill/Unpainted
	130SA122-PK	12'2"	10	122'	.025	Satin anodized
	130BZ122-PK	12'2"	10	122'	.025	Bronze
	130WH122-PK	12'2"	10	122'	.025	White
	130AL122-PK	12'2"	10	122'	.025	Almond
	130AD122-PK	12'2"	10	122'	.025	Adobe
	130ML122-EA	12'2"	1	12'2"	.025	Mill/Unpainted
130SA122-EA	12'2"	1	12'2"	.025	Satin anodized	
130BZ122-EA	12'2"	1	12'2"	.025	Bronze	
130WH122-EA	12'2"	1	12'2"	.025	White	
130AL122-EA	12'2"	1	12'2"	.025	Almond	
130AD122-EA	12'2"	1	12'2"	.025	Adobe	

SER-185	Part No.	Description	Diameters (all colors)	Finish
1" Screen frame circles  <p><i>Only sold in packs of 5</i></p>	185GR.xx	.025 Ga. 1" Screen frame circles Full circles only	24", 30", 36" 42", 48", 60" 72", 84", 96"	Gray
	185BZ.xx			Bronze
	185WH.xx			White
	185AL.xx			Almond
	185AD.xx			Adobe

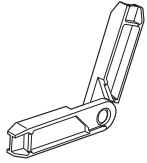
NOTE:

50 piece bundles and 10 piece poly bagged packs available on most lineal items
 Less than pack quantities available on selected items only
 Screen corners now available in 100 piece poly bags

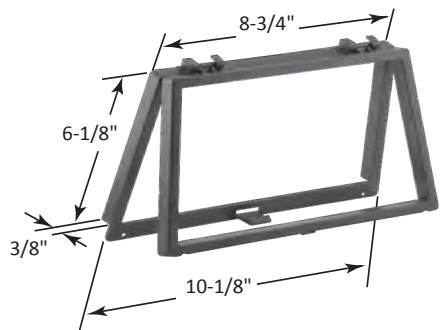


SCREEN FRAME ACCESSORIES

ADJUSTABLE CORNERS

	Part No.	Size	Product Line	Pack QTY	Description	Finish
	AC115BK	3/4" x 7/16"	D1110	20/Bag	135° Plastic miter cut <i>Fits Precision 3/4" x 7/16" frame</i>	Black
	AC1130BK	1" x 7/16"	D1110	20/Bag	135° Plastic miter cut <i>Fits Precision 1" x 7/16" roll form frame</i>	Black

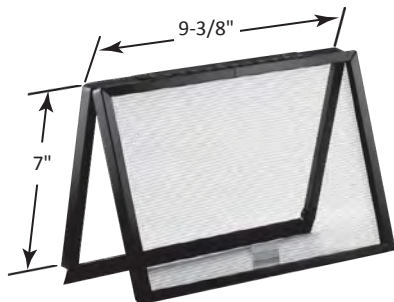
PLASTIC WICKETS



Part No.	Product Line	Color
190GR	A1150	Gray
190BZ	A1150	Bronze
190WH	A1150	White

- Allows access to awning or casement window operators.
- Available in three colors: gray, bronze, and white.
- Use either aluminum or fiberglass screen mesh to match the existing mesh in window screen.
- Requires a 12" minimum window screen width.

ALUMINUM WICKETS



Part No.	Product Line	Color
188ML	A1150	Mill w/gray fiberglass
188BZ	A1150	Bronze White Mill
188WH	A1150	w/charcoal fiberglass
189ML	A1150	

SCREEN FRAME ACCESSORIES

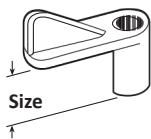

DIECAST SCREEN CLIPS (Product Line: A1211)



Size	Use screw #	Pack QTY	Adobe	Almond	Black	Bronze	Mill	White
Flush	#1052 Screw (10-24 x 5/8" S/T)	100/Bag	1660AD	1660AL	1660BK	1660BZ	1660ML	1660WH
1/16"	#1052 Screw (10-24 x 5/8" S/T)	100/Bag	1661AD	1661AL	1661BK	1661BZ	1661ML	1661WH
1/8"	#1052 Screw (10-24 x 5/8" S/T)	100/Bag	1662AD	1662AL	1662BK	1662BZ	1662ML	1662WH
3/16"	#1052 Screw (10-24 x 5/8" S/T)	100/Bag	1663AD	1663AL	1663BK	1663BZ	1663ML	1663WH
1/4"	#1052 Screw (10-24 x 5/8" S/T)	100/Bag	1664AD	1664AL	1664BK	1664BZ	1664ML	1664WH
5/16"	#1052 Screw (10-24 x 5/8" S/T)	100/Bag	1665AD	1665AL	1665BK	1665BZ	1665ML	1665WH
3/8"	#1052 Screw (10-24 x 5/8" S/T)	100/Bag	1666AD	1666AL	1666BK	1666BZ	1666ML	1666WH
7/16"	#1053 Screw (10-24 x 3/4" S/T)	100/Bag	1667AD	1667AL	1667BK	1667BZ	1667ML	1667WH
1-3/16"	#1055 Screw (10-24 x 1-5/8" S/T)	100/Bag	1668AD	1668AL	1668BK	1668BZ	1668ML	1668WH

All clips available in 1000 pieces per carton

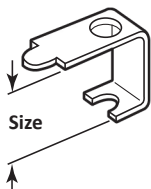
PLASTIC SCREEN CLIPS (Product Line: D1310)



Size	Use screw #	Pack QTY	Black	Bronze	Gray	White
Flush	#1052 Screw (10-24 x 5/8" S/T)	100/Bag	—	—	—	194WH
1/16"	#1052 Screw (10-24 x 5/8" S/T)	100/Bag	—	170BZ	170GR	170WH
5/16"	#1052 Screw (10-24 x 5/8" S/T)	100/Bag	—	171BZ	171GR	—
3/8"	#1052 Screw (10-24 x 5/8" S/T)	100/Bag	—	172BZ	172GR	—
7/16"	#1053 Screw (10-24 x 3/4" S/T)	100/Bag	173BK	173BZ	173GR	173WH
1-3/16"	#1055 Screw (10-24 x 1-5/8" S/T)	100/Bag	—	197BZ	197GR	—

All clips available in 1000 pieces per carton

CASEMENT CLIPS (Product Line: D1310)

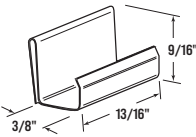
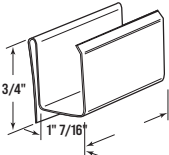
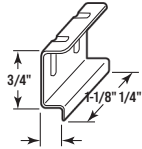
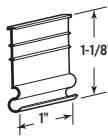
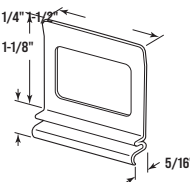


Size	Use screw #	Pack QTY	Part No.	Finish
5/16"	#1052 Screw (10-24 x 5/8" S/T)	1000/Ctn.	1780ML	Mill
3/8"	#1053 Screw (10-24 x 3/4" S/T)	1000/Ctn.	179ML	Mill
7/16"	#1053 Screw (10-24 x 3/4" S/T)	1000/Ctn.	180ML	Mill
7/8"	#1054 Screw (10-24 x 1-1/4" S/T)	1000/Ctn.	181ML	Mill
1-3/16"	#1055 Screw (10-24 x 1-5/8" S/T)	1000/Ctn.	182ML	Mill

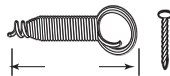
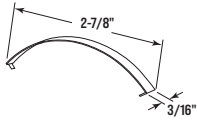
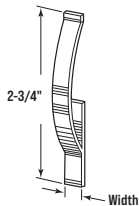
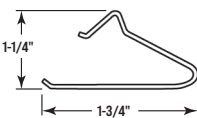



SCREEN FRAME ACCESSORIES

RETAINER CLIPS & PULL TABS (Product Line: D1310)

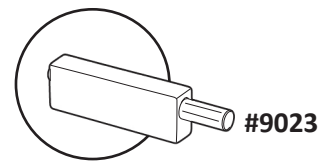
	Description	Material	Pack QTY	Mill	Black	White	Gray
	Retainer clips <i>For 3/8" frame</i>	Spring steel	1000/Ctn.	164ML	—	—	—
	Retainer clips <i>For 7/16" frame</i>	Spring steel	1000/Ctn.	165ML	—	—	—
	Spline channel pull tabs	Aluminum	1000/Ctn.	152ML	—	152WH	—
	Spline channel pull tabs	Plastic	1000/Ctn.	—	153BK	—	153GR
	Spline channel pull tabs	Plastic	1000/Ctn.	—	154BK	—	—

SPRINGS (Product Line: D1310)

	Description	Material	Pack QTY	Part No.
	Bottom latch springs	Stainless steel	1000/Ctn.	1550SS
	Flat springs	Spring steel	1000/Ctn.	1510ZP
	Flat springs <i>1/4" wide</i>	Spring steel	1000/Ctn.	1490ZP
	Flat springs <i>3/16" wide</i>	Spring steel	1000/Ctn.	1560ZP
	Wire springs	Spring steel	1000/Ctn.	1740CP
	Cone springs	Spring steel	1000/Ctn.	1630CP



SCREEN FRAME ACCESSORIES



JIFFY HANGERS & BAIL LATCHES

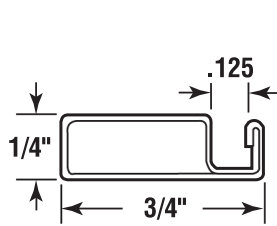
	Material	Pack QTY	Finish	Part No.	Product Line
(2) Hangers & (1) latch For 7/16" frame 1 Set contains: 2 Hangers, 1 latch, (2) 13 x 3/4" spiral steel nails & 1 ball head screw	Aluminum	250 Sets / Box	Mill	146ML	A1210
	Aluminum	250 Sets / Box	Bronze	146BZ	A1210
	Aluminum	250 Sets / Box	White	146WH	A1210
	Aluminum	250 Sets / Box	Gray	146GR	A1210
Top hangers For 7/16" frame w/spiral steel nails	Aluminum	1000 / Box	Mill	144ML	A1210
	Aluminum	1000 / Box	Bronze	144BZ	A1210
	Aluminum	1000 / Box	White	144WH	A1210
	Aluminum	1000 / Box	Gray	144GR	A1210
Bottom latches For 7/16" frame	Aluminum	1000 / Box	Mill	145ML	A1210
	Aluminum	1000 / Box	Bronze	145BZ	A1210
	Aluminum	1000 / Box	White	145WH	A1210
	Aluminum	1000 / Box	Gray	145GR	A1210
Knife latches Use notching tool #9025	Aluminum	100 Pair	Mill	175ML	D1310

PLUNGER LATCHES & SLIDE LOCKS

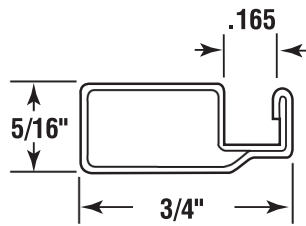
	Material	Pack QTY	Part No.	Product Line
Plunger latches For 3/4" x 3/8" (or 7/16") frame Use step drill #9017 SNAP-ON STYLE	Black nylon	500 Sets	176BK	D1310
Plunger latches For 3/4" x 3/8" (or 7/16") frame Use step drill #9017 NAIL SET STYLE	All aluminum	100 Sets	176ML	D1310
Plunger latches For 1" x 7/16" Frame Use step drill #9017 NAIL SET STYLE	All aluminum	100 Sets	177ML	D1310
Slide lock For all 3/4" frames	Zinc plated steel	1000/Ctn.	161ML	D1310
Lock pins For all 3/4" frames	Steel	1000/Ctn.	1580CP	D1310



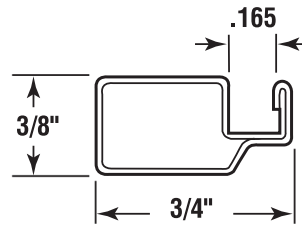
SCREEN FRAME ORDER GUIDE



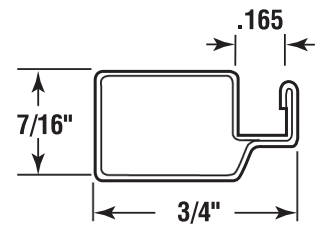
SER-123 (pg. 98)



SER-520 (pg. 99)



SER-519 (pg. 100)



SER-516 (pg. 101)

* All dimensions are in inches

-- SPECIFICATIONS --

FRAME:	516 = 3/4" X 7/16" X .020	519 = 3/4" X 3/8" X .020			
	520 = 3/4" X 5/16" X .020	123 = 3/4" X 1/4" X .020			
FINISH:	ML = Mill	GR = Gray	WH = White	BZ = Bronze	AL = Almond
SCREEN:	Choice of Fiberglass; BetterVue Charcoal, 18 x 16 Charcoal or 18 x 16 Gray				
CORNERS:	Aluminum stamped inside corners.				
SPLINE:	Black serrated vinyl				
HARDWARE:	All above prices include: vinyl pull tabs and spring clips.				

-- OPTIONS --

SPREADER BAR:	\$.60 per lineal foot for addition of spreader bar.
SCREEN:	Aluminum 18 x 16; Silver = \$.32/Sq. Ft., Black or Charcoal = \$.38 Sq. Ft. Sun Control Charcoal or Gray; Sunscreen = \$1.10/Sq. Ft., Suntex = \$1.48/Sq. Ft. Ultra Vue = \$.52 Sq. Ft.; PetScreen Lite (Tuff Screen) = \$.880/Sq. Ft.

-- ORDERING GUIDE --

EXAMPLE: 3/4" X 3/8" FRAME WHITE 519WH SIZE 36" X 41"



CONDITIONS: Screens ordered cannot be cancelled or returned for credit. All purchases are final. 5 Day lead time. All screens are plastic wrapped together. Contact factory for special packaging charges.

MEASURING: Measure exact size required to the nearest 1/16". No deductions or additions will be made at the factory. For pricing use the next largest width or height shown on the price list.





TOOLS & SUPPLIES

PRODUCT	PAGE
Rolling tools & replacement wheels.....	114
Fasteners & rivets	114
Saw blades, shears, riveter, metal lube, saw wax, sealant, one way tool, adapter, step drill, notching jig & spray paint	115
Cut off gauge	116
Glass framing components & glazing vinyls	116

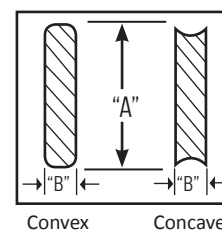
SCREEN ROLLING & SPECIALTY TOOLS

All wood handles

Convex Concave



Product Line: K2500	Part No.	Wheel	A	B	A	B	Spline size
	PNSR-6000	Nylon				3/32"	.115 - .145
	PNSR-6100	Nylon	2" 1/8"	2"			.150 - .180
	PNSR-6200	Nylon				5/32"	.185 - .215
	PNSR-6300	Nylon	—	—	2"	3/16"	.220 - .260
	PCR-7-20	Steel	2"	1/16"	2"	1/8"	.150 - .180
	PCR-6-22	Steel	2-1/2"	1/16"	2"	3/32"	.115 - .145
	PCR-7-22	Steel	2-1/2"	1/16"	2"	1/8"	.150 - .180
	PCR-8-22	Steel	2-1/2"	1/16"	2"	5/32"	.185 - .215
	PFR-4000 Flat roller	Steel	2" x 2" Flat				

Wheel measurements




MISCELLANEOUS TOOLS & SHOP SUPPLIES

SCREWS

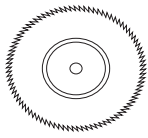
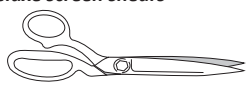
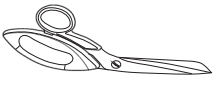
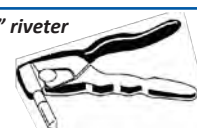



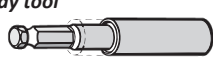
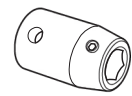
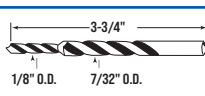
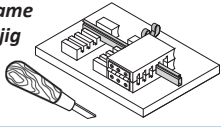

	Part No.	Product Line	Pack QTY	Description
Screen clip screws Phillips pan head-self tapping 	1052	K2606	100/Ctn.	10-24 x 5/8" (Plated)
	1053	K2606	100/Ctn.	10-24 x 3/4" (Plated)
	1054	K2606	100/Ctn.	10-24 x 1-1/4" (Plated)
	1055	K2606	100/Ctn.	10-24 x 1-5/8" (Plated)
Ball head screws Slotted ball head 	1068	K2604	100/Ctn.	8 x 1-1/4" (Ball latch screws)

BLIND RIVETS

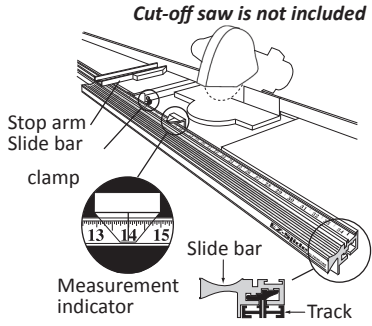
	Part No.	Product Line	Description	Body length	Grip range
Aluminum rivets w/carbon steel mandrels 1/8" Dia. 	1082	K2608	AD 41 BS	.170	.020 - .064
	1083	K2608	AD 42 BS	.232	.065 - .125
	1084	K2608	AD 43 BS	.294	.126 - .187
	1085 (Steel)	K2608	AD 44 BS	.357	.188 - .250
	1086	K2608	AD 45 BS	.415	.251 - .312
	1087	K2608	AD 46 BS	.481	.313 - .375

**Specify adobe, almond, black, bronze, or white*

MISCELLANEOUS TOOLS & SHOP SUPPLIES

	Part No.	Product Line	Pack QTY	Description
Semi-high speed steel saw blades 	9593	K2500	1	(200 Teeth) 8" Diameter (Dia. x 1/16" x 5/8")
	9594	K2500	1	(200 Teeth) 10" Diameter (Dia. x 1/16" x 5/8")
	9596	K2500	1	(250 Teeth) 10" Diameter (Dia. x 1/16" x 5/8")
	<ul style="list-style-type: none"> • Carbon tool steel • 1/16" Thick • For use on bench, radial arm and chop saws • Type "A" teeth • 5/8" Arbor • Used for cutting screen and window frame • 10" 			
Deluxe screen shears 	9029	K2500	1	Heavy duty blades • Moly steel edge, resists abrasion • Offers easier cutting action • Use for fiberglass or aluminum screen
Heavy duty shears 	9030	K2500	1	<ul style="list-style-type: none"> • 11-1/4" Heavy duty blades • Stainless steel with adjustable screw • Ergonomic grip • Use for left or right handed cutting
Hand "pop" riveter 	9653	K2500	1	Sturdy, efficient hand riveter suitable for low production, prototype or field fastening applications. Comes equipped with interchangeable nosepiece for larger diameter rivets.
Precision metal lube 	1007	K2550	12/Case	13 oz. Aerosol can
Saw wax 	1014	K2550	1/Pkg. 12/Case	<ul style="list-style-type: none"> • (16 oz.) 1-1/2 # Tubes • Lubricant for chop saw blades • Allows for smoother saw cut and eliminates burring • Add life to saw blades
High performance sealant (clear) 	2858	F3807	1	100% Silicone (Acetoxy, permanent flexibility, excellent weatherability)
One way tool 	8900	G8100	1	5/16" One way driving tool
Adapter 	8901	G8100	1	5/16" Drive tool adapter, used for 1/2" square drive
Step drill 	9017	K2500	1	Step drill 7/32" x 1/8" — Used to easily drill correct hole sizes for installation of plunger latches
Screen frame notching jig 	9024	K2550	1/Box	<ul style="list-style-type: none"> • Allows frame to be securely held while being notched • Notched frame allows application of slide locks, tension springs and knife latches • Notching tool included
Precision spray paint (12 oz. Aerosol Can) 	8720 8721 8722 8723 8727 8757	G8705	12/Case	Semi gloss black Bronze Semi-gloss white Almond Adobe Weathered brown

MISCELLANEOUS TOOLS & SHOP SUPPLIES



E-Z SLIDE CUT-OFF GAUGE

1. A unique measuring device for cut-off saws requiring fast and accurate lineal measuring.
2. Ideal for use with Precision's full size chop saw table kit (Part No. P 8061).
3. Accurately measures screen frame lengths from 6" to 108".
4. All measurements are read directly in front of chop saw, for maximum operator efficiency.

Recommended Gauge Selection

If operator is **LEFT HANDED**, order a **right** hand stop gauge.

If operator is **RIGHT HANDED**, order a **left** hand stop gauge.

Part No.	Product Line	Pack QTY	Description
9704	K2550	1	Right hand stop replacement tape for P 7925

GLASS FRAMING COMPONENTS & GLAZING VINYL

	Part No.	Product Line	Description	Finish	Length	Pcs/Pack
Glazing vinyl 	1104BK	K1510	SS Glazing vinyl	Black	750'	1
	1105BK	K1510	DS Glazing vinyl	Black	1000'	1
3/4" Muntin bar 	1111WH	A1010	3/4" Muntin bar .025	White	12'8"	125
Roll form grid bar 	1118WH	A1010	3/4" Roll form grid bar	White	12'0"	300
	1118BZ	A1010	3/4" Roll form grid bar	Bronze	12'0"	300
Roll form glazing bead 	1127ML	A1010	Roll form glazing bead	Mill	12'0"	75
	1127GR	A1010	Roll form glazing bead	Gray	12'0"	75
	1127WH	A1010	Roll form glazing bead	White	12'0"	75
	1127BZ	A1010	Roll form glazing bead	Bronze	12'0"	75

*5 Box minimum