



— EST. 2012 SAN DIEGO, CA —

HARDWARE SOLUTIONS

FRAMELESS SHOWER DOORS

GLASS THICKNESS



3/8"

Minimum thickness - for a frameless glass enclosure



1/2"

Premium thickness - greatest structural integrity and durability for a frameless glass enclosure

GLASS TYPE



Clear



Rain



Crystal clear



Acid etch



Bubbles



Bamboo

HARDWARE FINISHES

STANDARD FINISHES



Chrome (CH)



Brushed Nickel (BN)



Oil Rubbed Bronze (ORB)



Matte Black (MB)

SPECIAL ORDER FINISHES



Polished Brass (PB)



Polished Nickel (PN)



Satin Brass (SB)



Antique Brass (AB)




Brushed Bronze (BB)



White (WH)

DOOR HINGES



Square



Beveled

WHOLESALE: GLASS, ALUMINUM, WINDOWS, DOORS & ACCESSORIES

1690 W. Frontage Road • Chula Vista, CA 91911 • T: 619.737.9999 • F: 619.271.2222 • www.glahs.com



— EST. 2012 SAN DIEGO, CA —

HARDWARE SOLUTIONS

WHOLESALE: GLASS, ALUMINUM, WINDOWS, DOORS & ACCESSORIES

1690 West Frontage Road • Chula Vista, CA 91911

T: 619.737.9999 F: 619.271.2222 www.glahs.com

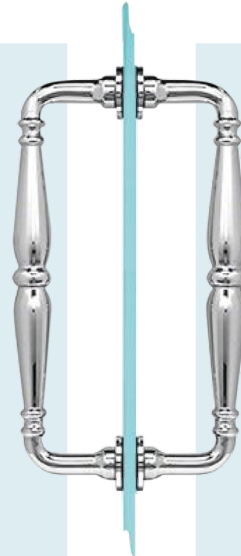
HANDLES




Classic "tubular"



Mitered




Victorian



Squared

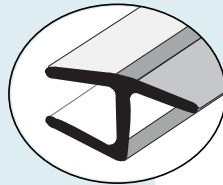
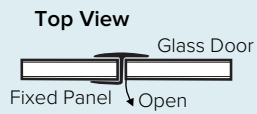


Ladder




Combo towel bar

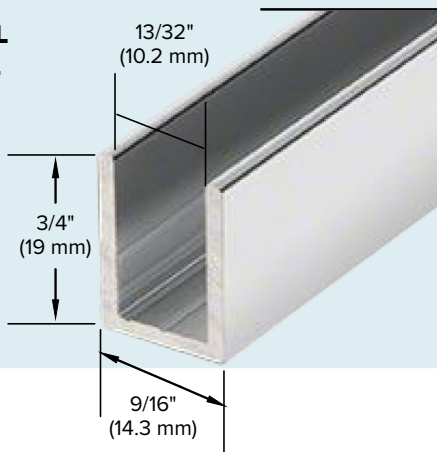
POLYCARBONATES
"H" JAMB FOR 180°



CO-EXTRUDED CLEAR BOTTOM
WIPE W/DRIP RAIL



FIXED PANEL
U-CHANNEL
STYLE
MOUNTING



FIXED PANEL CLAMP STYLE MOUNTING



Square

Beveled