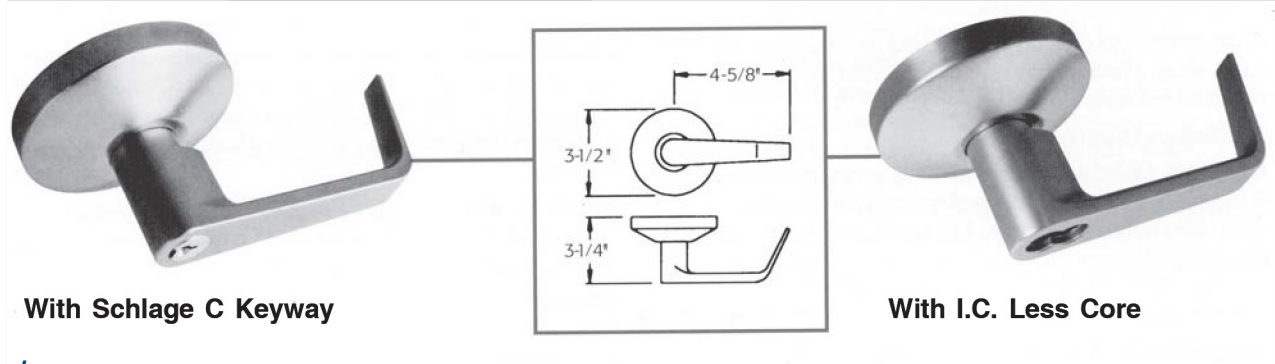


Falcon

B Series - Dane Design



Features:

- **Door Thickness** 1-3/8" to 2" standard.
- **Backset** 2-3/4" BS standard, available 2-3/8" BS.
- **Specifications** Trim has heavy duty springs for lever return. Trim is through-bolted with screws coated with thread sealant to provide strength & resistance to loosening.
- **Keyways** Available Schlage C or I.C. less core.
- **Trim** Roses are 3-1/2" diameter
- **Strike** 4-7/8" x 1-1/4" ANSI strike standard
- **ANSI / BHMA** A156.2, series 4000 grade 2
- **UL** 1-1/2 hour B label

FUNCTIONS

			ANSI
B101		Passage/Closet Latchset Latch bolt by levers at all times.	F75-2
B301		Privacy Lock Latch bolt by levers. Outside lever locked by push button in inside lever. Rotating inside lever or closing door releases push button. Emergency release in outside lever unlocks door.	F76-2
B511		Entry/Office Lock Turn/push button locking. Pushing and turning button locks outside lever requiring use of key until button is manually unlocked. Push button locking. Pushing button locks outside lever until unlocked by key or by rotating inside lever. Inside lever always free. Deadlocking latch bolt.	F109-2
B581		Storeroom Lock Deadlocking latch bolt by lever inside or key outside. Outside lever is rigid. Inside lever is always free.	F86-2

Options

- 2 3/8" Backset Specify A57420 (SL), A57620 (PL), A57420D (DL)


Stocked Product

- Finish 626
- B101 Schlage C Keyway
- B301 Schlage C Keyway
- B511 Schlage C Keyway or Best prep I. C. core less core
- B581 Schlage C Keyway or Best prep I. C. core less core

Falcon

D200 - Series

The new D Series deadbolt from Falcon will fit on virtually any door, thanks to an adjustable backset with an innovative lock-in-place design. Available in a Grade 1 or Grade 2 configuration, our new D Series deadbolt can be fitted with virtually any Falcon cylinder, enhances lock strength on the jamb side of the door and is easier to install than any deadbolt you've ever worked with.

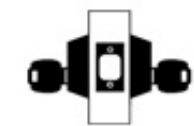


Features:

Certification	Grade 1 BHMA - ANSI A156.5, 2001, Grade 1 auxiliary lock, Available UL Listed for 3-Hour fire door Grade 2 BHMA - ANSI A156.5, 2001, Grade 2 auxiliary lock, Available UL Listed for 3-Hour fire door
Deadbolt	1-1/8" x 2-1/4", Square corner faceplate, 1" housing diameter, 1" throw
Strike	1-1/8" x 2-3/4", lipless, with box
Door Range	1-3/8" - 1-3/4" standard
Reinforcement	Metal dust box reinforcer with three - 3" screws
Trim Ring	1" Wrought brass or bronze, reinforced with security insert
Backset	2-3/8" and 2-3/4" adjustable

D231 Double Cylinder

Deadbolt thrown or retracted by key from either side. Bolt automatically deadlocks when fully thrown.



Stocked Product

Finish 626
Keyway Schlage C, I.C. Core less Core

D241 Single Cylinder x Turn

Deadbolt thrown or retracted by key or by turn. Bolt automatically deadlocks when fully thrown.



Stocked Product

Finish 613, 626
Keyway Schlage C, I.C. Core less Core

D271 Thumbturn x Occupancy Indicator

Deadbolt thrown or retracted by turn unit only. Occupancy indicator on outside (reads either in use or vacant with color coding). Bolt automatically deadlocks when fully thrown.



Stocked Product

Finish 613, 626
Indicator Key 61-509

Falcon - Heavy Duty Levers

MA - Series

Features:

Door thickness: Standard accommodates thickness of 1-3/4" to 2-1/4".

Backset: 2-3/4" only.

Case: Cold formed steel, zinc dichromate plated, .090" thick. Optional lead wrapping available.

Hubs: Hardened steel.

Handing: Right hand is standard; left hand optional. Reversible in the field.

Cylinders: Furnished with Schlage "C" key way . IC cylinders available as an option

Bind Resistant Trim: Heavy-duty through-bolted inserts clamp the trim on the door assuring proper alignment. Designed to bottom out on 1-3/4" doors to prevent door collapse. Provided with 10-32 screws for strength and thread sealant to prevent loosening.

Latch Bolt: Two-piece brass, mechanical anti-friction bolt. 3/4" projection.

Dead Bolt: 1" throw, brass with a 1/4" thick hardened steel, freeturning, saw-resistant roller.



Faceplates: (Armored Front) 1-1/4" x 8" brass, bronze and stainless steel adjustable for door bevel. Reinforced by heavy gauge steel with stabilizing ribs.

Strike: Brass, bronze or stainless steel. Meets ANSI A115.1 for frame preparation. Strike is handed. Optional 1-1/8 lip-to-center reversible flat lip available.

ANSI/BHMA: Meets ANSI/BHMA 156.13, Series 1000. UL: 3 hour A label.

Warranty: 10 Year Limited

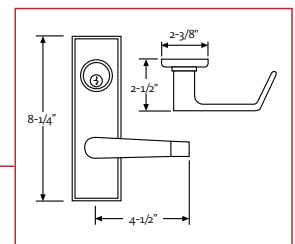
FEATURES



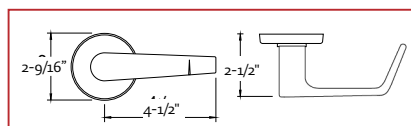
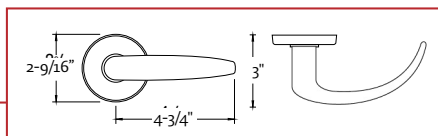
Stocked Product

Finish: 626

DESIGNS



QG
Quantum-Gala



DG
Dane-Gala

Falcon - Heavy Duty Levers

MA - Series

Features:

Door thickness: Standard accommodates thickness of 1-3/4" to 2-1/4".

Backset: 2-3/4" only.

Case: Cold formed steel, zinc dichromate plated, .090" thick. Optional lead wrapping available.

Hubs: Hardened steel.

Handing: Right hand is standard; left hand optional. Reversible in the field.

Cylinders: Furnished with Schlage "C" key way . IC cylinders available as an option

Bind Resistant Trim: Heavy-duty through-bolted inserts clamp the trim on the door assuring proper alignment. Designed to bottom out on 1-3/4" doors to prevent door collapse. Provided with 10-32 screws for strength and thread sealant to prevent loosening.

Latch Bolt: Two-piece brass, mechanical anti-friction bolt. 3/4" projection.

Dead Bolt: 1" throw, brass with a 1/4" thick hardened steel, freeturning, saw-resistant roller.

Faceplates: (Armored Front) 1-1/4" x 8" brass, bronze and stainless steel adjustable for door bevel. Reinforced by heavy gauge steel with stabilizing ribs.

Strike: Brass, bronze or stainless steel. Meets ANSI A115.1 for frame preparation. Strike is handed. Optional 1-1/8 lip-to-center reversible flat lip available.

ANSI/BHMA: Meets ANSI/BHMA 156.13, Series 1000. UL: 3 hour A label.

Warranty: 10 Year Limited

FEATURES

1" deadbolt is brass with 1/4"-thick hardened steel

Solid brass cylinder and plug

UL Listed, 3 hour, A label

Right hand is standard; left hand optional (field reversible)

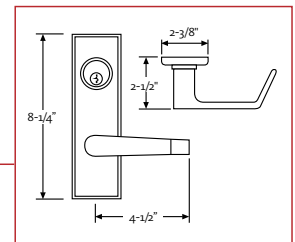
Case is cold-formed steel, zinc dichromate plated .090" thick



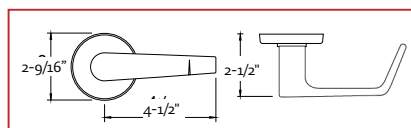
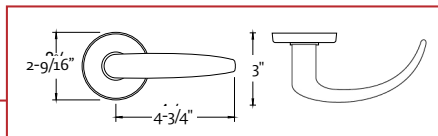
Stocked Product

Finish: 626

DESIGNS



QG
Quantum-Gala

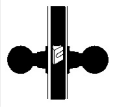









DG
Dane-Gala

Falcon - Heavy Duty Levers

MA - Series

FUNCTIONS

			ANSI
MA101		Passage/Closet Latchset Latch bolt by knobs/levers at all times.	F01-1 F01-2
MA311		Privacy, Bedroom or Bath Lock Latch bolt by knobs/levers. Dead bolt by turn from inside and emergency key (012727-000-30) outside furnished with lock. Rotating inside knob/lever retracts both bolts.	F19-1 F19-2
MA531	 	Entry/Office Lock Latch bolt by knobs/levers except when outside knob/lever is made inoperative by buttons in face. Dead bolt by key outside and turn inside. Rotating inside knob/lever retracts both bolts. Deadlocking latch.	F10-1, F10-2 F12-1, F12-2 F20-1,
MA561	 	Classroom Lock Deadlocking latch bolt by knobs/levers. Outside knob/lever locked by key outside. Inside knob/lever always free.	
MA581	 	Storeroom Lock/Exit Lock Deadlocking latch bolt by inside knob/lever or key outside. Outside knob/lever rigid.	F07-1 F07-2

Cylinder Guards

Stocked Product

A08790/ A08794 - 000	9/32"
- 001	13/32"
- 002	17/32"

626 finish



A08790



A08794

Cylinder Guard Application Chart**

Door Thickness	985 1-1/8" (cyl.)	986 1-1/4" (cyl.)	987 1-3/8" (cyl.)	988 1-1/2" (cyl.)
1-1/2"	A08794-001 (13/32")	A08794-002 (17/32")		
1-3/4"	A08794-000(9/32")	A08794-001 (13/32")	A08794-002 (17/32")	
2"		A08794-000 (9/32")	A08794-001 (13/32")	A08794-002 (17/32")
2-1/4"		A08794-000 (9/32")	A08794-001 (13/32")	
2-1/2"			A08794-000 (9/32")	

Note: Dimensions listed for A08794 also apply to A08790.

** Cylinder guards measure 3/16" from shoulder to top. A wavy spring washer is furnished with either cylinder guard.

** Single cylinder functions.

Falcon - Heavy Duty Levers

T - Series

Features:

Door Thickness: 1-3/4" to 2-1/8" standard. Thin door adapter kit (A30775-000-00) available for doors thinner than 1-3/4", please specify door thickness. **Special Order**

Backset: 2-3/4" standard. 2-3/8" also available. Link (A22161-005-10) available for 5" backset.

5" backset Special Order

Mechanism: Parts constructed of brass or cold formed steel, zinc plated and dichromated for rust resistance. Springs are stainless steel.

Attachment: Lock chassis secured to door by threaded mounting nuts. Completely preassembled outer trim and inner spindle assembly are through-bolted over chassis using (2) 10-32 screws. Adding rose and lever to inner spindle assembly completes installation.

Handing: Locks are non-handed.

Cylinders: Furnished with Schlage "C" keyway and IC prep options.

Trim: Roses are heavy wrought brass or bronze, installed over pressure cast rose inserts which are through-bolted through door. Levers are pressure cast (solid levers-no inserts) material finished to match mating parts.

Latches: 9/16" bolt projection, UL listed with latch faceplates 2-1/4" x 1-1/8" with square corners standard. 3/4" projection, UL listed latch with 2-3/4" backset also available. Adjustable front standard.

Strikes: 4-7/8" x 1-1/4" ANSI strike with curved lip to meet ANSI A115.2 door frame preparation standard.

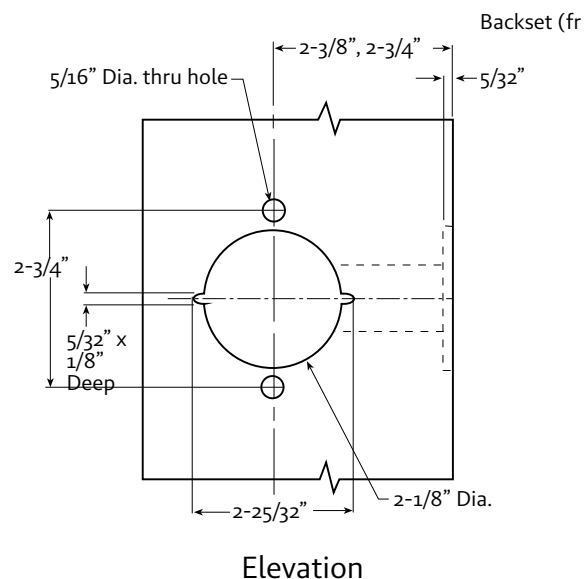
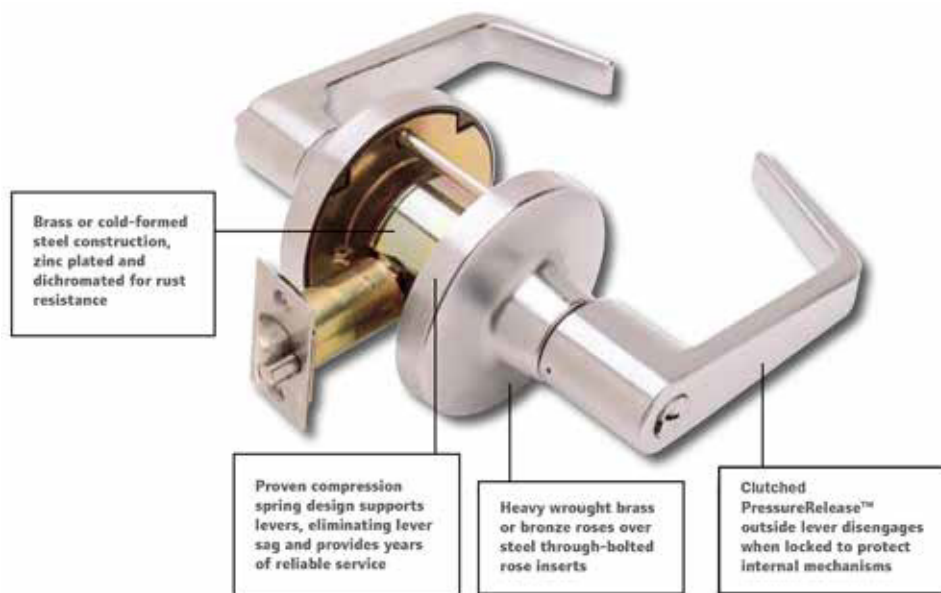
Screws: Furnished with combination screws for use in wood or metal doors and frames.

Electrified Functions: Available in 24 VDC .185 AMP.

ANSI/BHMA: Meets ANSI/BHMA A156.2, Series 4000, Grade

1. **UL:** 3 hour A label.

Warranty: 10 Year Limited



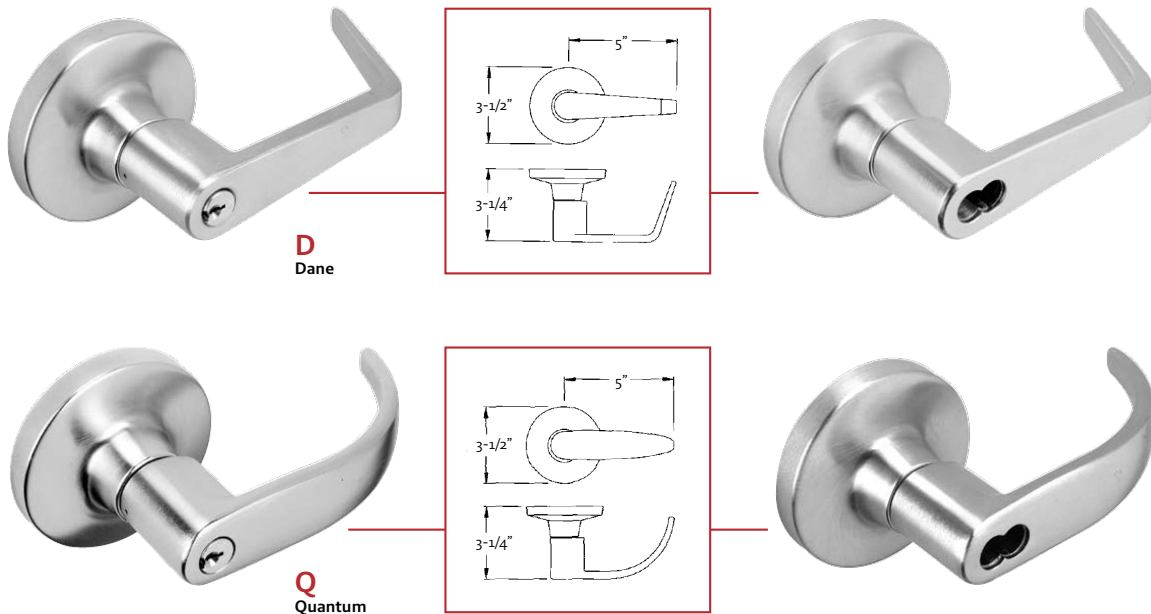
Stocked Product

Design Dane, Quantum
 Finish 626, (613 Dane SCH "C" Only)
 Keyway Schlage C, (IC)
 Backset 2-3/4" Standard, also available 2-3/8"

Falcon - Heavy Duty Levers

T - Series

DESIGNS




FUNCTIONS

T101		Passage/Closet Latchset Latch bolt by levers at all times.	F75-1
T301		Privacy Lock Latch bolt by levers. Outside lever locked by push button in inside lever. Rotating inside lever or closing door releases push button. Emergency release in outside lever unlocks door.	F76-1
T511		Entry/Office Lock Turn/push button locking. Pushing and turning button locks outside lever requiring use of key until button is manually unlocked. Push button locking. Pushing button locks outside lever until unlocked by key or by rotating inside lever. Inside lever always free. Deadlocking latch bolt.	F109-1
T561		Classroom Lock Deadlocking latch bolt by levers. Outside lever is locked by key in outside lever. Inside lever is always free.	F84-1
T581		Storeroom Lock Deadlocking latch bolt by lever inside or key outside. Outside lever is inoperable. Inside lever always free.	F86-1

ANSI

Falcon - Medium Duty Levers

W - Series Grade 2 Cylindrical Lever and Knob Locks



Features:

- Reliable and proven Grade 2 construction
- Heavy duty springs for better lever return and to prevent sagging
- Non-handed for easy field assembly
- Abrasive lever coating option available
- Priced to fit your opening price point
- Schlage C Masterkey available
- Manufactured to Ingersoll Rand's industry-leading quality standards

Lever Styles



Dane



Quantum

Can be suited with a variety of Falcon locks such as mortise, tubular, grade 1 cylindrical and interconnect.

Rose Diameters



Large Rose



Small Rose
(Only available in Dane Lever)

The Falcon W comes in different rose diameters to meet your customer needs. The Large Rose 3-1/2" diameter and a Small Rose 2 9/16" diameter to meet your narrow stile door requirements.

Falcon - Medium Duty Levers







W - Series DESIGNS Dane



Quantum



FUNCTIONS

·W101		Passage latchset – Latch bolt by levers at all times.	ANSI F75
·W301		Privacy lock – Latch bolt by levers. Outside lever is locked by push button on inside lever. Rotating inside lever or closing door releases push button and frees outside lever. Inside lever is always free. Emergency release in outside lever unlocks door.	F76
W501		Entry lock – Push button locking. Button on inside locks outside lever until unlocked by key or by rotating inside lever. Closing door release push button and unlocks door. Inside lever always free. Deadlock latchbolt.	F82
·W511		Entry/office lock – Deadlocking latch bolt by levers. Turn/push button locking. Pushing and turning button locks outside lever, requiring use of a key for unlocking the door until button is manually unlocked. Pushing button locks outside lever until unlocked by key or by rotating inside lever. Inside lever is always free.	F109
·W561		Classroom lock – Deadlocking latch bolt by levers. Outside lever is locked by key in outside lever. Inside lever is always free.	F84
·W581		Storeroom lock – Deadlocking latch bolt by lever inside or key outside. Outside lever is always locked. Inside lever is always free.	F86

* Available as small rose

**Small Rose - stocked
Only available in Dane Lever**

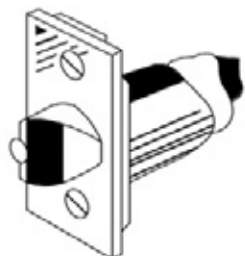
Stocked Product

Design	Keyway	Finish
Dane:	Schlage C, IC core stocked 626	605, 613, 625, 626
Quantum:	Schlage C	626, 613

Backset
2-3/4" Standard, also available 2-3/8"

Falcon - Latches

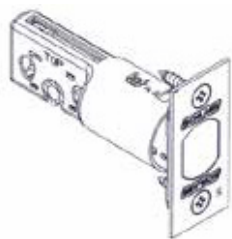
B - Series



Stocked Product

P/W	DESCRIPTION	FINISH
A57420	SL, 2-3/8"BS, 1"Face Plate	626
A57420D	DL, 2-3/8"BS, 1"Face Plate	626
A57435D	SL, 2-3/4"BS, 1-1/8"Face Plate	626
A57620	SL, 2-3/6"BS, 1" Face Plate F/301	626

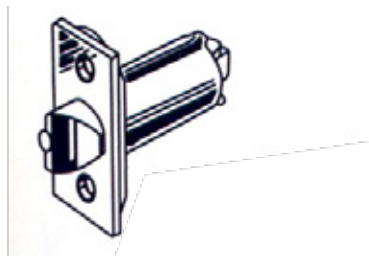
D200 - Series



Stocked Product

P/W	DESCRIPTION	FINISH
Q330-253	ADJ, Square Corner, 1-1/8" x 2-1/4" FP	613, 626

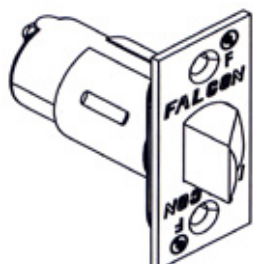
T - Series



Stocked Product

P/W	DESCRIPTION	FINISH
23981111	SL, 2-3/8" BS, 1" Face Plate	613, 626
23981137	SL, 2-3/4" BS, 1-1/8" Face Plate	613, 626
23981160	DL, 2-3/8" BS, 1" Face Plate	613, 626
23981145	DL, 2-3/4" BS, 1-1/8" Face Plate	626

W - Series




Stocked Product

P/W	DESCRIPTION	FINISH
Q330197	DL, 2-3/4"BS, 1-1/8"Face Plate	613, 626
Q330201	DL, 2-3/8"BS, 1"Face Plate	613, 626
Q330203	DL, 2-3/8"BS, 1-1/8"Face Plate	613, 626
Q330206	SL, 2-3/4"BS, 1-1/8"Face Plate	613, 626
Q330207	SL, 2-3/8"BS, 1"Face Plate	613, 626
Q330209	SL, 2-3/8"BS, 1-1/8"Face Plate	613, 626

Falcon - Cylinders & Keys

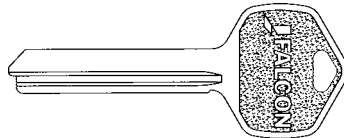
Interchangeable Standard IC core uses a single spring cover.
 Core Stocked uncombined without pins, springs, or keys.
 Stock keyways A & B
 Note C606ACC does not include control & operating keys



Stocked Product

- C646 Uncombined core, 6 pin, Keyways A, Finish 626
- C647 Uncombined core, 7 pin, Keyways A, Finish 606, 626
- C606ACC Temporary core
- KB6322A Operating Key for Temp core
- KB6092A Control Key for Temp core
- C607 Combined core, 7pin, Keway A, Finish 626
- KB6322AC Cut Operating Key F/C607
- KB6092AC Cut Control Key F/C607

Key Blanks Standard

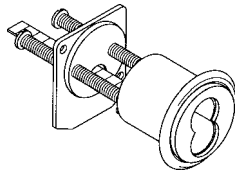


Stocked Product

- KB577G Standard G Key
- KB628 A Keyway I. C.
- KB608 A & B Control Blank

C953 Rim Cylinder Housing

Horizontal tailpiece standard. May be changed to vertical

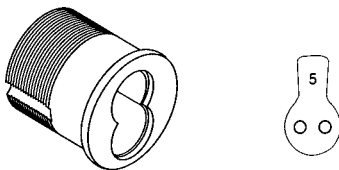


Stocked Product

- C953 613, 626 Finish 6 pin or 7 pin I. C. Less core C987 613, 626 Finish 1-3/8" F/ 6 or 7pin I. C. Less core C988 613, 626 Finish, 1-1/2" for 6 pin or 7 pin I. C. Less core

Cylinders for IC Less Core

C987 mortise cylinder housing
 Furnished with standard #5 cam



985C & 986C Mortise Cylinder

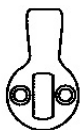
900 Series cylinders are furnished with #4 straight cam and 250 Series with #1 cloverleaf cam unless otherwise specified.



Stocked Product

- | | | |
|------|--------|------------|
| 985C | 1-1/8" | 626 Finish |
| 986C | 1-1/4" | 626 Finish |

CAMS Only



A09897

Stocked Product

- A09897 for M561 and M581

Monarch by Falcon - Exits

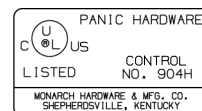
19 Series - Rim Device

F570
Standard

Features:

- Part number: 19REO X Finish
- Function stocked: "EO" exit only
- Trims Separately: Note: Lever trim is handed
- 1906T Thumb piece (new number 910)
- 1909NL Night latch (new number 910NL)
- 1910L Entry Lever Dane (new number 912L)
- 914KIL BE Key in Lever(sectional) Blank Escutcheon
- 914KIL IC Key in Lever (sectional) Lever Entry X IC core
- 914KIL KD Key in Lever (sectional) Lever Entry
- 914KIL NL Key in Lever (sectional) Lever Night Latch
- Finishes: Aluminum and Duro
- Length: 36" and 48"
- ANSI A156.3-2001 Grade 1 standards, UL Listed
- Cut out: 161

2789
Dogging
Key



The Monarch 19-R Series rim device that delivers superior panic hardware with modern touchbar styling. This non-handed device covers a 161 cutout and may be used on 13/4" narrow stile aluminum doors.

Stocked Product

19R-EO	36"	SP28, SP313
19R-EO-L	48"	SP28, SP313

F19 Series - Fire Rated Rim Device

F570 Standard

Features:

- Part number: F19REO X finish
- Function Stocked "EO" exit only
- Trims Separately: See page
 - 1906T Thumb piece (new number 910)
 - 1909NL Night latch (new number 910NL)
 - 1910L Entry Lever Dane (new number 912L)
 - 914KIL BE Key in Lever(sectional) Blank Escutcheon
 - 914KIL IC Key in Lever (sectional) Lever Entry X IC core
 - 914KIL KD Key in Lever (sectional) Lever Entry
 - 914KIL NL Key in Lever (sectional) Lever Night Latch
- Finishes: Aluminum and Duro
- Length: 36" and 48"
- ANSI A156.3 Grade 1
- UL for 1-1/2" hour door
- Cut out 161



The F-19 Rim fire exit device is an excellent addition to the touchbar. This device is non-handed and is listed by UL for B label fire door installations on 4'0" x 7'2" single doors and/or 8'0" x 7'2" double doors with an F-4023 removable mullion or CRF-4023.

Stocked Product

F-19R-EO	36"	SP28, SP313
F-19R-EO-L	48"	SP28, SP313

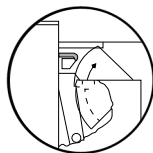
Monarch by Falcon - Exits

19 Series - Vertical Rod Device

3788
Strike

Manufactured to the same exacting standards as the 19 Rim, the 19-V Exit Device complies with most exit door requirements, and is fully reversible and surface applied. This device is regularly furnished with deadlocking top latch with latch retention and square bolt at bottom.

2789
Dogging Key



Latch retention hold is in the top latch. Retainer is released when it engages the strike.

Features:

- Part number 19VEO X Finish
- Function Stocked: Exit only
- Trims Separately: Note: Lever trim is handed See Trim page
 - 1906T Thumb piece (new number 910)
 - 1909NL Night latch (new number 910NL)
 - 1910L Entry Lever Dane (new number 912L)
 - 914KIL BE Key in Lever(sectional) Blank Escutcheon
 - 914KIL IC Key in Lever (sectional) Lever Entry X IC core
 - 914KIL KD Key in Lever (sectional) Lever Entry
 - 914KIL NL Key in Lever (sectional) Lever Night Latch
- Finishes: Aluminum and Duro
- Lengths: 36" X 96" and 48" X 96"
- ANSI A156.3 2001 Grade 1 Standard; UL Listed

Stocked Product

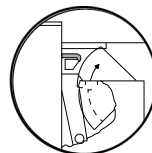
19V-EO 36"x96" SP28, SP313
19V-EO-L 48"x96" SP28, SP313

2130
Strike

F19 Series - Fire Rated Vertical Rod Device

3788
Strike

Manufactured to the same exacting standards as the F-19 Rim, the F-19-V Fire Exit Device complies with most exit door requirements, and is fully reversible and surface applied. This device is regularly furnished with deadlocking top latch retention and square bolt at bottom. (This device is listed by UL for B label fire door installations.)



Latch retention hold is in the top latch. Retainer is released when it engages the strike. The door is in the closed position.

Features

- Part number F19VE X Finish
- Function Stocked: "EO" exit only
- Trims Separately: Note: Lever trim is handed See trim page
 - 1906T Thumb piece (new number 910)
 - 1909NL Night latch (new number 910NL)
 - 1910L Entry Lever Dane (new number 912L)
 - 914KIL BE Key in Lever(sectional) Blank Escutcheon
 - 914KIL IC Key in Lever (sectional) Lever Entry X IC core
 - 914KIL KD Key in Lever (sectional) Lever Entry
 - 914KIL NL Key in Lever (sectional) Lever Night Latch
- Finishes Aluminum and Duro
- Lengths: 36" X 84" and 48" X 84"
- ANSI A156.3 Grade 1 standard
- UL "B" labeled 1-1/2 hour door

Stocked Product

F-19V-EO 36"x96" SP28, SP313
F-19V-EO-L 48"x96" SP28, SP313

2130
Strike

Falcon

19 Series - Trim Designs All Trims Supplied Less Cylinder

1910L (912) L Trim
Mortise Cylinder
1-1/8" Required



1909NL (910NL)
Rim Cylinder
Required



1906T (910TP)
Mortise Cylinder
1-1/8" Required



Stocked Product

Aluminum, Duro

914 KIL KD Entry



914 KIL BE Blank Escutcheon



914 KIL IC Entry



914 KIL NL Night Latch



Stocked Product

Aluminum, Duro

Falcon - Exits

25 R Series - Rim Exit Device



299 Strike



2789 Dogging Key



Cylinder Dogging

Features

- Non handed
- 299 strike standard, other strikes available on special order
- Latch bolt: Stainless Steel, 3/4" throw
- Dogging Feature: 1/2 turn hex dogging standard, No thread parts to wear out
- Stock sizes: 36" and 48" width doors,
- ANSI: Certified ANSI A156.3-2001 Grade 1
- Sex Bolts: (optional) Recommended when device is used with hollow core wood, composite or light gauge hollow metal doors, For EO device specify eight (8) #2729 sex bolts. With Trim specify four (4) 2729 sex bolts
- EL function : Can be interfaced with Building security systems.

Options:

Cylinder Dogging kit: Specify 25CDK
 1-1/8" Mortise cylinder not included.
 AX - The exit device that requires only 5 pounds of force to operate

Stocked Product

25R-EO	36"	US3, US26, US26D, 313AN
25R-EO-L	48"	US26D, 313AN
EL-25R-EO	36"	US26D
25CD KIT	48"	SP28
AX25-R-EO	36"	US19

F25-R Series - Fire Rim Exit Device



299F Strike



Features

- Non Handed
- "A" label 3 hours 4' 0" X 8' 0"; 8' 0" X 8' 0" with F4023 Mullion
- "B" label 1-1/2" hour for 8'0" X 8') with KRF4023 Mullion
- 299F strike standard, other strikes available on special order
- Latch bolt: stainless Steel, 3/4 " throw
- Deadlocking latch bolt standard
- Stock sizes: 36" and 48" width doors
- Mounting Height: 40-1/4" form CL to finished floor
- Fasteners: All mounting screws are concealed, All machine screws standard
- Sex Bolts: (optional) Required when device is used with hollow core wood, composite or light gauge hollow metal doors, For EO device specify eight (8) #2729 sex bolts. With Trim specify four (4) 2729 sex bolts
- ANSI: Certified ANSI A156.3 2001 Grade 1 Standards
- EL function : Can be interfaced with Building security systems.

Options:

AX - The exit device that requires only 5 pounds of force to operate

Stocked Product

F-25R-EO	36"	US3, US26, US26D, 313AN
F-25R-EO-L	48"	US26D, 313AN
EL-F-25R-EO	36"	US26D (DISC. CALL FOR STOCK)
AXF-25-R-EO	36"	US19

Falcon - Exits

25 V Series - Vertical Rod Exit Device

Features:

- Hand: Field Reversible
- Strikes: 3788 Top strike is surface applied; 2130 bottom strike is mortised into the floor
- Latch bolt: Top stainless steel ¾ throw; Bottom bolt is ½" throw
- Latch Retention Hold: Standards with top latch
- Sex Bolts: (Optional) Recommended when device is used with hollow core wood, composite or light gauge hollow metal doors, For EO device, specify twelve (12) #2729 sex bolts,, For devices with trim specify eight (8) #2729 sex bolts'
- ANSI : Certified ANSI A156.3-2001 Grade 1 standard
- EL function : Can be interfaced with Building security systems.

Options:

Cylinder Dogging kit: Specify 25CDK
 1-1/8" Mortise cylinders not included.
 12" & 36" Extension rods Available.
 AX - The exit device that requires only 5 pounds of force to operate

Stocked Product

25V-EO	36"x96"	US3, US26D, 313AN
25V-EO-L	48"x96"	US26D
EL-25V-EO	36"x96"	US26D
25V-EXT ROD	12"	SP28, SP313
25V-EXT ROD	36"	SP28, SP313
AX25-V-EO	36"	US19



F25 V Series - Fire Vertical Rod Device

Features

- Hand: Field Reversible
- UL: "A" Label 3 hour; 8' X 10' 90 minute same egress, 8' X 10'
- Wood Door: 20 minute 8' X 10'; 90 minute 8' X 9'
- Strikes: 3788 Top strike is surface applied; 2130 bottom strike is mortised into the floor
- Latch bolt: Top stainless steel ¾ throw; Bottom bolt is ½" throw
- Deadlocking Latch bolt: Standard in top latch
- Latch Retention Hold: standard with top latch
- F25-V LBR; Less bottom rod vertical device; "A" Label 3 hour- 8' X 8' 90 minute same egress' Wood Door 20 minute 8' X 8' openings. (F-LBR Must be ordered in pairs)
- Fasteners: All mounting screws area concealed machine screws
- Sex Bolts: (Optional) Required when device is used with hollow core wood, composite or light gauge hollow metal doors, Fro EO device, specify twelve (12) #2729 sex bolts,, For deices with rim specify eight (8) #2729 sex bolts'
- ANSI: Certified ANSI A156.3 Grade 1 standard
- EL function : Can be interfaced with Building security systems.

Options:

12" & 36" Extension rods Available. AX
 - The exit device that requires only 5 pounds of force to operate

Stocked Product

F-25V-EO	36"x96"	US26D, 313AN
F-25V-EO-L	48"x96"	US26D, 313AN
F-25V-EO-LBR	36"x96"	US26D, 313AN
F-25V-EO-LBR-L	48"x96"	US26D, 313AN
(LBR- Must be ordered in pairs)		
EL-F-25V-EO	36"x96"	US26D
25V-EXT ROD	12"	SP28, SP313
25V-EXT ROD	36"	SP28, SP313
AXF25-V-EO	36"	US19

Falcon - Exits

25 M Series - Mortise Exit Device



Features:

- Hand: Handed
- Strike: 1279 standards
- Latch bolt: Stainless steel, 3/4 throw
- Deadlocking Latch bolt: Standard
- Dogging Feature: 1/2 hex turn, no thread parts to wear out
- Fasteners: All mounting screws are concealed metal screws.
- Sex Bolts: (optional) Recommended when device is used with hollow core wood, composite or light gauge hollow metal doors, For EO device specify six (6) #2729 sex bolts. With Trim specify two (2) 2729 sex bolts
- ANSI: Certified ANSI A156.3 2001 Grade 1
- Mortise Lock: Heavy wrought lock case with cast or sintered steel parts. Locks are designed to fit standard ANSI A115.1 preparation for 1-3/4" thick doors Deadlocked when auxiliary bolt is depress 5/ 6"

Options:

Cylinder Dogging kit :Specify 25CDK
1-1/8" Mortise Cylinder not included.

Stocked Product

25M-EO RHR	36"	US26D
25M-EO LHR	36"	US26D

F25 M Series - Fire Mortise Exit Device



Features:

- Hand: Handed
- UL: "A" label 3 hour, 4' X 10" single doors, 8' X 10' pair of doors . (F25M X F25V) "B" Label (1-1/2 hour) with F1280 open back strike
- Strike: 1279 standard
- Latch bolt: Stainless steel, 3/4 throw
- Deadlocking Latch bolt: Standard
- Fasteners: All mounting screws are concealed metal screws.
- Sex Bolts: (optional) Required when device is used with hollow core wood, composite or light gauge hollow metal doors, For EO device specify six (6) #2729 sex bolts. With Trim specify two (2) 2729 sex bolts

Stocked Product

F-25M-EO RHR	36"	US26D
F-25M-EO LHR	36"	US26D

Falcon - Exits

25-C Series - Concealed Vertical Rod Device



Features:

- Hand: Field Reversible
- Strikes: 4188 mortised top, 2130 bottom standard
- Latch bolt: Top Stainless steel 3/4" throw, Bottom bolt 1/2" throw
- Deadlocking Latch bolt: Standard in top latch
- Latch Retention Hold; Standard in top latch
- Dogging Feature: 1/2 turn hex dogging standard, no threaded parts to wear out
- Fasteners: All mounting screws are concealed metal
- Sex Bolts: (optional) Recommended when device is used with hollow core wood, composite or light gauge hollow metal doors, For EO device specify six (6) #2729 sex bolts. With Trim specify two (2) 2729 sex bolts
- ANSI: Certified ANSI A156.3-2001 Grade 1 standards.
- Vertical Rods Furnished to length based on 40-1/4" horizontal CL to finished floor and a 7'0" door

Options:

Options: Cylinder Dogging kit: Specify 25CDK 1-1/8" Mortise Cylinder not included.
12" & 36" Extension Rods Available.



2789
Dogging Key

Cylinder Dogging

Stocked Product

25C-EO 36"x84" US26D

Falcon - Exits


F25-C Series - Fire Concealed Vertical Rod Device F25C-WDC Series Fire Wood Door Concealed Vertical Rod Device

Features

- Hand: Field Reversible
- UL: "A" Label 3 hour- 8' X 10' 90 minute same egress, 8' X 10' Wood Door: 20 minute 8' X 9' 90 minute 8' X 8'
- Strikes: 4188 mortise top; 2130 flush strike bottom
- Latch bolt: Top Stainless steel 3/4" throw, Bottom bolt 1/2" throw
- Deadlocking Latch bolt: Standard in top latch
- Fasteners: All mounting screws are concealed metal
- Sex Bolts: (optional) Required when device is used with hollow core wood, composite or light gauge hollow metal doors, For EO device specify six (6) #2729 sex bolts. With Trim specify two (2) 2729 sex bolts
- ANSI: Certified ANSI A156.3-2001 Grade 1 standards
- WDC-20: Reinforced plates supplies standard for 20 minute doors only
- Vertical Rods Furnished to length based on 40-1/4" horizontal CL to finished floor and a 7'0" door

Stocked Product

F-25C-EO 36"x84" US26D
F-25C-WDC-EO 36"x96" US26, US26D, US3



Falcon - Exits

Lever Trim Only

510 L - Entry Lock/Unlock, 1-1/4 Mortise Cylinders Not Included.

510 NL - Night Latch, Store Room, 1-1/4 Mortise Cylinders Not Included.

510 LBE - Blank Escutcheon, 1-1/4 Mortise Cylinders Not Included.

511 L - Entry Vandal Resistant, 1-1/4 Mortise Cylinders Not Included.

510 L FSE - Entry Electrical Unlock, 1-1/4 Mortise Cylinders Not Included.

510 LDT - Dummy Trim

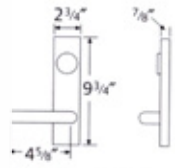


510L
510L-NL



510L-DT
510L-BE

Lever Designs



Projection: 2 1/4", Dane
3 1/4", Quantum



Dane
Projection: 2 1/16"




Quantum
Projection: 3 1/2"

Pull Trims

512TP - 1-1/4 Mortise Cylinders Not Included.

512-NL - Night Latch, 1-1/4 Mortise Cylinders Not Included.



512TP 512-NL


Escutcheon: 2-1/4" x 16"
Grip: 6-1/4" C-C
Projection: 2-11/16"
Brass and Stainless Steel

Stocked Product

510L	DANE	US3, US19, US26D, SP313
510L	QUANTUM	US26D, SP313
510L-BE	DANE	US3, US19, US26D, SP313
510L-BE	QUANTUM	US26D, SP313
510L-NL	DANE	US3, US19, US26D, SP313
510L-NL	QUANTUM	US26D, SP313
510L-DT	DANE	US26D, SP313
510L-DT	QUANTUM	US26D, SP313
510L-FSE	DANE	US26D
510L-FSE	QUANTUM	US26D
511L	DANE	US26D
511L	QUANTUM	US26D
512-TP		US26D
512-NL		US26D

Falcon

19, 25, and XX Accessories and Options



Removable Mullion

- The F4023, KRF-4023 and KR-4023 steel mullions are for use with the 19-R, 25-R, and XX-R devices on double door openings. Advantage: Increased security and tighter closure. Minimizes door warpage and sag. Regulates the flow of in-and-out traffic.
- Falcon removable mullions are easily removed and reinstalled for full width access.
- Rim devices are used on both leaves, attaining a perfectly symmetrical opening.
- The mullion assembly consists of a mullion, top and bottom mounting brackets and a screw pack.
- The F4023 and KRF-4023 fire-rated mullions also include four stabilizer blocks as required for labeled installations.
- Mullions may be cut on the job for doors under stock lengths.
- KR Mullions require 1 1/4" mortise cylinder with standard A cam.

Features

- Mullion fittings – ductile iron.
- F4023, 4023, KRF-4023 and KR-4023– 2" x 3" x height.
- 2923 mullion - 1-1/2' x 2-1/2' x height.
- SP28
- 7' or 8' door opening standard, other door opening as specified.

Cylinders

- Cylinder supplied only when specified.
- Cylinders keyed different unless specified keyed alike.

Sex Bolts

- 325 (1/4"-20 Thread)
- 425 (#10-24 Thread) DOUBLE DOOR APPLICATION



Strike	Installed With	Min. Stile	B *
299	2923 mullion	4 1/8"	3"
299	4023 mullion	4 3/8"	3 1/4"
299-F	F-4023 mullion	4 3/8"	3 1/4"
499-F	F-4023 mullion	4 1/2"	3 5/16"
264	2923 mullion	4"	2 7/8"
264	4023 mullion	4 1/4"	3 1/8"
1439	2923 mullion	3 7/8"	2 3/4"
1439	4023 mullion	4 1/8"	3"
1606	2923 mullion	4 1/4"	2 5/8"
1606	4023 mullion	4 1/2"	2 7/8"
1609	Surface 25-V	4"	2 3/8"

*Backset to vertical center line on the device.

Stocked Product

4023	7'2"	SP28
4023-L	8'2"	SP28
F4023	7'2"	SP28
KR4023-L	8'2"	PC
KR-F-4023	7'2"	SP28
KR-F-4023-L	8'2"	PC

Falcon

8200 Series - Low Energy Operator








Designed to fit perfectly.

The small footprint and elegant design of the Falcon 8200 Series make it a perfect solution for a range of applications.

- Hospitals
- Retail office
- Restaurants
- Ambulatory care

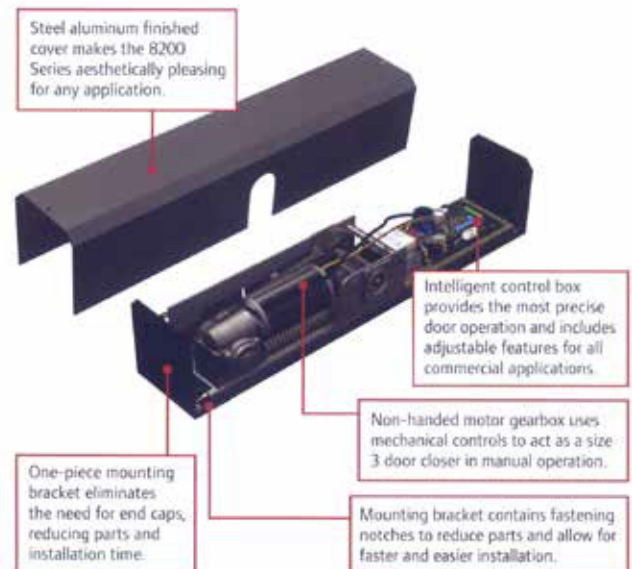


Features:

-  **SmartLatch** – Senses and overcomes external pressure conditions with a graduated energy assist for secure latching.
-  **Push 'n' Go** – Selectable feature allows door to open automatically as soon as it feels pressure.
-  **Open Position Learning** – Automatically sets the opening position to eliminate wall and door damage.
-  **Obstacle Obstruction Detection** – Safety feature stops and reverses door direction when distress or an obstruction is sensed.
-  **Pre-Load Strike Assist** – Removes load on strike lip with a one second delay allowing the door to release and automatically open.
-  **LED Light Illumination** – Light illumination on control box signals accurate installation and helps with connection diagnostics.
-  **On Board Power Supply (12 VAC)** – Powers the accessories without the need to install an external power supply.

Adjustable features:

- | | |
|--------------------------|-----------------------|
| Hold-open time delay | Backcheck speed |
| Backcheck/latch position | Opening/closing speed |



Stocked Product

- 8231 Pull side operation
- 8242 Push side operation

Finish: aluminum

Dor-O-Matic by Falcon - Closers

SC60 Series - Light to Medium Duty Closer

Features:

- Meets ANSI A1117.1
- ANSI/BHMA A156.4, Grade 1
- UL Listed
- 1-3/8" diameter piston
- Closer mounts hinge side, top jamb or parallel arm
- Adjustable sizes 1-4
- Single piece cast aluminum body
- Staked valves
- Non-handed left or right swinging doors
- Separate adjustable general speed, latch speed, and backcheck
- Heat-treated steel piston
- Heat-treated pinion
- UL 10C approved fluid
- Universal screw pack
- 10-year warranty




Stocked Product

SC61 Aluminum, Dark Bronze

SC70 Series - Heavy Duty Closer

Features:

- Meets ANSI A117.1
- Listed ANSI/BHMA A156.4, grade I
- UL Listed
- Fully adjustable sizes 1-6
- Separate adjustable general speed, latch speed and backcheck
- Closer mounts hinge side, top jamb or parallel arm
- Non-handed for left or right swinging doors
- 1 1/2" diameter heat treated steel piston
- Double heat-treated pinion
- Universal screw pack for aluminum, hollow metal, and wood doors, includes self reaming and tapping screws
- 10-year warranty



Stocked Product

SC71 Aluminum

Dor-O-Matic by Falcon - Closers

SC80 Series - Medium Duty Closer

Features:

- Meets A156.4, Grade 1 Standard
- 1-3/8" diameter piston
- Ready to mount hinge side, top jamb or parallel arm configurations
- Arm options: regular
- Suitable for interior doors up to 48" (1219 mm) wide, exterior doors up to 36" (914 mm) and can be adjusted to meet the ADA accessibility requirements
- Single piece cast aluminum body
- Staked valves
- Non-handed left or right swinging doors
- Separate adjustable general speed, latch speed, and backcheck
- Heat-treated steel piston
- Heat-treated pinion
- Cover is high-impact UL listed fire retardant plastic that meets UL 10C and UBC-7-2 (1997) fire test
- UL 10C approved fluid
- Universal screw pack
- 10-year warranty



Stocked Product

SC81 Aluminum, Dark Bronze, MTBKF 622

SC90 Series - Light Duty Closer

Features:

- Meets A156.4, Grade 1
- Ready to mount hinge side, top jamb or parallel arm configurations
- Arm options: regular
- Single piece cast aluminum body
- Non-handed left or right swinging doors
- Separate adjustable general speed and latch speed
- Heat-treated steel piston
- Heat-treated pinion
- UL 10C approved fluid
- Universal screw pack
- 10-year warranty



Stocked Product

SC91 Aluminum, Dark Bronze

Falcon - *Actuators*

8310-844 - Series Transmission Kit



8310-865 - Series Wireless Receiver

